

CITY OF FAYETTEVILLE, ARKANSAS QUARTERLY MANAGEMENT REPORT

Second Quarter 2006

MAYOR

Dan Coody

CITY COUNCIL

Robert Reynolds
Kyle Cook
Robert Rhoads
Shirley Lucas

Ward 1, Position 1
Ward 2, Position 1
Ward 3, Position 1
Ward 4, Position 1

Brenda Thiel
Don Marr
Bobby Ferrell
Lionel Jordan

Ward 1, Position 2
Ward 2, Position 2
Ward 3, Position 2
Ward 4, Position 2

ELECTED OFFICIALS

Kit Williams - City Attorney
Sondra Smith - City Clerk/Treasurer
Rudy Moore, Jr. - District Court Judge

DEPARTMENT DIRECTORS

Ray Boudreaux - Aviation and Economic Director
Gary Dumas - Operations Director
David Jurgens - Water & Wastewater Director

Stephen Davis - Finance & Internal Services Director
Frank Johnson - Police Chief

For the Quarterly Management Report to be published in a timely manner, the deadline is being strictly enforced. Due to this policy change, the following Departments/Divisions/Programs and Projects were not updated for the Second Quarter Management Report:

Projects by Category:

Other Improvements:

- Cityplan 2025 Study
- Impact Fee Study – Street/Fire/Police
- Historic Preservation Travel & Training

Water & Sewer Improvements:

- Impact Fee – Water & Wastewater
- Sanitary Sewer Rehabilitation
- S.C.A.D.A. System Upgrade
- Project Management Cash Flow Software
- 24" Waterline Improvements & Replacement

2006 SECOND QUARTER -- TABLE OF CONTENTS

I.	FINANCIAL SUMMARY	1
II.	GENERAL GOVERNMENT DEPARTMENT	
	Departmental Overview	2-6
	Aviation & Economic Development	7-8
	Cable Administration	9-11
	City Clerk	12
	City Prosecutor	13-14
	District Court	15
	Internal Audit	16
	Library	17-21
III.	FINANCE & INTERNAL SERVICES DEPARTMENT	
	Finance & Internal Services Director	22
	Accounting & Audit	23
	Billing & Collections	24-26
	Budget & Research	27
	Information Technology	28-30
	Purchasing	31-33
IV.	FIRE DEPARTMENT	34-37
V.	OPERATIONS DEPARTMENT	
	Operations Director	38
	Building Safety	39-40
	Building Services	41-43
	Community Resources & Code Compliance	44-47
	Current Planning	48-51
	Engineering	52-55
	Fleet Operations	56
	Human Resources	57
	Meter Operations	58-59
	Parking & Telecommunications	60-62
	Parks & Recreation	63-70
	Planning & Development Management	71
	Solid Waste & Recycling	72-76
	Transportation	77-79
	Water & Sewer Maintenance	80-84
	Wastewater Treatment Plant	85

VI.	POLICE DEPARTMENT	
	Departmental Overview	86-88
	Animal Services	89-91
	Central Dispatch	92-94
	Drug Enforcement Program	95-97
	Patrol Program	98-103
	Support Services	104-107
VIII.	BUDGET ADJUSTMENT SUMMARY	108-109
IX.	PROJECT ACCOUNTING SUMMARY	110-127

CITY OF FAYETTEVILLE, ARKANSAS

CASH AND INVESTMENTS

June 30, 2006

Cash	\$	<u>6,326,745</u>
Investments Held by City	\$	69,145,394
Investments With Trustee:		
TIF Debt Service		46,455
TIF Redevelopment District Capital Bonds		211,784
Water and Sewer Bonds		2,284,573
Wastewater Treatment Debt Service		4,559,357
Wastewater Treatment Capital Improvement Bonds		80,575,334
Town Center Bonds		432,936
Police Pension		10,284,679
Fire Pension		<u>8,793,939</u>
	\$	<u>176,334,451</u>
Cash & Investments 6/30/2006	\$	182,661,196
(1)Cash & Investments 12/31/2005		183,724,327
YTD Average Income Earnings on City-held Investments		4.69%

Note: These numbers are preliminary and subject to change.

(1) Adjusted to year end actual.

General Government Department

Dan Coody, Mayor

2006 Management Agenda

- 1) Strong, Diverse Local Economy
 - d) College Avenue Redevelopment: The Fayetteville Economic Development Corridor has two projects in the proposed Phase I of the Transportation Improvement Project: CMN / Mall Access and College Avenue from Maple to Rock.
- 2) Planned and Managed Growth
 - a) Attainable Housing Policy and Strategy: Staff is drafting an Attainable Housing Policy document for review by Council. Staff participated in a presentation given by Chris Shields (Public Policy PD student at the U of A) on various policy based approaches to achieving attainable housing in the community.
- 3) Service Improvements
 - a) Cable Television Franchise Agreement: Members of the Telecom Board have expressed their interest in investigating the various options for negotiating with Cox Communications. Specifically they have started a dialogue regarding engaging Cox in "formal" negotiations. The Telecom Board has not yet made a final decision on how to proceed with negotiations.
 - b) PEG Strategic Planning Process Including Upgrade of Cablecasting System: A RFP for the new Playback/Cable Casting system is complete. Due to the cost associated with this system, PEG must wait for 2007 CIP allocation to move forward with this process. Staff has also completed a PEG Equipment Master Plan and will incorporate pricing into the plan in the 3rd quarter.
 - c) Library Funding and Services: A city wide election for the Library millage was held April 11, 2006. The referendum for a 2.5 mill dedicated library tax failed by 218 votes.

Aviation & Economic Development

Aircraft Operations and fuel sales continue to increase this quarter over same quarter of the last year and the immediate last quarter. Million Air broke 60,000 gallons of fuel sold in May, a new record, and then broke the record in June, another new record.

Sky Venture Aviation Inc., an FAA part 141 Flight School, opened for business in May and already has a full load of students for the staff on board at this time. They have four permanent flight instructors and two customer service representatives. Co-owners Mark Frankum and Kathy Moore spend about 75% of their time in Fayetteville. In addition to first class interior remodeling of the airport facilities, they improved the landscape out front of the building and it looks much better and will be easy to maintain. They also installed a new simulator for instrument instruction. The model is from Frasca Aviation in Urbana, Illinois and is state of the art. They now have six aircraft based at Drake. They report the first full month of operation in Fayetteville exceeded the best month they ever experienced in nearly two years in Jackson, Tennessee and that the month of June set a company record. They are very happy to be here and predict a great future for their business and the airport. They passed their FAA Part 141 inspection and posted their FAA license June 27, 2006.

The USDA Forrest Service move has been delayed by the fires out west. Their lease is up very soon in Ft Smith. Staff anticipates a lot of activity in the very near future.

Following the takeover of Arkansas Aviation Technology Center (AATC) by the NWACC and several inspections by the College staff of the program and facilities, a subsequent reorganization is taking place to put the AATC under a new Dean of Technology. Most of the programs will be located in the RTC which is part of the NWACC, formerly Fayetteville West Campus. The Airport Director has been serving on the Dean Selection Committee. There are several good candidates, so the new Dean should be in place soon. There is a possibility that the AATC will move to the RTC and vacate the building on the airport. The reasons being given are consolidation of all programs into the one campus and cost of maintaining the AATC facility on the airport.

Plane Good Restaurant closed. The reason they gave was that they did not have enough time to give to the project to do it right. Several restaurant people have looked at the facility.

AirFest 2006: The numbers in attendance were about the same as last year. The price was reduced so the gate receipts were less than last year but the show made money as the committee headed by Doc Wallace sold the show to sponsors before show day. The final numbers are not in but the two museums will bank a sum to help cover operations for the next year.

Richard Mills from the Arkansas Department of Aeronautics conducted a 50-10 inspection of our airport. He commented: "all of us in Aeronautics believe Fayetteville Municipal Airport, Drake Field to be the most beautiful airport in the state." The Airport has been assigned a new inspector and the FAA Part 139 inspection is expected any time.

ADEQ approved the remediation plan for Parcel 29E in the Industrial Park. City Engineering has processed the plan to ensure that we comply with all City requirements. The Water & Sewer Division will use the land to dispose of clean dirt from the WSIP, which, once on site will be spread. The area will be reseeded to complete the cover.

Parcel 2W in the Industrial Park was sold to Eclipse Displays where they will construct a facility for assembly and storage. Eclipse Displays, Inc. designs and constructs trade show displays. They do all of the work for the Arkansas Department of Economic Development here in Fayetteville.

Staff went to Washington DC with Bobby New, Superintendent of Schools; Bill Ramsey, President and CEO of the Chamber; Steve Rust, President and CEO of FEDC; and Richard Hudson, U of A Vice Chancellor for governmental affairs. The group was able to meet with Congressman Boozman, Senator Pryor and Senator Lincoln's staff. Our concerns for improvements in transportation infrastructure were reiterated.

Staff has met several times with site selection consultants for Project Shining Star. The team made a significant impression on the consultants so Fayetteville was chosen for a site visit by the company. The name remains unknown to us but staff is hopeful that they will select our community to build their plant.

The Fayetteville Chamber of Commerce Transportation Committee is working very hard to inform the public about the importance of the transportation improvements being referred to the citizens thru referendum on September 12, 2006. The Committee is encouraging everyone to inform themselves on the issues and to participate in the process.

City Attorney

Garnishment Actions. The Assistant City Attorney filed responses or answers to interrogatories and other pleadings in eight garnishment actions.

Bankruptcy – The City Attorney's Office filed one Proof of Claim in a bankruptcy involving the City.

John LaTour v. City of Fayetteville, et. al. – United States District Court # 02-5001. Mr. LaTour sued the City, the City Attorney, City Prosecutor, Assistant City Prosecutor, one of the Planning Commission members, and a City Sign Inspector for enforcing the sign ordinance and prosecuting Mr. LaTour. The Court dismissed all personal liability claims and the ten million dollar claim for punitive damages as well as Mr. LaTour's claim we discriminated against him. Mr. LaTour has appealed to the Eighth Circuit Court of Appeals. The Eighth Circuit affirmed the City's victory and denied Mr. LaTour's request for a rehearing.

Raymond Setzke v. Fayetteville Officer Jeremy Grammar, Chief Frank Johnson, Washington County Sheriff Whitmill, et. al. – Civil No. 04-5046 Eighth Circuit Court of Appeals – After this case was dismissed by the Federal Judge, Mr. Setzke was allowed to appeal pro se without paying any filing fee to the Eighth Circuit. The City will continue to defend this case.

City of Fayetteville v. Washington County Assessor, Washington County, Fayetteville School District, Fayetteville Public Library, et. al. – Washington County Circuit Court Case No. CV 05-559-2 – The City Council authorized the City Attorney to file a Declaratory Judgment suit in order to clarify the law concerning how the tax increment should be distributed by the Assessor after the formation of the Highway 71 East Square Redevelopment District No. 1. This TIF district's project is the acquisition and demolition of the blighted area involving the Mountain Inn, the Washington County's Court Building, the old Niblock Law Firm, and the Red Bird Cafe, as well as sidewalk and crosswalk improvements throughout the district.

The Trust Indenture approved by the City Council requires the City to seek the maximum amount of tax increment allowed by law to pay off the TIF bonds which will fund the project.

Following a bench trial, the Circuit Judge ruled that the amounts used for funding the Redevelopment Bonds as certified by the County Assessor were correct. Although this amount should be sufficient to fully pay the TIF bonds, the Trust Indenture requires the City to seek additional millage increment and so an appeal to the Arkansas Supreme Court is necessary. The City Attorney filed a Notice of Appeal and filed the Record in the Arkansas Supreme Court.

Jeanny Romine v. City of Fayetteville – Washington County Circuit Court Case No. CV 05-1221-4 – Ms. Romine sued the City for Inverse Condemnation on June 10, 2005 because of what the City believes is a private sewer line (but what Ms. Romine alleges is a city sewer main) caused sewer overflow onto her property. The City had offered to build a city sewer main across her property in 1998 to fix this problem, but Ms. Romine refused to give access by a sewer easement for this project. Ms. Romine is demanding not less than \$250,000.00 even though the property tax appraisal of her property is \$93,500.00.

The City Attorney has answered and denied liability. Discovery and deposition of the plaintiff have been accomplished. Two months before the scheduled trial, Ms. Romine sued her neighbors and alleged new grounds against the City, so the City filed a Motion For Continuance which was granted.

Fuller v. City – This is another pro se inmate case who claims he was not treated well when he initially wore a wire for the police, but later tipped off the suspect. He was sent to prison for other reasons. We have filed an Answer and a Motion For Summary Judgment. The Magistrate Judge filed her report recommending that our Motion For Summary Judgment be granted.

Spicer v. City of Fayetteville – CV 2005-2578-2 – The Spicers sued the City for permitting a lot split on their neighbors' property. The City filed a Motion To Dismiss because the Spicers failed to appeal timely or properly from the Planning Commission's action. The Court granted the City's Motion and dismissed the City from this suit. The Plaintiff filed an Amended Complaint bringing the City back into this case. The City Attorney filed another Motion To Dismiss based upon res judicata and other grounds, and the City was again Dismissed with Prejudice.

Bozarth v. City of Fayetteville – CV 2005-2749-2 – The Assistant City Attorney filed an Entry of Appearance in this appeal of the Board of Adjustment's denial of setback variances for an unpermitted carport. Some discovery has been completed.

City of Fayetteville v. Commonwealth-Ghosen Theatre Corp. – CV 2006-987-2 – This is one of only two condemnations the City of Fayetteville had to file in order to obtain easements for new sewer lines required for the Wastewater System Improvement Project. The Assistant City Attorney has filed a Motion for Possession and a Motion To Dismiss Defendant's Counterclaim.

City of Fayetteville v. Heylinger – CV 2006-990-4 – This is the other condemnation action necessary to complete the Wastewater System Improvement Project.

Howell v. Fayetteville Police Officer Lee, et al. – CV 06-195-4 – Mr. Howell was arrested for domestic battery and terroristic threatening by Officer Lee after a 9-1-1 call from Susan Howell. Probable cause was found by Judge Ray Reynolds during a hearing two days later. Mr. Howell claimed he was arrested without probable cause. The City, by insurance lawyer Randy P. Murphy, filed an Answer and Motion To Dismiss. The City Attorney obtained affidavits from the officers and 9-1-1 operator and a transcript of Mr. Howell's Rule 8.1 hearing for use in a Motion For Summary Judgment if necessary.

Wanbaugh v. Fayetteville Police Officers Fields and Faught – Civil No. 05-5214 – Mr. Wanbaugh refused to submit to arrest on a felony warrant for probation violation. A taser had to be repeatedly deployed to attempt to gain control of Mr. Wanbaugh, handcuff him and get him into the police car. Mr. Wanbaugh has pleaded guilty to felony battery for injuring the police officers he is now suing.

Tony Catroppa, et al. v. City of Fayetteville – CIV 2006-885-4 – Four restaurant/bar owners sued the City of Fayetteville in an effort to enjoin the City from changing how it has enforced the smoking ordinance. The City agreed to a Consent Order Granting a Preliminary Injunction During Pendency of the case to avoid possibly incurring large damages which were reduced by agreement in an Amended Petition. This case is pending.

Library

The April 11 referendum for a 2.5 mill dedicated library tax failed by 218 votes.

Circulation hit an all-time record with 85,687 checkouts in June. This is up 8.5% from June 2005.

Self-checks rose to 60% of all items check-out in June.

Reached final completion of the building project still within budget. Submitted required information to the U.S. Green Building Council. Awaiting decision on the LEED certification level.

Received Wal-Mart/Sam's Club and media (KUAF, NWA Times, AR Democrat Gazette, Kid's Directory, AT&T Yellow Pages, KIX 104, Mix101.9 and Magic 107.9) sponsorship of the 2006 Summer Reading Club. These sponsorships are critical to the library's capacity to meet demand and have resulted in higher participation levels than past years.

A record 2,000 plus children and teens were registered for independent summer reading by June 30; over 6,500 children, teens, and parents attended in-library programs.

Two performances of each pre-school and elementary program are held to meet demand. Because even this is not enough we are considering ticketing software.

All kindergarten students in the Fayetteville School System toured the library.

FPL Foundation received a \$350,000 anonymous bequest to create an endowment that will make the volunteer manager position full-time and to provide one-time funds to purchase materials for senior citizens.

Holding a weekly English-Spanish story time program.

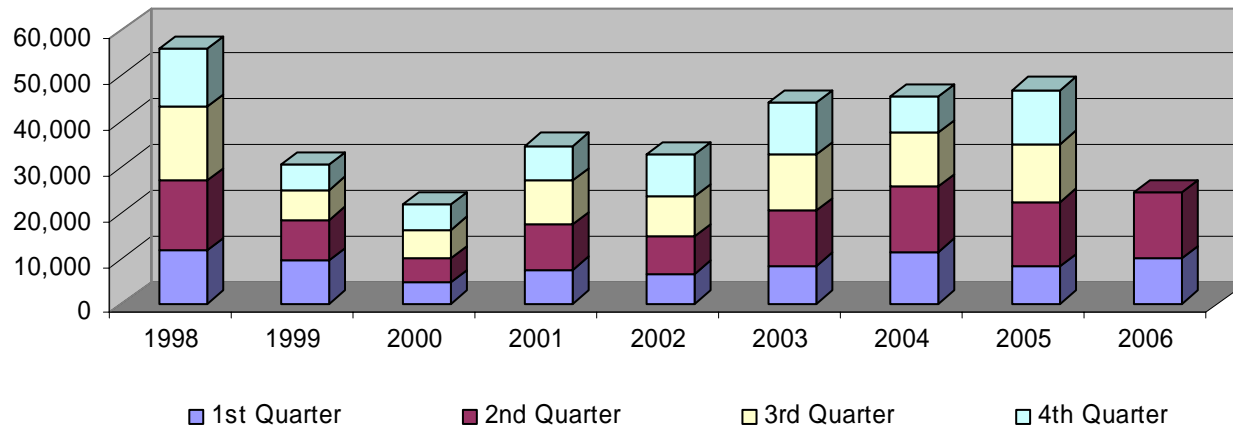
The Library Board of Trustees approved a new mission statement, "to strengthen our community and empower our citizens with free and public access to knowledge."

The Library Board of Trustees approved a new vision statement, "to be powerfully relevant and completely accessible."

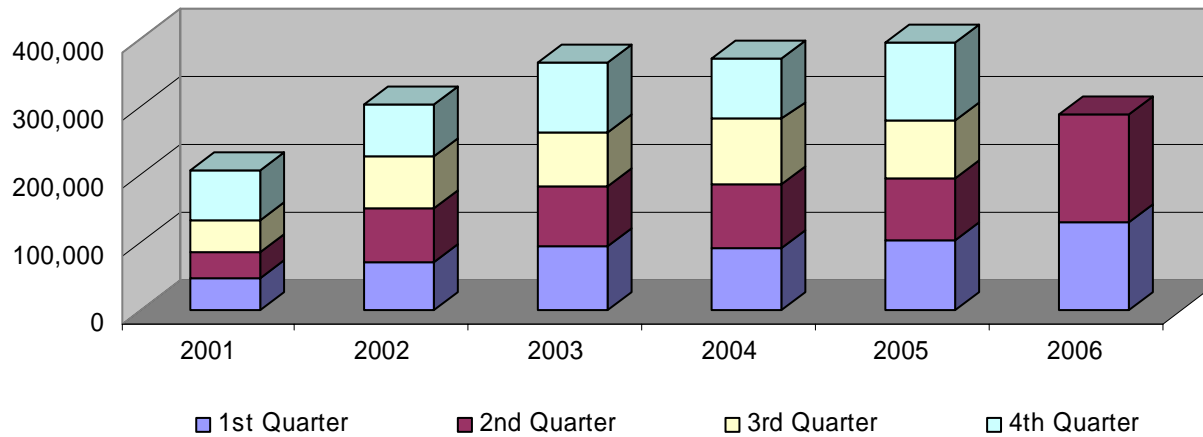
A draft strategic plan for library services was completed and made available for public comment. Public meetings will be held in August 200

Aviation & Economic Development Division

Quarterly Comparison of Aircraft Operations Counted by Tower

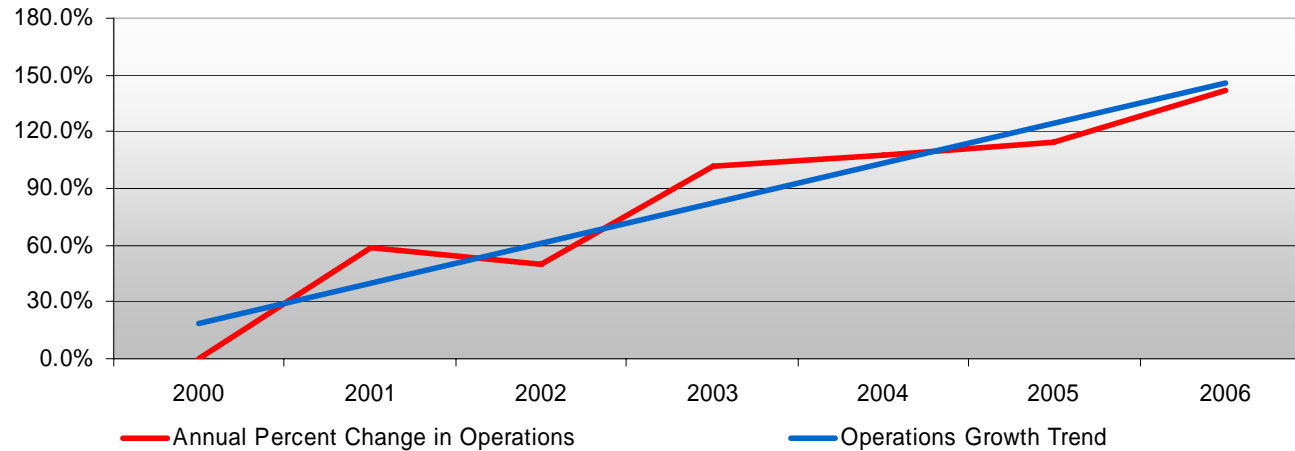


Quarterly Comparison - Fuel Sales Volume



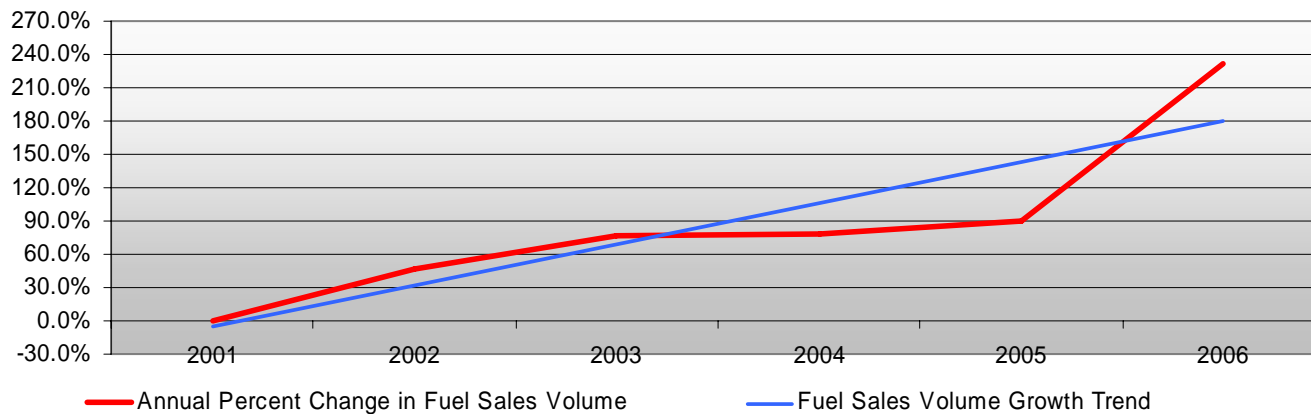
Aviation & Economic Development Division

Annual Percent Change In Aircraft Operations* - Base Year 2000



*A takeoff, landing, or control tower contact passing through Fayetteville airspace during tower operating hours.

Annual Percent Change in Fuel Sales Volume - Base Year 2001



The City took over aircraft fueling services August 1, 2001. Sales volume data is averaged for January through July 2001.

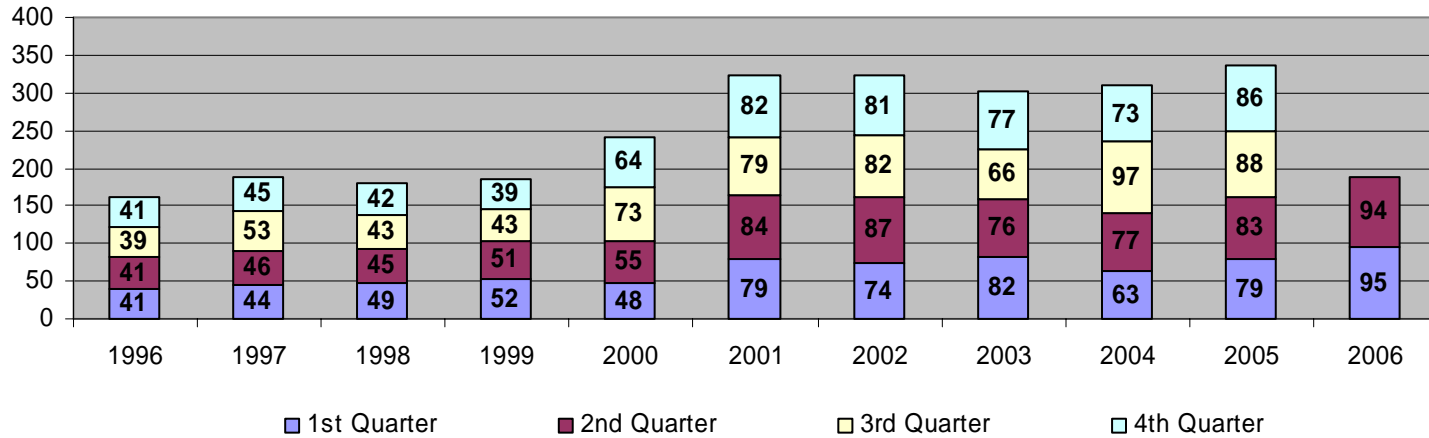
Cable Administration Division

Government Channel Performance Measures	Actual Year-to-Date 2005	Budgeted Year-to-Date 2006	Actual Year-to-Date 2006
Hrs. Equip. Used by Public & Staff	14,959	15,000	18,942
City Video Tapes Duplicated	310	350	767
Total Cable Cast Hours	1,245	1,250	1,447
New Government Meetings Taped/Hours	162/251	162/250	189/326
New Government Info Videos Produced/Hrs.	133/72	108/70	113/62
New Program Hrs. Produced - Meetings/Info	251/72	250/70	326/62
Messages Entered on Board	585	500	429

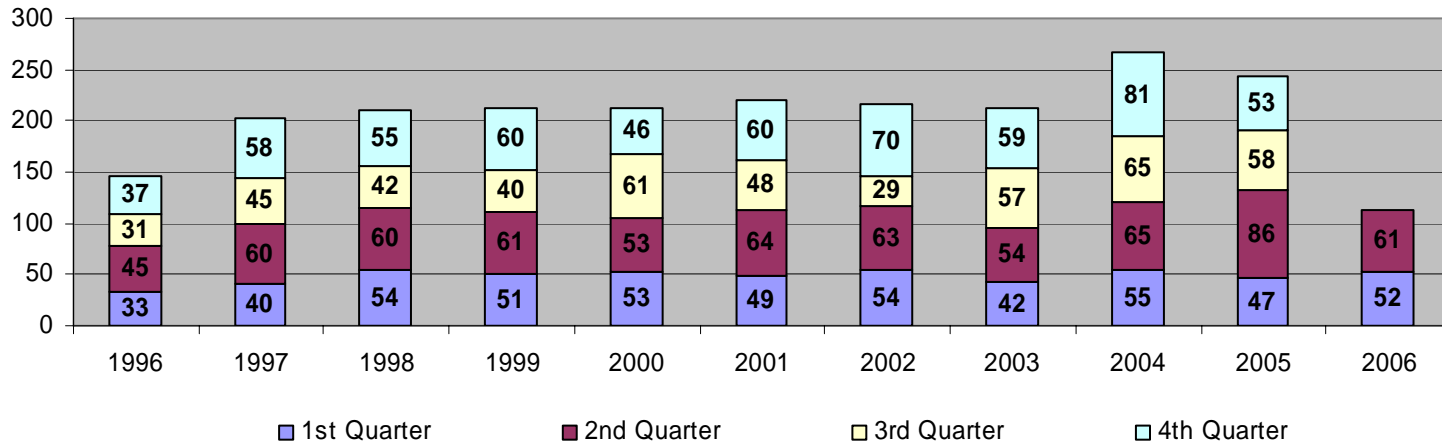
Community Access Television Performance Measures	Actual Year-to-Date 2005	Budgeted Year-to-Date 2006	Actual Year-to-Date 2006
Video Workshops	43	45	99
Total Cable Cast Hours	3,207	3,000	3,241
Workshop Participants	135	100	184
First Time Producers	8	20	15
New - Local Programs/Hours	221/182	250/175	226/207
Bulletin Board Messages	140	200	199

Cable Administration Division

Fayetteville Government Channel Televised Meetings

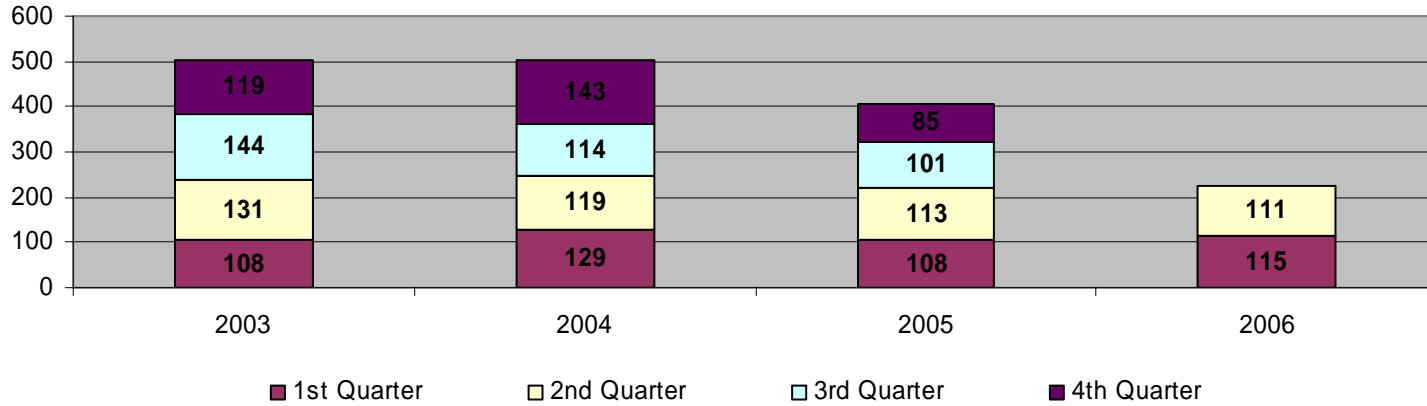


Fayetteville Government Channel Informational Programs

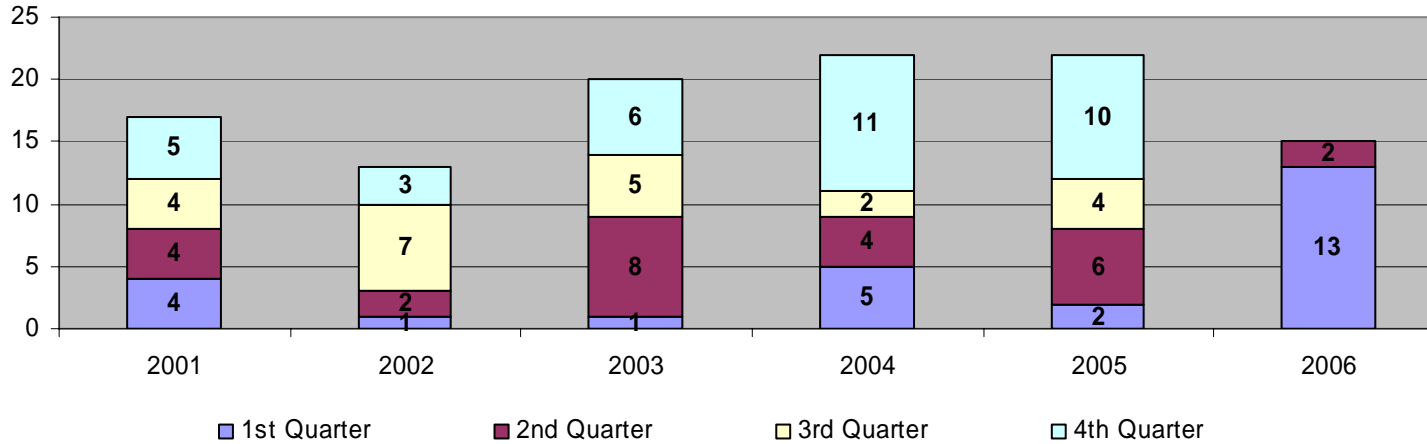


Cable Administration Division

Community Access Television New Programs



Community Access Television First Time Producers



City Clerk Division

City Clerk Performance Measures	Actual Year-to-Date 2005	Budgeted Year-to-Date 2006	Actual Year-to-Date 2006
Meetings Attended	112	116	166
Agendas Prepared	37	36	38
Minutes - Council & Boards	23	22	26
Ordinances & Resolutions Passed/Processed	175	180	194
Committee Vacancies/Applicants	53 / 45	38 / 42	49 / 32
Meeting Rooms Requested/Scheduled	621	626	591
Elections Coordinated	0	1	1
Permanent Record Retention	104,830	250,000	184,753
Policy & Procedure Changes		5	3
Sets of Minutes with Errors of Fact	0	1	0
Code of Ordinances Updated	8	10	15

City Prosecutor Division

City Prosecutor Performance Measures	Actual Year-to-Date 2005	Budgeted Year-to-Date 2006	Actual Year-to-Date 2006
Complaints	388	350	354
Circuit Court Cases	10	10	20
Trials - District & Circuit	15	12	12
District Court Cases:			
Warrant Charges	211	200	163
Non-warrant Charges	4,005	4,500	4,508
DWI's	793	800	602
Carrying Certain Weapons	6	8	27
Domestic Batteries	126	130	162
Battery Charges	23	25	8
% of Convictions:			
Warrant Charges	81	85	85
Non-warrant Charges	96	96	94
DWI's	95	97	97
Carrying Certain Weapons	100	100	90
Domestic Batteries	83	85	89
Battery Charges	100	100	100
Hot Check Program:			
Checks Brought In	2,774	2,500	1,851
Cases Prepared for Trial	1,487	1,250	902
Checks Paid Off/Cleared	2,725	2,300	2,401
Checks Submitted for Collection	184,532	150,000	65,119
% of Cases Settled	64%	80%	67%

City Prosecutor Division

Hot Check Program Revenue	Actual Year-to-Date 2005	Actual Year-to-Date 2006
% of Hot Checks Collected	98%	131%
Received for Prosecutor Fees	\$28,345	\$14,343
Received for Checks	\$162,839	\$81,409
Fines & Court Costs Collected on Hot Checks	\$77,261	\$37,577
Warrant Fees Collected	\$12,309	\$4,574
Total Revenue Collected on Hot Checks	\$280,754	\$137,903

Complaint Results	Actual Year-to-Date 2005	Actual Year-to-Date 2006
Mediated/Warning Letter/Closed	204	201
Prosecutor Subpoena	226	116
Warrants Filed	169	91
Motions to Revoke Filed	31	12

District Court Division

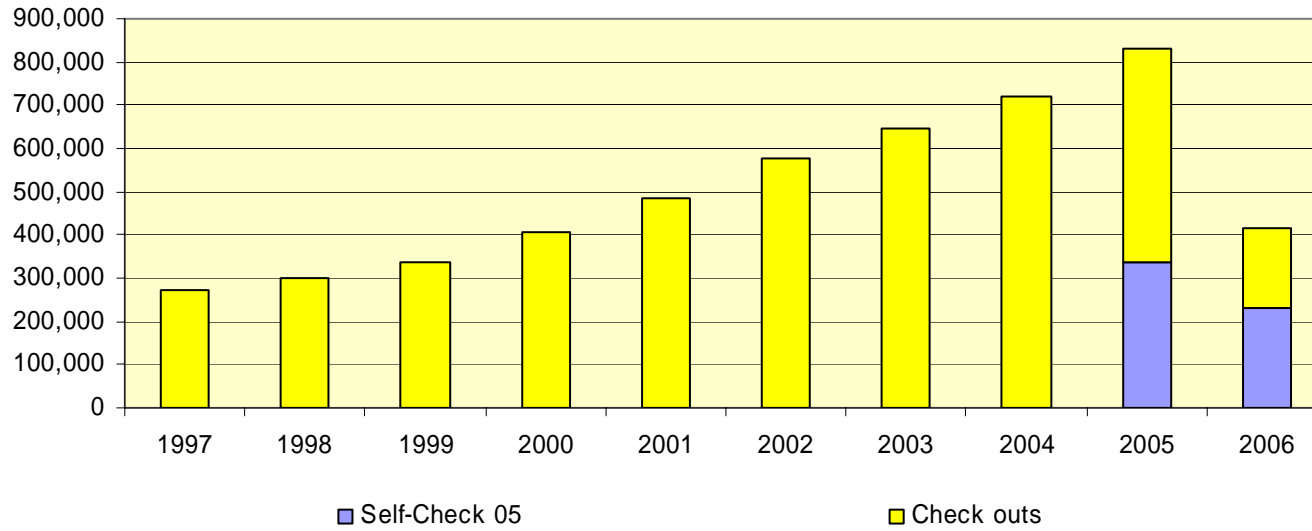
District Court Performance Measures	Actual Year-to-Date 2005	Budgeted Year-to-Date 2006	Actual Year-to-Date 2006
Criminal Cases:			
Cases Filed	11,463	13,250	12,487
Criminal Trial Settings	6,628	5,100	4,800
Cases Adjudicated	7,114	8,350	9,105
Fines and Fees Assessed	\$ 1,453,550	\$ 1,460,050	\$ 1,547,985
Fines and Fees Collected	\$ 1,170,876	\$ 1,225,000	\$ 1,355,723
% of Assessments Collected	81%	83%	87%
Warrant Backlog (# of Affidavits)	0	0	0
Trial Docket Backlog (Outside 90 Days)	0	0	0
General Fund Revenue	\$ 737,581	\$ 875,000	\$ 797,611
Probation & Fine Collections:			
Divisions Requesting Public Service (PS)	6	6	6
Interviews Conducted	406	300	399
Divisions Assigned Public Service	7	6	6
Persons Assigned to Public Service	243	274	69
Hours of Public Service Assigned	12,618	1,250	2,143
Fines/Costs Assessed	\$ 1,453,550	\$ 1,460,050	\$ 1,547,985
Hours of Public Service Completed	13,203	6,500	1,574
Fines/Costs Collected	\$ 1,170,876	\$ 1,225,000	\$ 1,355,723
Amount of Fines/Costs Worked Off	\$ 97,538	\$ 43,750	\$ 14,496
Small Claims & Civil Cases:			
Cases Filed	941	1,024	897
Court Session/Week (Hours)	10	10	8
Cases Set for Hearing/Week	40	40	25
% of Cases Processed within 2 Days	100%	100%	100%
General Fund Revenue	\$ 37,419	\$ 40,875	\$ 46,470

Internal Audit Division

Internal Audit Performance Measures	Actual Year-to-Date 2005	Budgeted Year-to-Date 2006	Actual Year-to-Date 2006
Annual Audit Plan Prepared	N/A	1	1
Performance Audits Completed	1	1	0
Review of City Areas	8	1	1
Special Projects	8	4	10
Audit Committee Meetings Facilitated	3	2	2
Management Control Deficiencies Identified	22	10	11
% of Completed Audit Reports Resulting in Recommendations for Improved Productivity, Cost Savings or Increased Internal Control	100%	100%	100%
% of Requests for Assistance in Developing/Enhancing System Controls and Procedures which are Responded to and for which a Work Plan is Developed	100%	100%	100%
% of Annual Audit Plan Completed	N/A	38%	38%

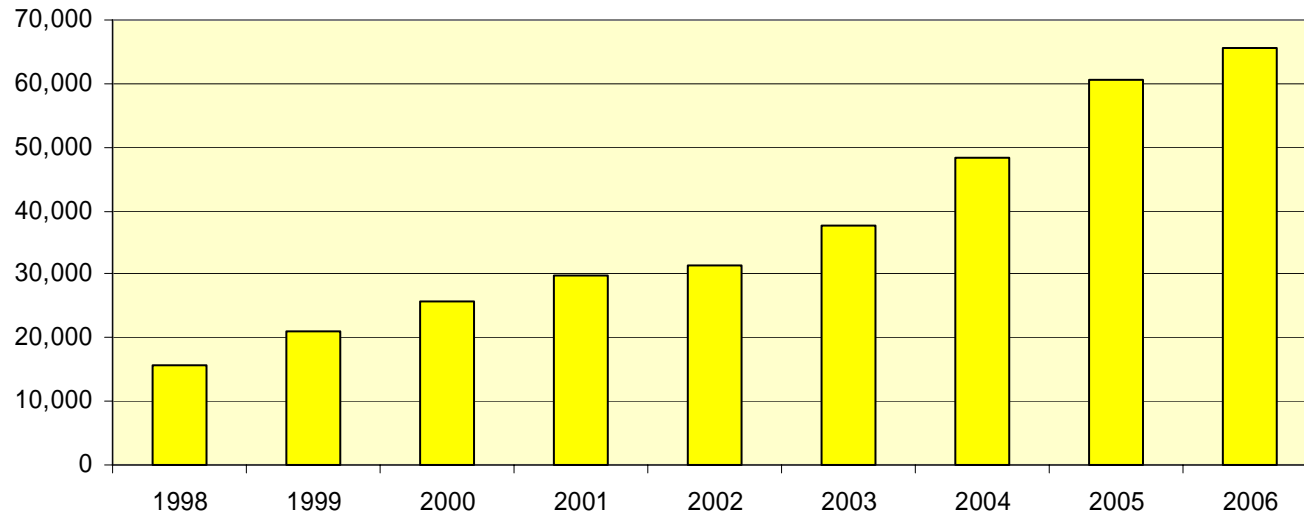
Library Division

Library Check Outs 1997-2006 Second Quarter 2006



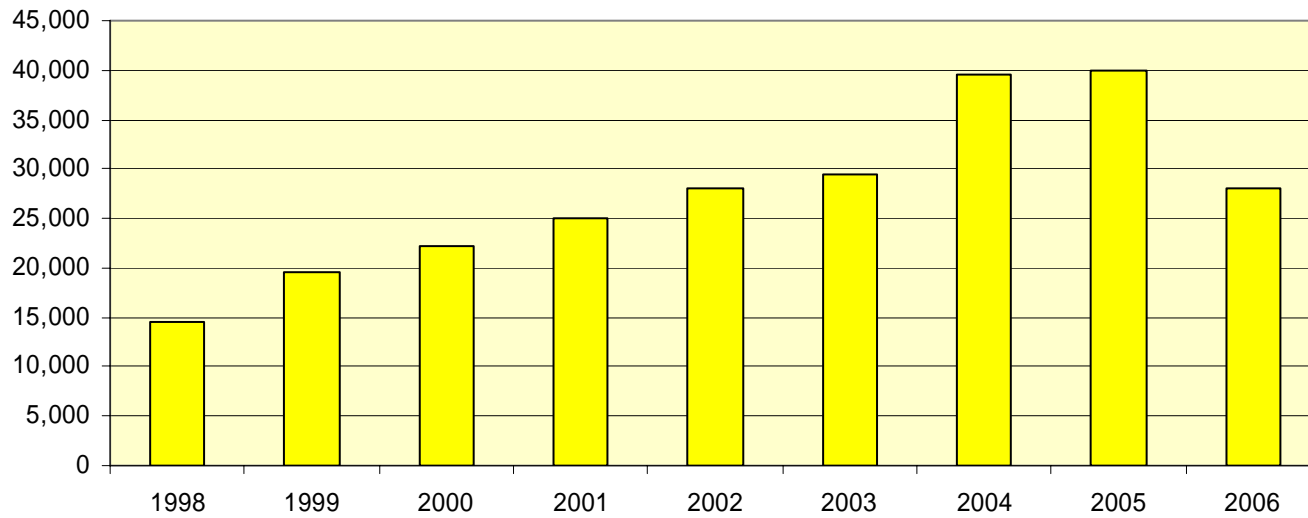
Library Division

Library Card Holders 1998-2006 Second Quarter 2006



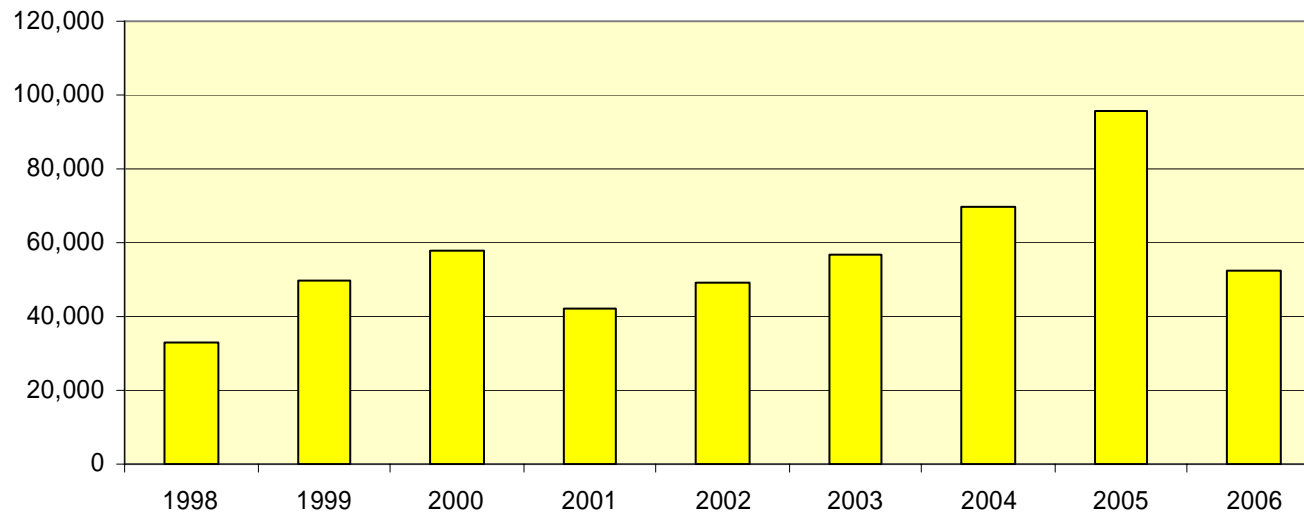
Library Division

Library Program Attendees 1998-2006 Second Quarter 2006



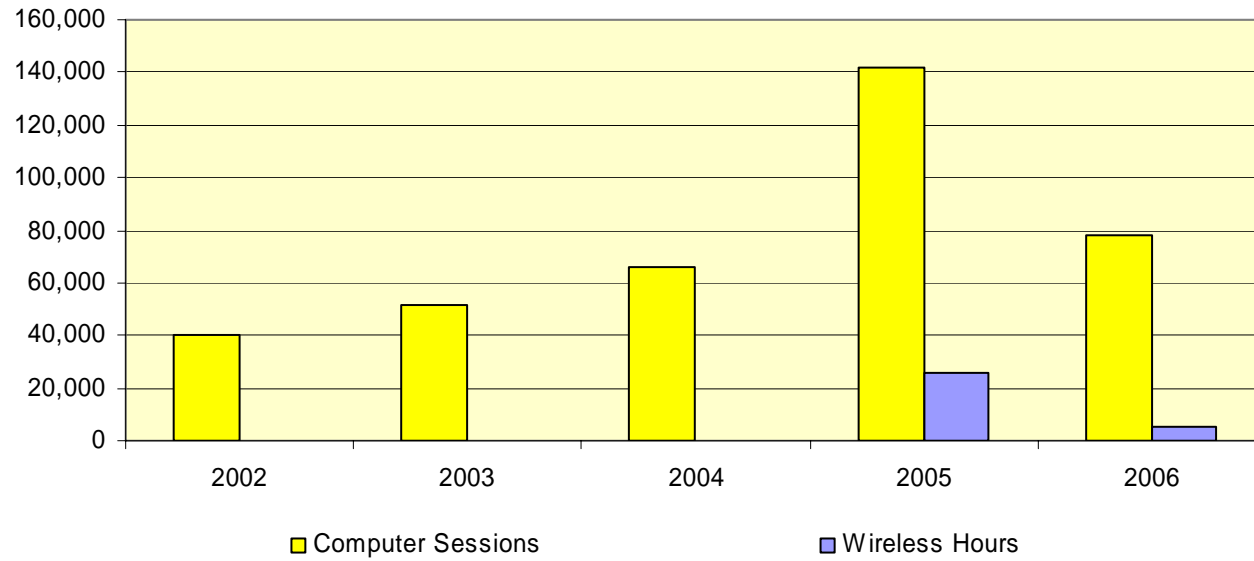
Library Division

Library Reference Transactions 1998-2006 Second Quarter 2006



Library Division

Computer and Wireless Usage 2002-2006 Second Quarter 2006



Finance & Internal Services Department

Steve Davis, Director

Management Agenda

- 1) Strong, Diverse Local Economy
 - a) City Events, Festivals: Coordinated Program – Mechanism: A report was developed and submitted to the City Council Ordinance Review Committee. A new permit program for Bikes, Blues and BBQ will be presented to City Council in the third quarter.
- 2) Service Improvements
 - a) Cost of Service Study: It is anticipated that all user fee ordinance revisions will be submitted for City Council action by the end of the third quarter 2006.
 - b) Justice Center and Public Safety Complex Direction, One Year Actions: Location of the Justice Center and Public Safety Center Complex was finalized and discussions on financing are underway.
 - c) Fire Station #3 and #5: The financing package for fire stations 3 and 5 was initiated in June to be finalized in July 2006.
 - d) Budget Process and Planning Policy: The budget calendar was approved and presentation of the 2007 Annual Budget & Work Program will be submitted to City Council for consideration in early October.
 - e) 2006 Special Census: The Census Bureau declared March 30 as Census Day and began the process of enumerating. The special census was successfully completed in June 2006.
 - f) Closed Pension Plan – Review Possible Administrator Options: An analysis is being prepared by an actuary to assist City Council and the pension boards of trustee make the best determination for pension beneficiaries and citizens.
 - g) District Court Software Upgrade: A contract was awarded and implementation is underway.
- 3) Strong Partnership with the University of Arkansas
 - a) Reimbursement for City services: Work on this item is expected to begin late in the second/early third quarter of 2006.

Accounting & Audit

Completed the 2006 annual financial audit.

Billing & Collections

Web payment volume increased 94.68% over the same quarter 2005. Refunded 694 utility deposits totaling \$37,143.

Budget & Research

Completed the 2007 Budget Preparation Manual and conducted budget training.

Information Technology

Initiated the project to revise the City's webpage.

Accounting & Audit Division

Accounting & Audit Performance Measures	Actual Year-to-Date 2005	Budgeted Year-to-Date 2006	Actual Year-to-Date 2006
External Audit and CAFR	1	1	1
Funds/Account Groups Maintained	29	27	27
Financial Statements/Ledgers	13	13	13
Bond Issues/Capital Leases Outstanding	10	9	10
Payrolls Prepared	20	25	35
Pension Distributions Processed	6	6	6
% Audits Completed on Time	100%	100%	100%
Time	100%	100%	100%
% of Payroll & Pension Checks Processed on Time	100%	100%	100%
% Forms W-2 & 1099 Distributed on Time	100%	100%	100%
% Government Reports Filed on Time	100%	100%	100%
CAFR Awards Received	0	0	0

Revenues	Actual Year-to-Date 2005	Actual Year-to-Date 2006	% Change
1% Advertising & Promotion HMR Tax	932,751	1,011,447	8.44%
1% Parks Development HMR Tax	932,751	1,011,447	8.44%
1% County Tax	5,389,531	5,681,448	5.42%
1% City Tax	7,406,751	7,793,674	5.22%
3/4% City Tax – Wastewater System Improvement Project	5,554,973	5,845,151	5.22%
State Turnback	1,820,470	1,817,335	-0.17%

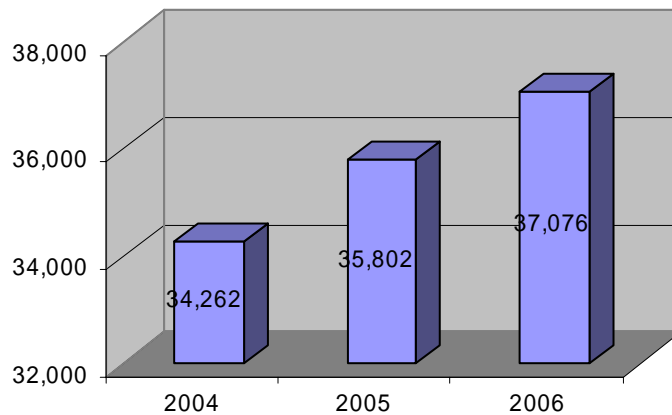
Note: These numbers are preliminary and subject to adjustments

Accounting & Audit Performance Measures	Actual 2nd. Qtr. 2005	Actual 2nd. Qtr. 2006	Actual Year-to-Date 2005	Actual Year-to-Date 2006
# of Checks Written	9,143	6,042	16,770	13,161
Amount of Checks Written	18,543,921	24,836,081	36,201,288	42,181,630
Amount of Receipts Issued	23,318,360	22,543,153	46,274,774	45,347,662

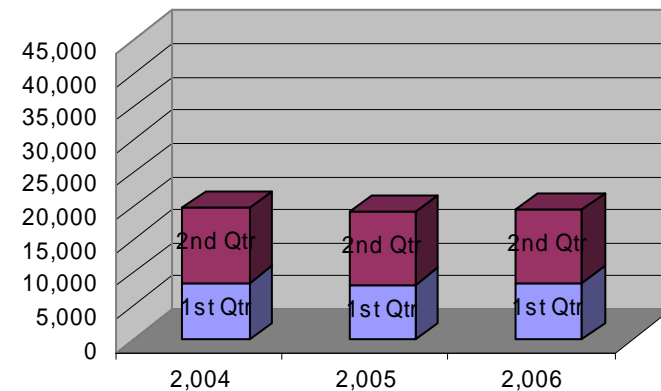
Billing & Collections Division

Billing & Collections Performance Measures	Actual Year-to-Date 2005	Budgeted Year-to-Date 2006	Actual Year-to-Date 2006
Total Accounts	35,802	36,618	37,076
Active Accounts	32,965	33,660	34,130
Inactive Accounts	2,837	2,958	2,946
Utility Bills Processed	203,941	206,500	208,125
Total Service Orders	19,139	20,550	19,532
New Accounts Added	306	600	363
On/Off Orders Processed	10,428	19,950	10,526
Internal Orders Processed	169	0	173
Total Cash Receipts Processed	227,182	223,750	237,410
Utility Payments Processed	188,508	187,500	195,572
Utility Deposits Processed	4,300	4,500	4,217
Other Cash Receipts Processed	34,374	31,750	37,621

Total Accounts

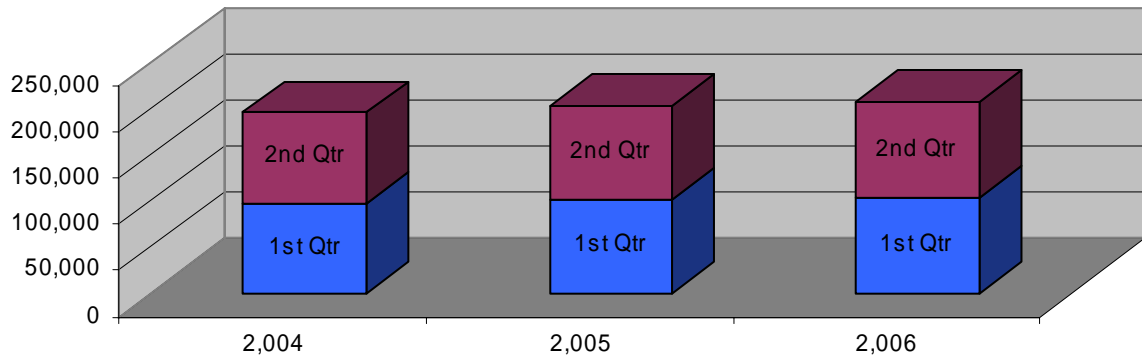


Total Service Orders Processed

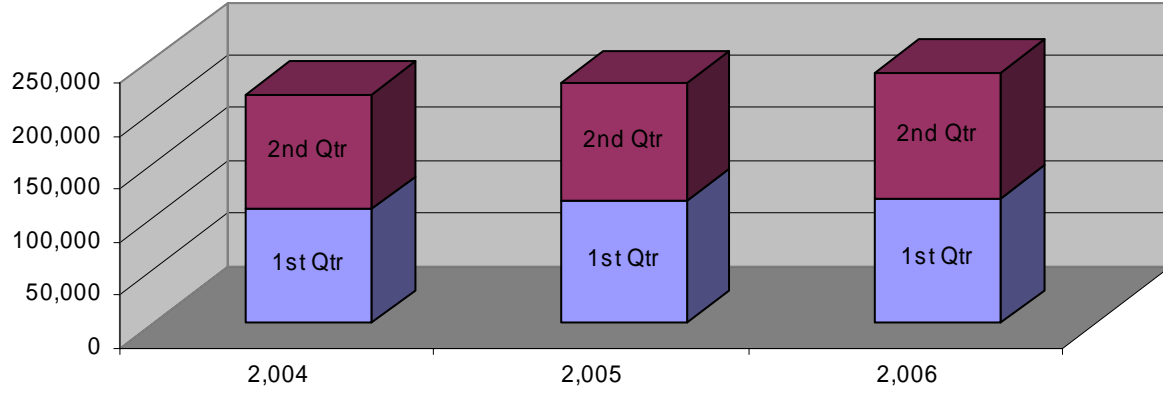


Billing & Collections Division

Utility Bills Processed

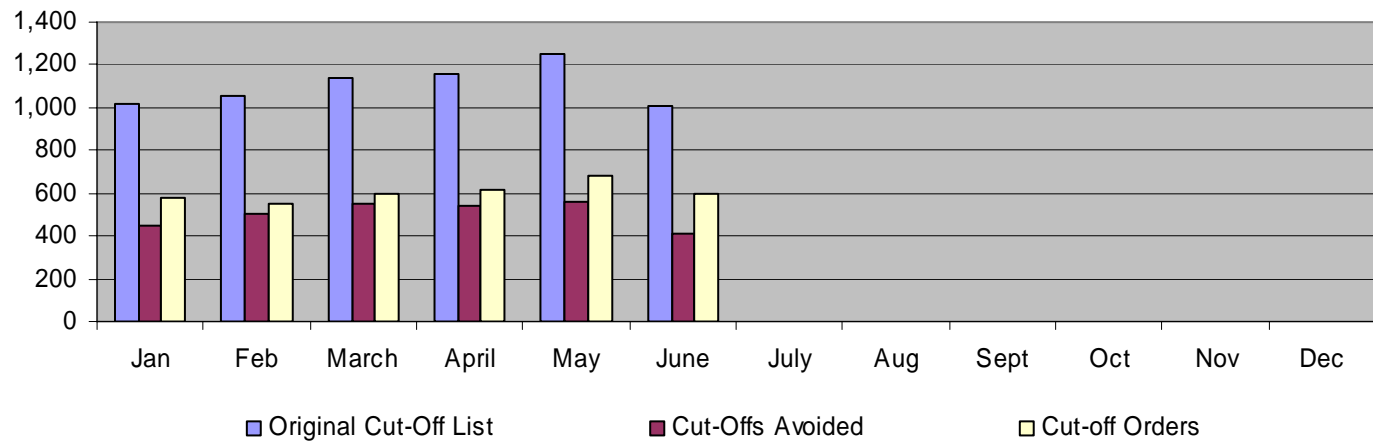


Total Cash Receipts Processed

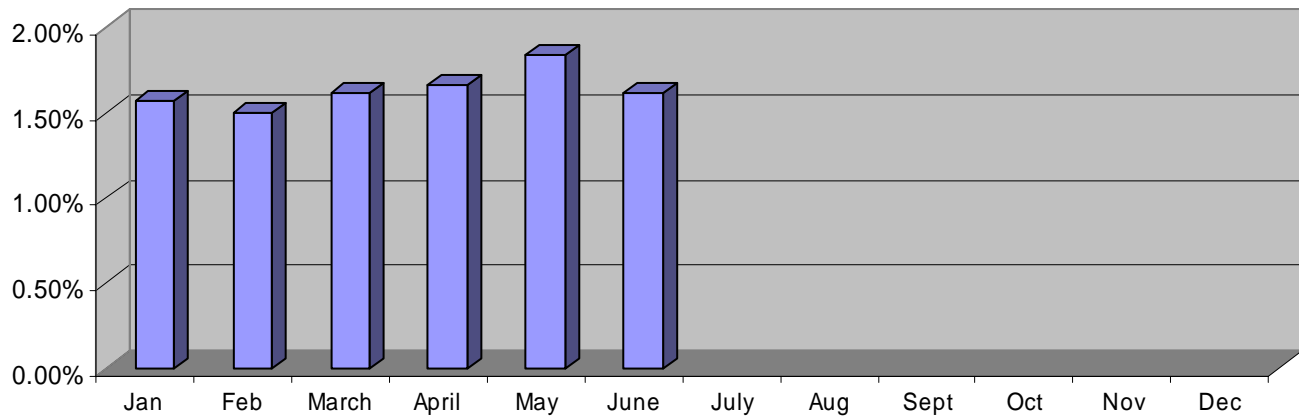


Billing & Collections Division

2006 Cut-Offs by Month



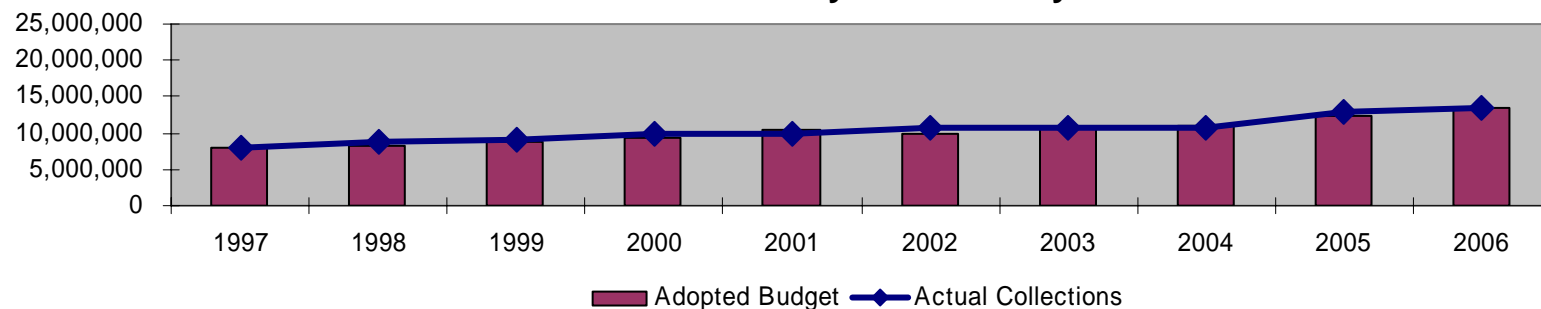
Percent of Customers Cut-Off



Budget & Research Division

Budget & Research Performance Measures	Actual Year-to-Date 2005	Budgeted Year-to-Date 2006	Actual Year-to-Date 2006
Budget Submissions Reviewed	0	0	0
CIP Projects Reviewed	0	0	0
Programs Reviewed : Budget to Actual-Monthly	108	109	111
Special Projects & Studies	4	4	2
Budget Adjustments/Line Items Processed	119 / 1,058	180 / 1,600	184 / 1,608
Capital Projects Monitored	185	180	162
Funds Reviewed	24	25	27
Annual Budget Completed	0	0	0
CIP Annual Update Completed	0	0	0
% of Time for Special Projects	25	20	15
% of Time for Capital Projects	25	25	25
GFOA Distinguished Budget Award	0	0	1
% of Actual Revenue Received Over Adopted Budget	2.07%	0.00%	1.36%
Year-to-Date Percent of Growth over Prior Year for City Sales Tax Collections	10.121%	6.000%	5.300%

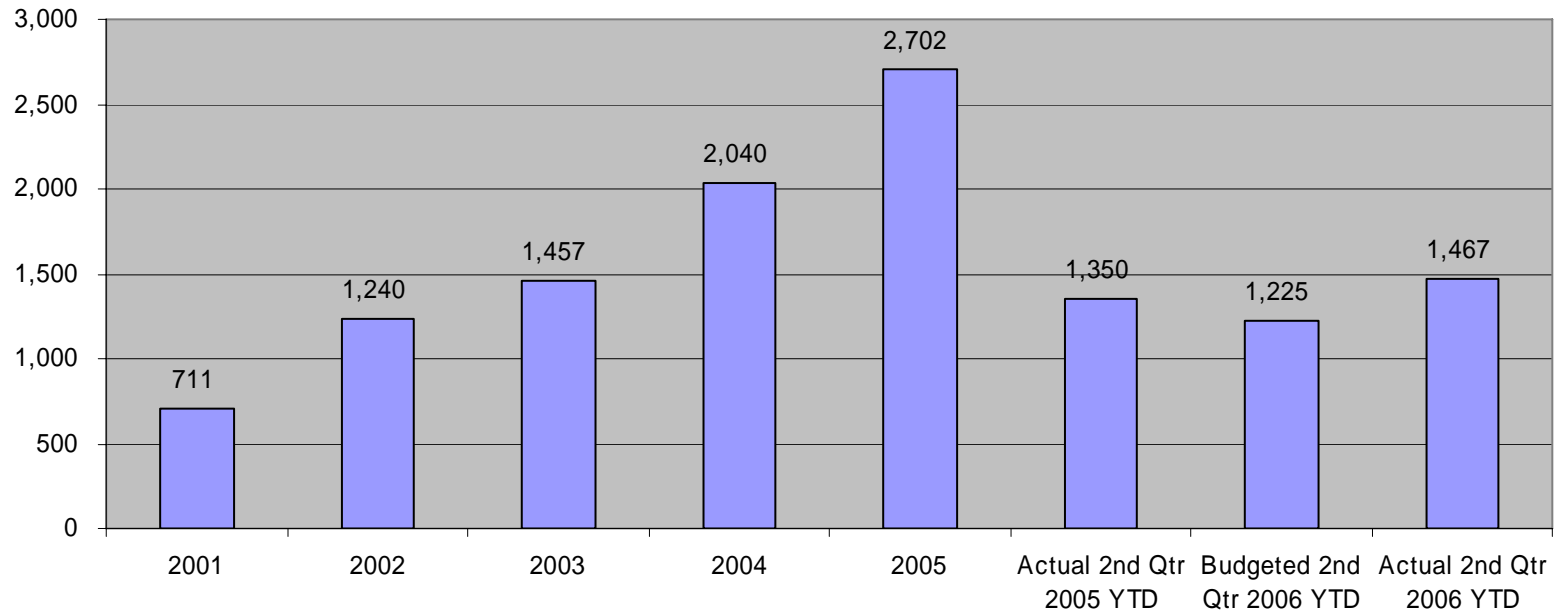
2006 Year-to-Date Adopted Budgeted Revenues Compared to Actual Collections for the City and County Sales Taxes



Information Technology Division

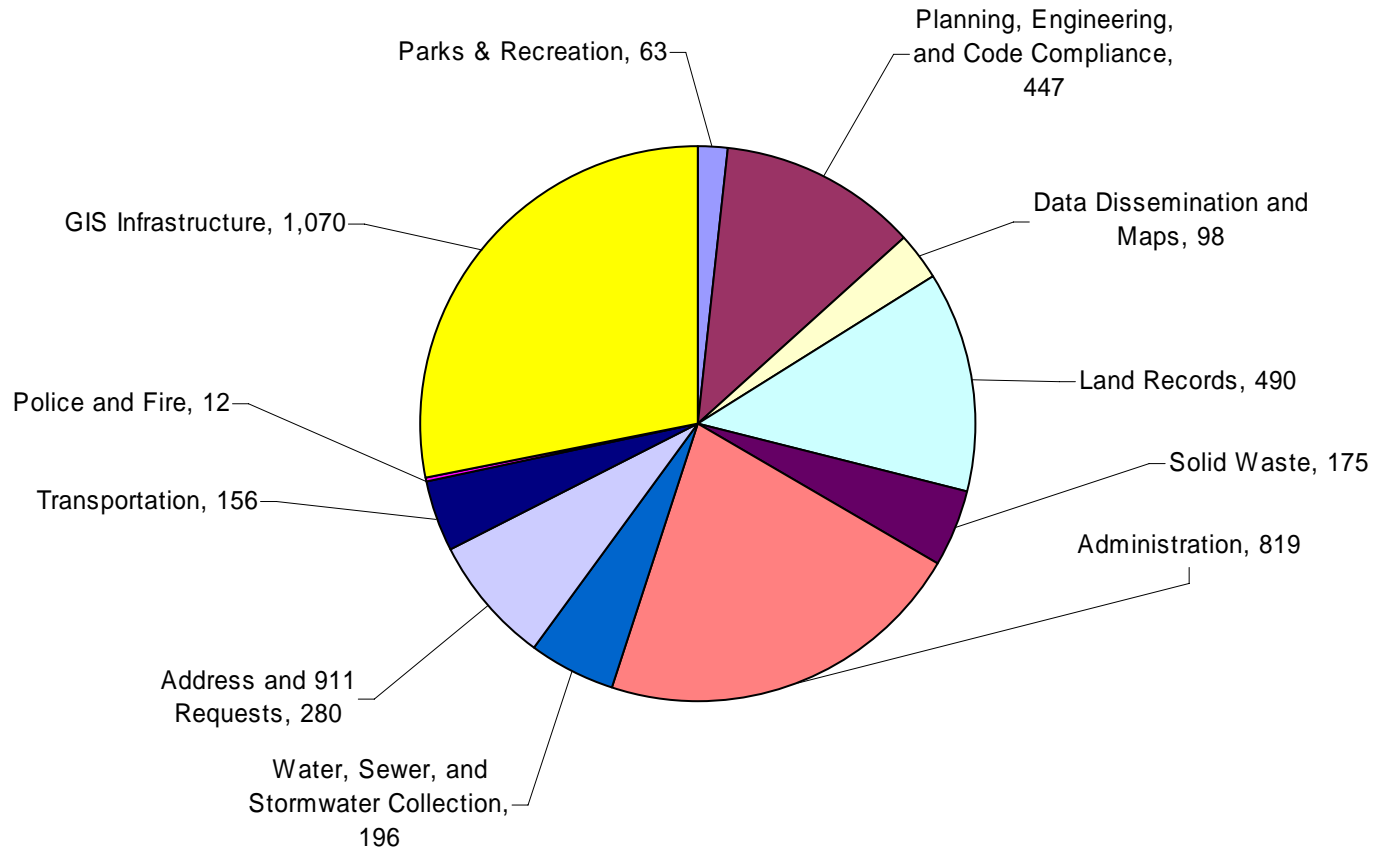
Information Technology Performance Measures	Actual Year-to-Date 2005	Budgeted Year-to-Date 2006	Actual Year-to-Date 2006
Project Requests/Staff Hours - Minicomputer	261 / 1,619	275 / 1,750	314 / 1,790
Project Requests/Staff Hours - PC Support	577 / 1,407	600 / 1,450	511 / 1,541
Project Requests/Staff Hours - Network	310 / 1,418	350 / 1,750	441 / 2,406
GIS Requests/Staff Hours - GIS	NA / 4,389	225 / 5,000	198 / 5,883
Training Sessions/Staff Hours	37 / 128	20 / 88	25 / 70
Routine Systems Support Hours	1,748	1,550	1,363

IT Help Desk Requests



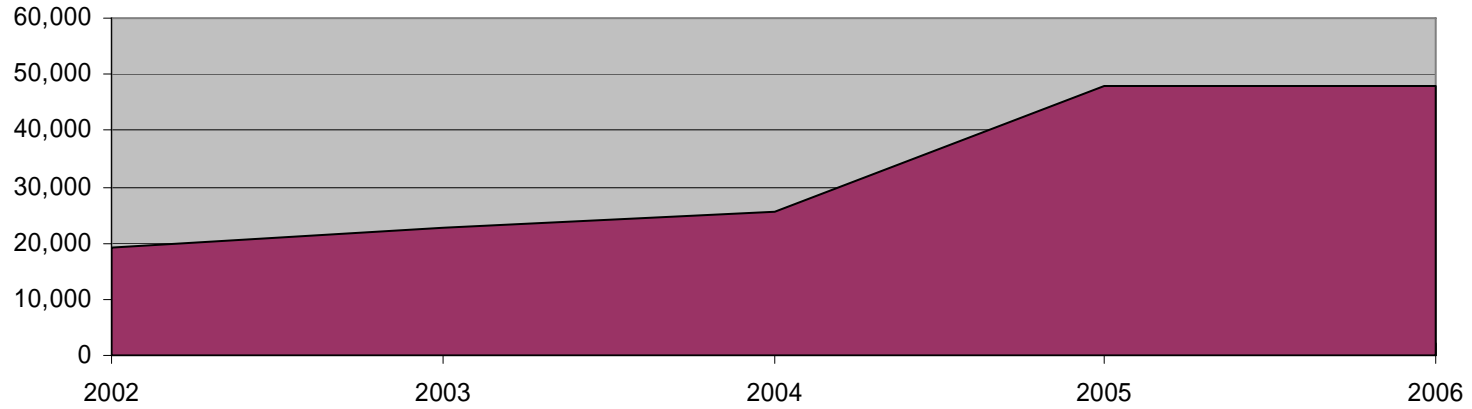
Information Technology Division

GIS Hours by Request Type

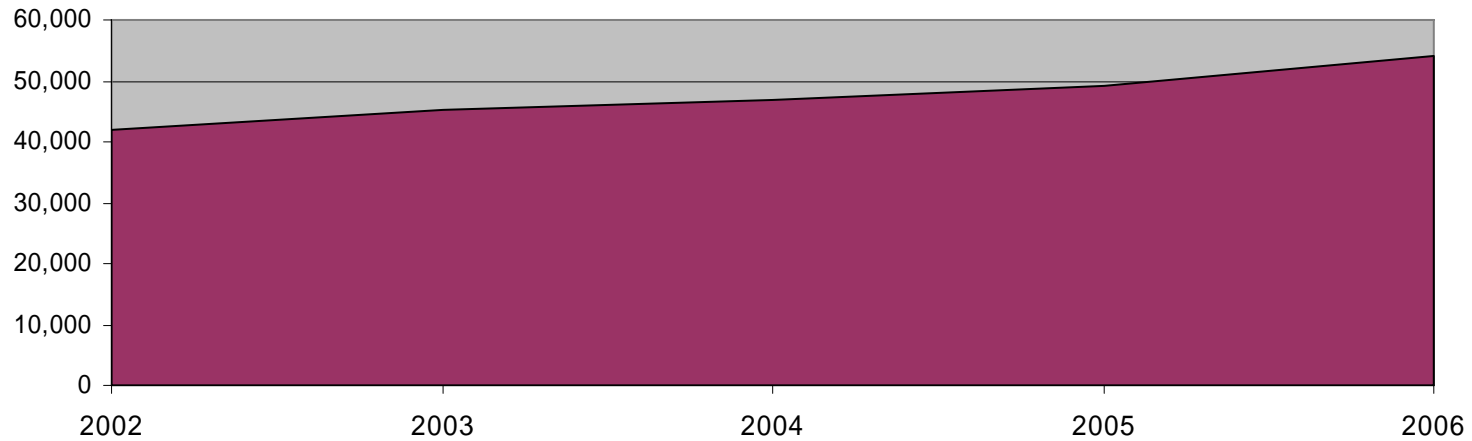


Information Technology Division

Municipal Management System (Hansen) Assets Maintained



Addresses Maintained

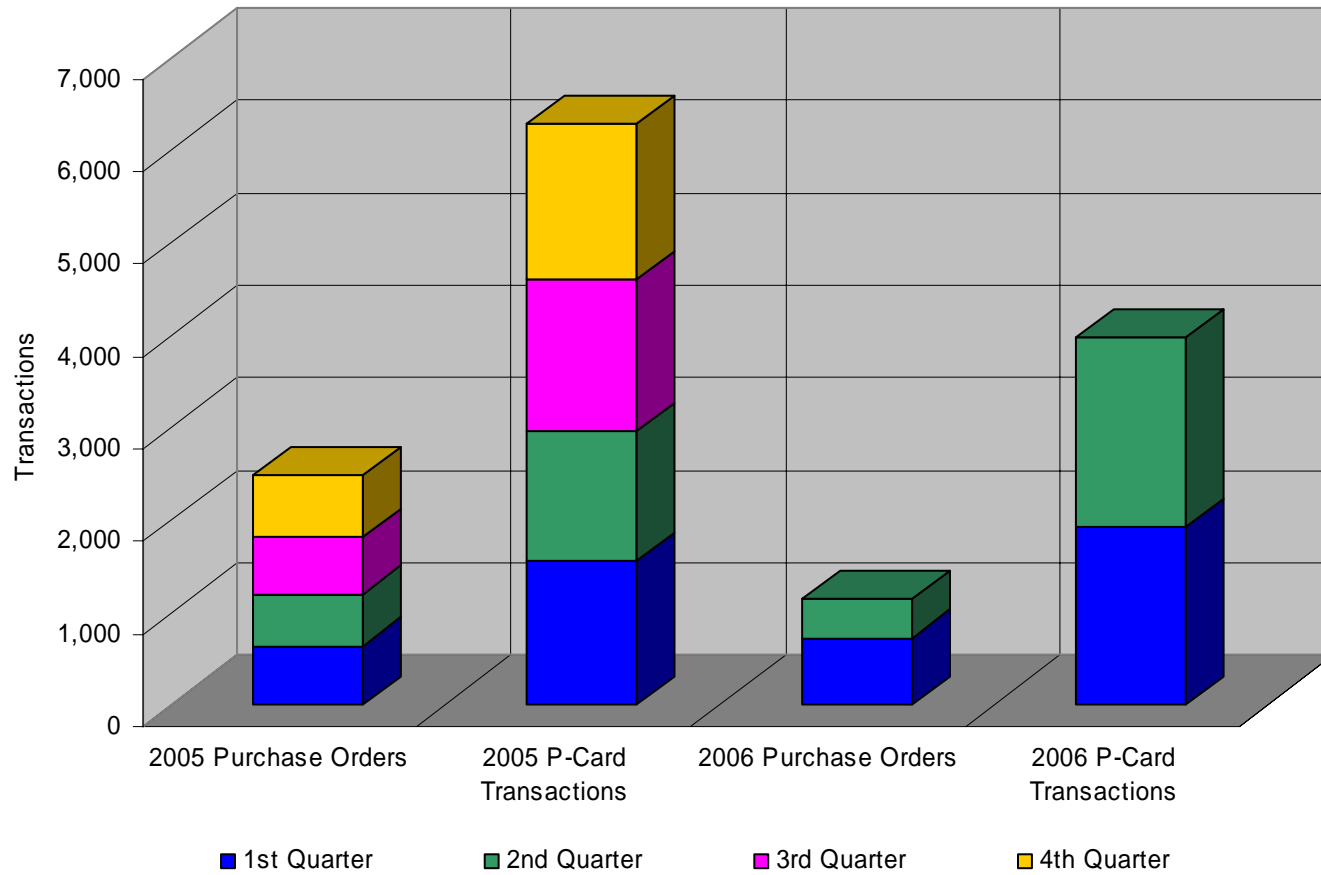


Purchasing Division

Purchasing Performance Measures	Actual Year-to-Date 2005	Budgeted Year-to-Date 2006	Actual Year-to-Date 2006
Formal Bids/Requests for Proposals Requested	58	65	74
Purchase Orders Issued	1,229	1,000	1,146
Purchase Orders Issued Amount	\$ 28,006,697	\$ 10,000,000	\$ 35,622,115
Insurance Claims Processed	59	50	50
Value of Assets Insured	\$ 161,569,826	\$ 165,000,000	\$ 167,031,550
Purchasing Card Transactions	2,688	5,000	3,978
Purchasing Card Charges	\$ 652,456	\$ 1,000,000	\$ 830,854
Formal Bids/Requests for Proposals Awarded	63	63	53
Value of Assets Lost to Accidents	\$ 5,067	\$ 5,000	\$ 9,722
Bid Request to Bid Opening - Days	18	20	24
Purchase Request to Purchase Order - Days	3.52	4.00	2.75
Dollar Differential between Average Bid Received and Award	\$ 2,330,002	\$ 1,500,000	\$ 3,434,673
Average Number of Bidders per Bid	2.23	3.00	2.40

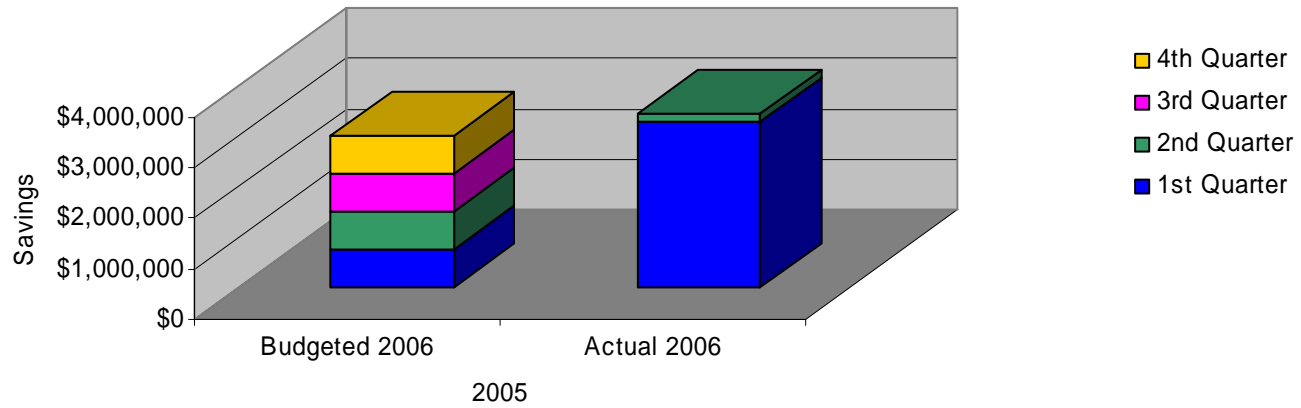
Purchasing Division

Increased Usage of P-Cards

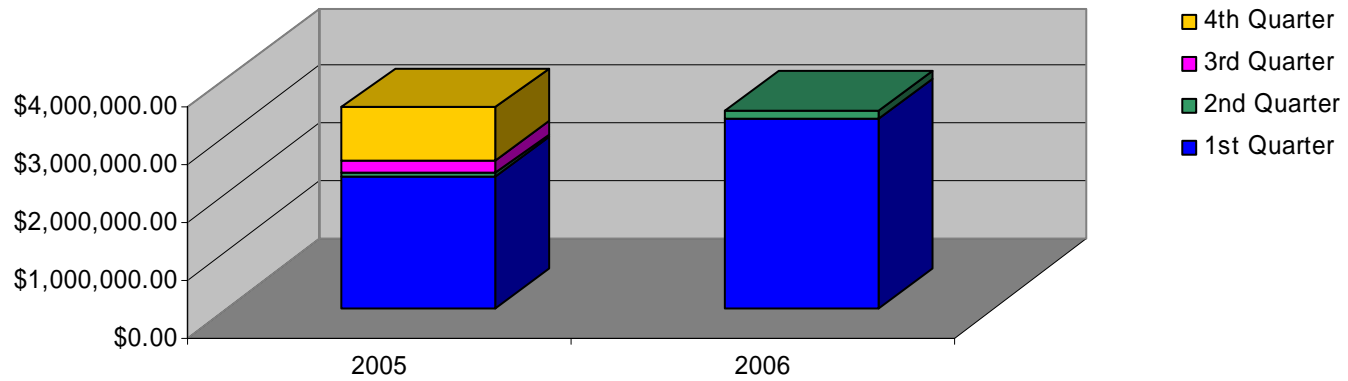


Purchasing Division

Difference Between Low Bid & Average of Other Bids Received



Bid Cost Savings - 2005 vs. 2006



Fire Department

Tony Johnson, Fire Chief

2006 Management Agenda

- 1) Service Improvements 2005-2006
 - a) Fire Station #3, One Year Actions: The architect has been selected for the design of fire station #3 utilizing a portion of the existing facility. The appropriation request will be reviewed by council the first meeting in August. This new station constitutes expanded fire and emergency service for the southeast quadrant of the City.
 - b) Fire Station 5 Relocation: The project of constructing a new fire station at Crossover and Old Wire Roads, which will replace the current facility located at 833 North Crossover Road, has cleared the preliminary steps of Technical Platt Review, Subdivision Committee, and the Planning Commission. The project is on schedule and the groundbreaking will be July 20th. The construction contract was awarded to Bossler Contracting of Siloam Springs.
 - c) Washington County Ambulance Committee: Participated in a county wide effort to study the future of ambulance service in the Northwest Arkansas region. This process remains ongoing with a high probability of resolution around the first of 2007.

Fire Operations

Purchased and placed into service a new skid unit for the brush truck for fighting brush fires.

Promoted two assistant fire chiefs and three battalion chiefs.

Fire Department

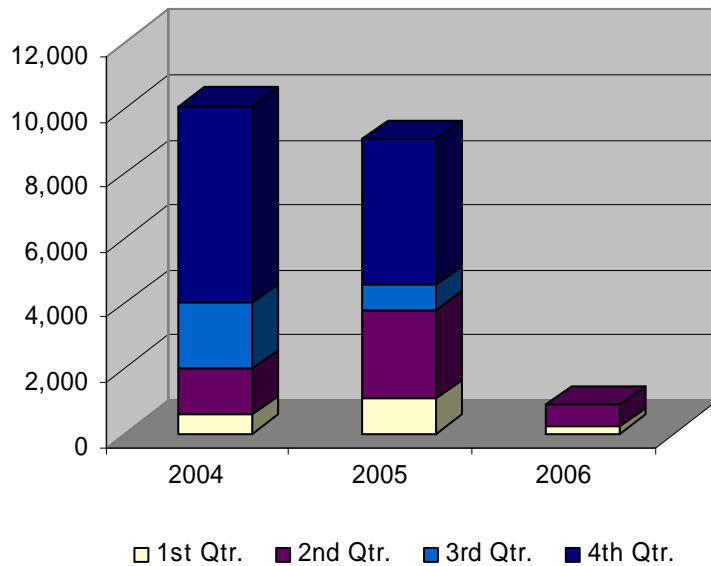
EDUCATIONAL CONTACTS

Year	1st Qtr.	2nd Qtr.	3rd Qtr.	4th Qtr.
2004	563	1,412	2,043	6,040
2005	1,059	2,737	754	4,485
2006	193	692		

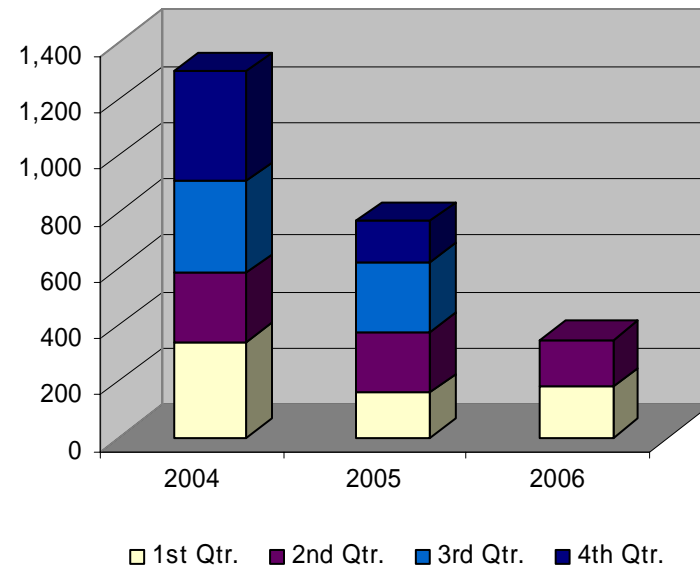
FIRE CODE COMPLIANCE INSPECTIONS

Year	1st Qtr.	2nd Qtr.	3rd Qtr.	4th Qtr.
2004	339	246	323	391
2005	158	218	246	145
2006	178	168		

Educational Contacts



Pre-Fire Inspections



Fire Department

ANNUAL CALLS FOR SERVICE

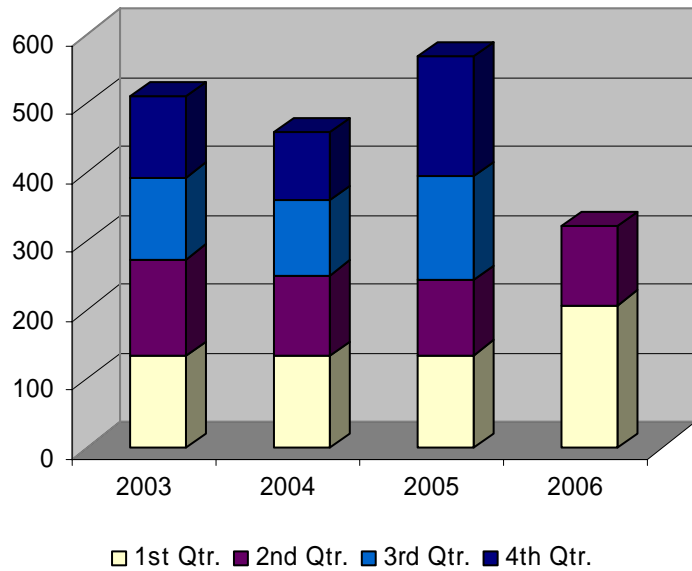
Fire Responses

Year	1st Qtr.	2nd Qtr.	3rd Qtr.	4th Qtr.
2003	133	141	119	116
2004	133	118	108	98
2005	135	109	150	174
2006	207	115		

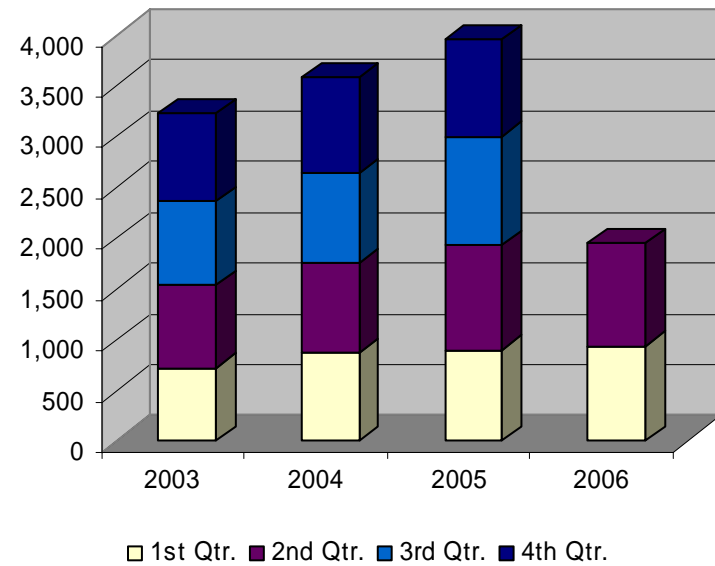
EMS Responses

Year	1st Qtr.	2nd Qtr.	3rd Qtr.	4th Qtr.
2003	725	812	832	864
2004	867	893	878	944
2005	898	1,028	1,079	950
2006	938	1,018		

Fire Responses



EMS Responses



Fire Department

ANNUAL CALLS FOR SERVICE

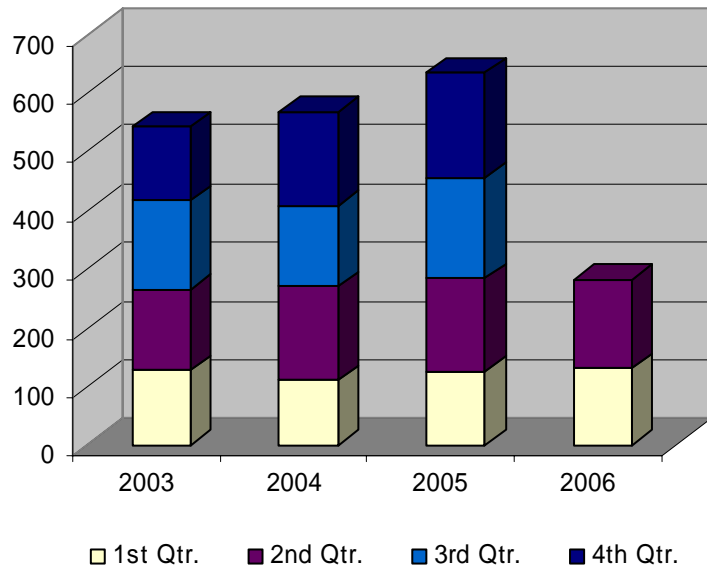
Rescue Responses

Year	1st Qtr.	2nd Qtr.	3rd Qtr.	4th Qtr.
2003	128	136	152	126
2004	111	159	137	161
2005	126	158	171	179
2006	131	151		

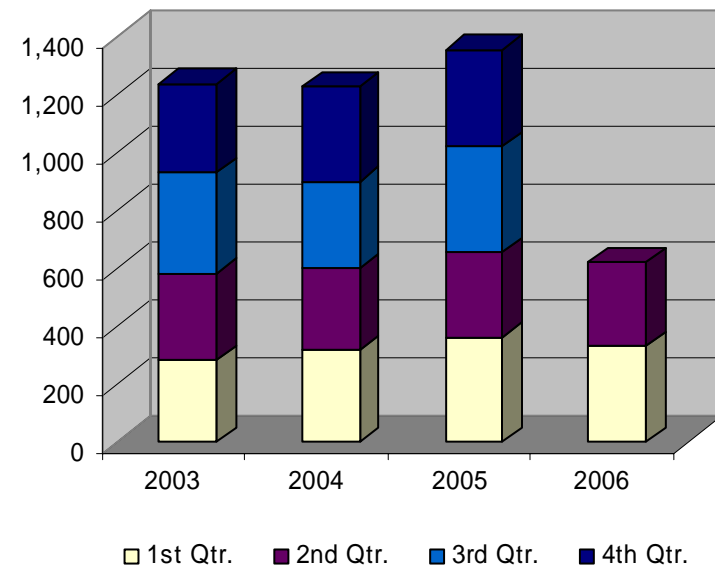
Other Responses

Year	1st Qtr.	2nd Qtr.	3rd Qtr.	4th Qtr.
2003	282	301	348	307
2004	317	282	301	326
2005	362	293	367	333
2006	331	288		

Rescue Responses



Other Responses



Operations Department

Gary Dumas, Director

Management Agenda

- 1) A Beautiful City - Clean and Green
 - a) Funding for Litter Prevention Program including Trash Cans: Coordination between the Police Department and the Community Resources & Code Compliance, the Transportation, and the Solid Waste & Recycling divisions continues. Additionally, the Police Department, working with the County Sheriff, has coordinated a program to secure a set number of work-release inmates for assistance in litter pick-up.
- 2) Improved Mobility and Street Quality
 - a) Traffic Calming for Neighborhoods - Priority and Funding: Staff has installed several speed tables this quarter and is continuing to work with neighborhood groups to test the need for additional speed tables.
 - b) Huntsville Road/Fifteenth Street/Happy Hollow Road - Project Direction, Funding: The Huntsville Road/Fifteenth Street/Happy Hollow Road Improvements are underway.
 - c) Street Bond Program: Street Bond Program Phase 1 is scheduled for voter approval in September.
- 3) Service Improvements
 - a) Wastewater System Improvement Project: A Bond Election is scheduled for voter approval in September to fund inflationary increases in the WSIP.

Parking Enforcement & Telecommunications

New parking structure in the Dickson Street area and pay parking discussions – Discussions are continuing regarding the addition of structured parking in the Dickson Street area.

Human Resources

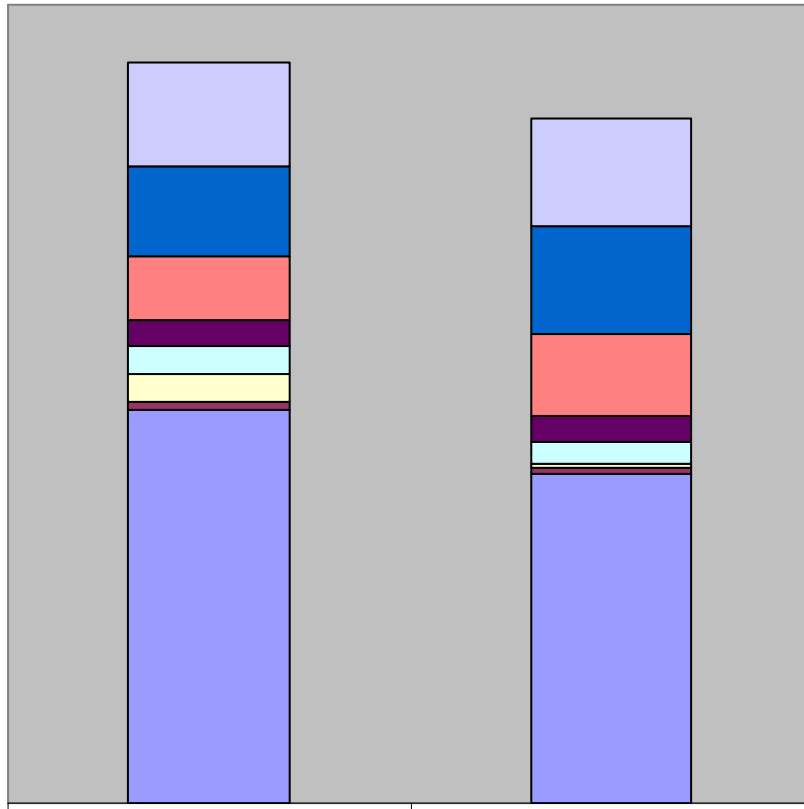
Council Compensation Study Committee – The Committee is continuing its work in developing a compensation philosophy and plan for City employees.

Building Safety Division

Building Permits Issued

2005

2006

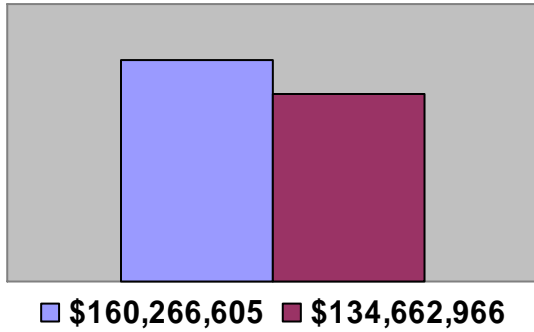


- Residential Additions/Alterations
- Misc. Buildings
- Commercial Additions/Alterations
- New Commercial
- New Apartments
- New Two-Family
- New Single-Family Attached
- New Single-Family Detached

Building Safety Division

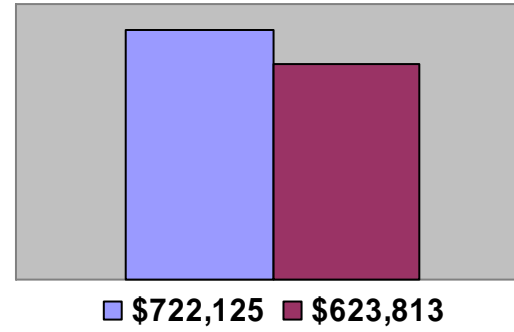
Building Valuations

2005 2006



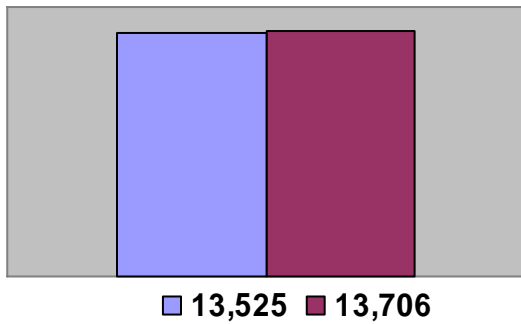
Fees Collected

2005 2006



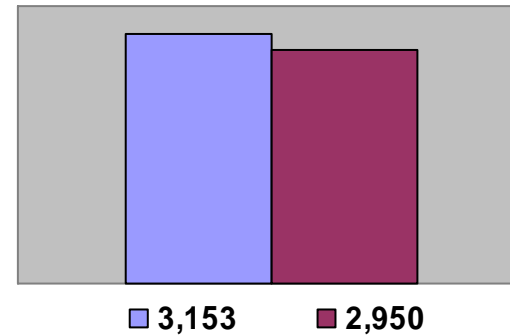
Inspections Performed

2005 2006



Total Permits Issued

2005 2006

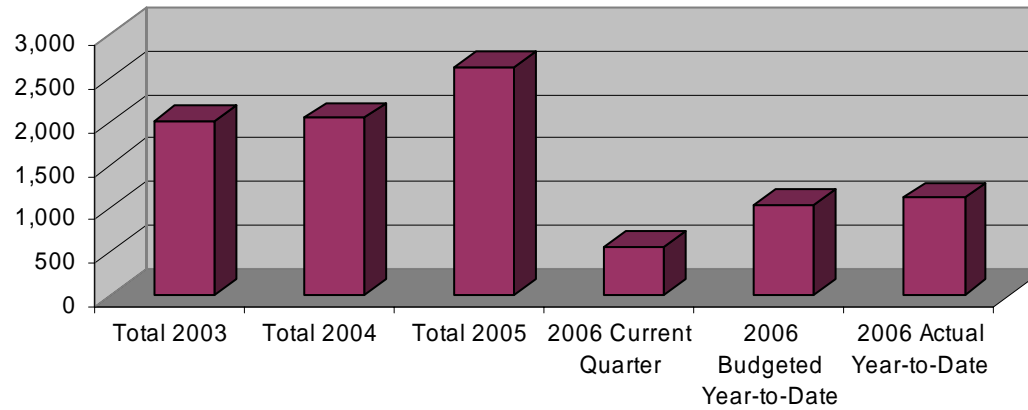


Building Services Division

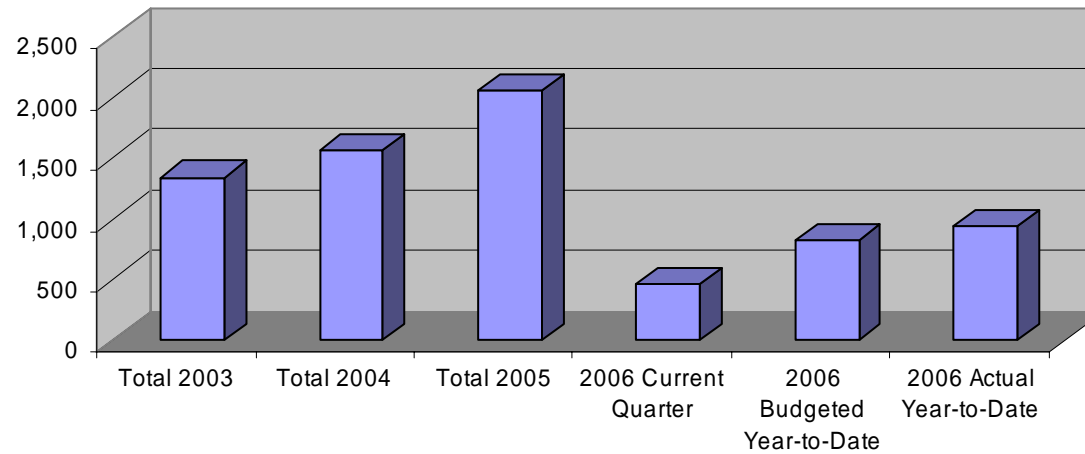
Building Services Performance Measures	Actual Year-to-Date 2005	Budgeted Year-to-Date 2006	Actual Year-to-Date 2006
City-Owned Buildings	60	62	62
Renovations > or = \$2,000	13	8	5
Asbestos Inspections	2	2	2
Service Requests - Total	1,339	1,153	1,121
Contracts Managed	16	16	12
Preventive Maintenance Inspections	7	8	8
City Buildings Maintained	26	27	28
Service Requests - General Maintenance	1,110	825	936
Service Requests - HVAC	175	188	87
Service Requests - Plumbing/Electrical	127	35	78
City Buildings Maintained - Janitorial	12	15	16
Square Footage Maintained - Janitorial	101,476	129,794	129,794
Restrooms Maintained	42	47	47
Strip/Seal/Wax Floors	4	4	8
Janitorial Cost per Square Foot	\$ 1.93	\$ 1.56	\$ 1.66
Complaints on Janitorial Service	2	2	1

Building Services Division

Total Service Requests

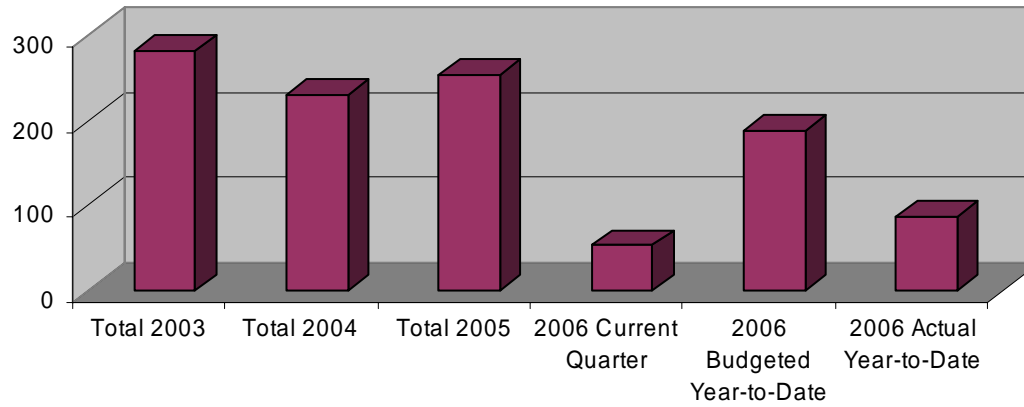


General Maintenance Service Requests

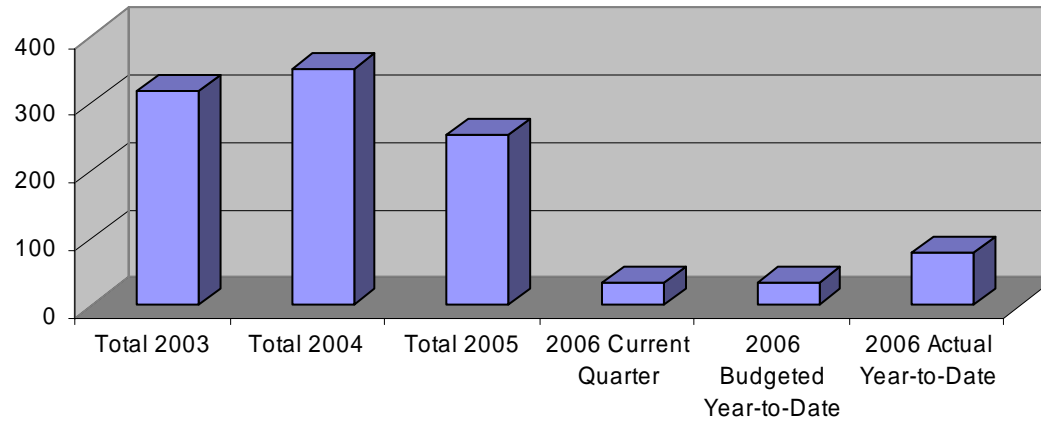


Building Services Division

HVAC Service Requests



Plumbing and Electric Service Requests



Community Resources & Code Compliance Division

**Community Development Block Grant Funding
2006 Grant Amount \$653,244**

Public Facilities	\$202,898
--------------------------	------------------

Public Housing Authority	\$26,300
Public Housing Authority	\$76,598
Seven Hills Center	\$100,000

Public Services	\$80,000
------------------------	-----------------

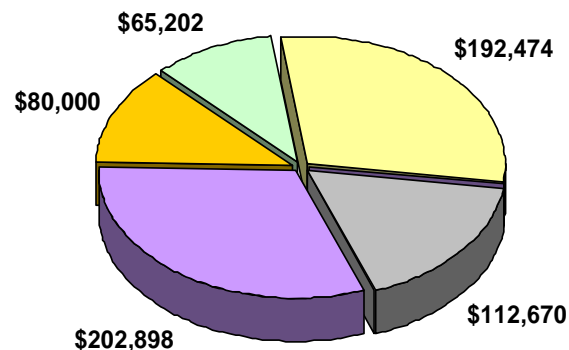
Youth Can	\$19,603
Transportation Program	\$10,000
NWA Comm. College	\$33,025
Boys and Girls Club	\$17,372

Redevelopment Program	\$65,202
------------------------------	-----------------

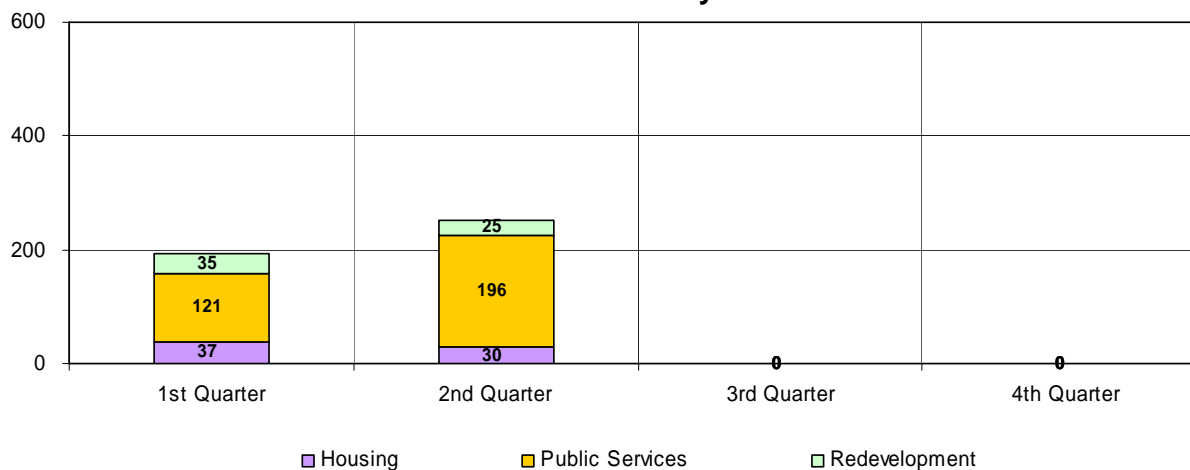
Code Compliance	\$39,524
Land Acquisition	\$25,678

Housing Program	\$192,474
------------------------	------------------

Administration	\$112,670
-----------------------	------------------

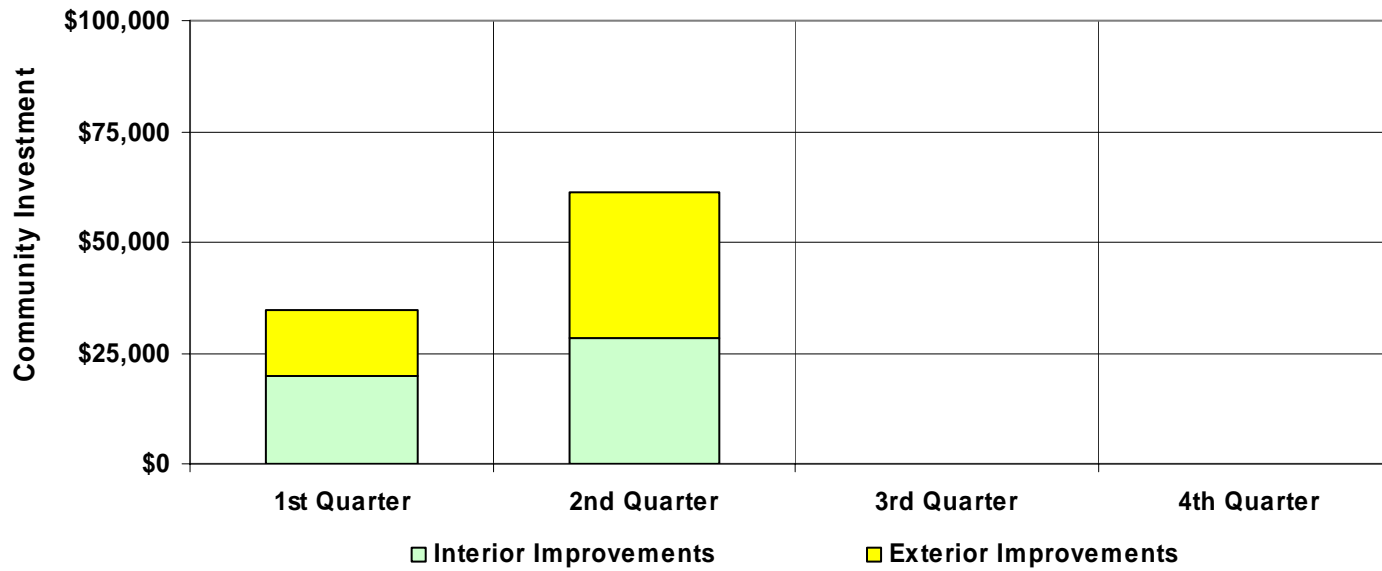


Residents Served by Quarter



Community Resources & Code Compliance Division

Reduction of Substandard Housing



Emergency Projects Completed

	QTR 1	QTR 2	QTR 3	QTR 4	Total
Wheelchair Ramp:	0	0	0	0	0
Roof:	1	2	0	0	3
HVAC:	0	1	0	0	1
Plumbing:	6	3	0	0	9
Electrical:	3	3	0	0	6
Total Projects:	10	9	0	0	19

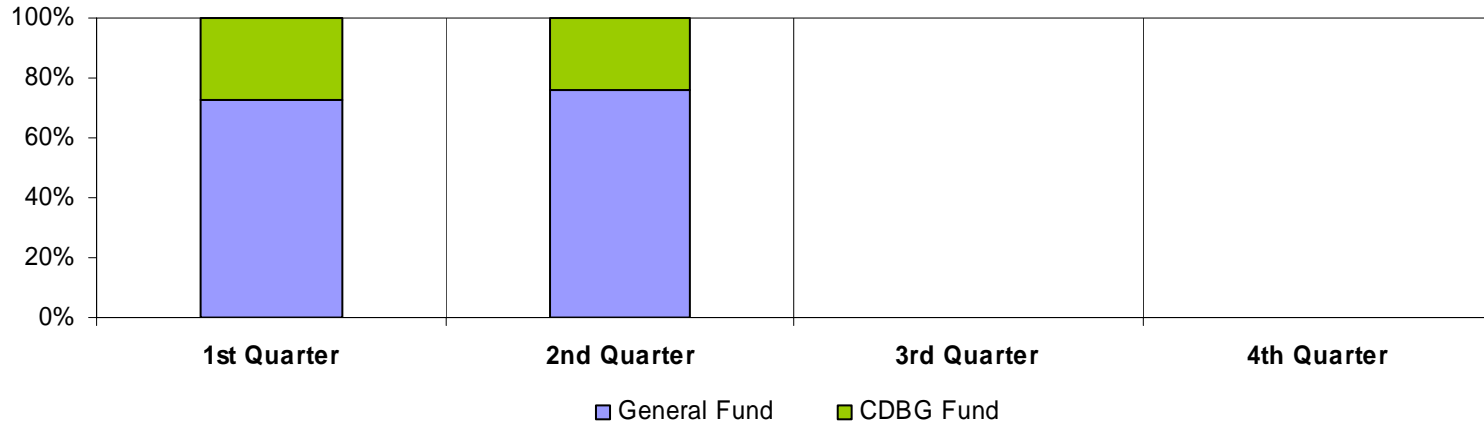
Community Resources & Code Compliance Division

2006 Code Compliance Service Request Investigations

	QTR 1	% of	QTR 2	% of	QTR 3	% of	QTR 4	% of	Total
Unsightly or Unsanitary Conditions	329	35.3%	603	64.7%	0	0.0%	0	0.0%	932
Improper Storage of Vehicles	109	60.9%	70	39.1%	0	0.0%	0	0.0%	179
Unsafe/Unsecured Buildings	21	31.8%	45	68.2%	0	0.0%	0	0.0%	66
Zoning Issues	24	41.4%	34	58.6%	0	0.0%	0	0.0%	58
Sign and Banner Issues	269	37.7%	444	62.3%	0	0.0%	0	0.0%	713
Engineering Issues	9	100.0%	0	0.0%	0	0.0%	0	0.0%	9
Miscellaneous Inspections	85	73.9%	30	26.1%	0	0.0%	0	0.0%	115
Quarterly Totals	846	40.8%	1,226	59.2%	0	0.0%	0	0.0%	

Total Service Requests 2,072

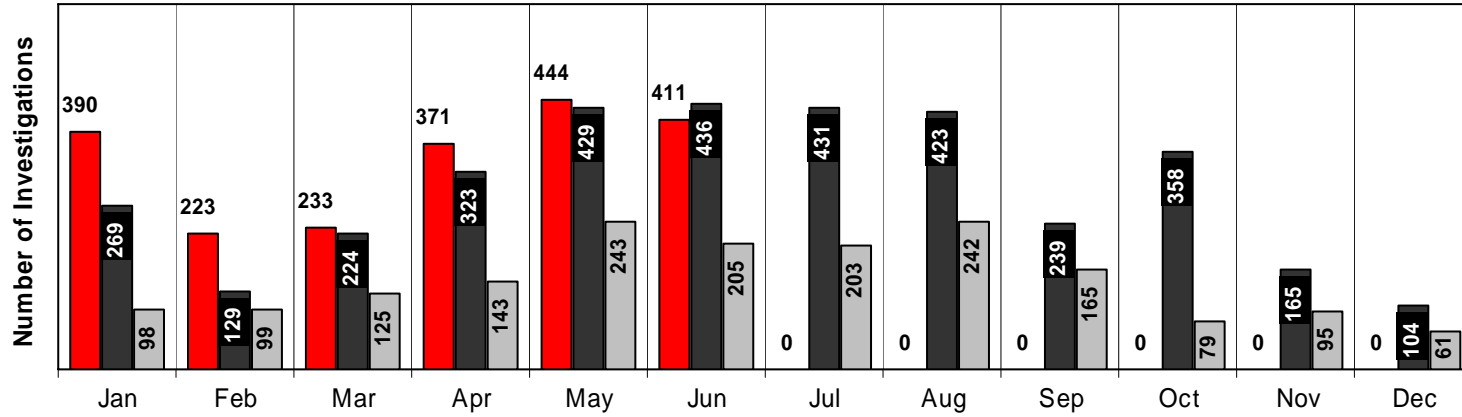
Program Funding Sources by Quarter



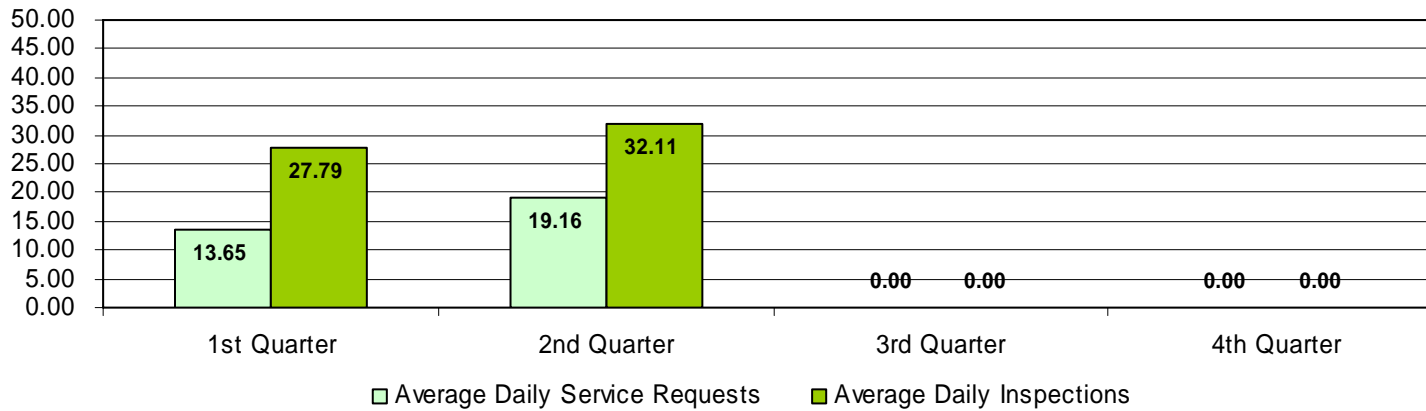
Community Resources & Code Compliance Division

Code Compliance Monthly Investigation Performance

2006 / 2005 / 2004



Quarterly Code Compliance Daily Workload

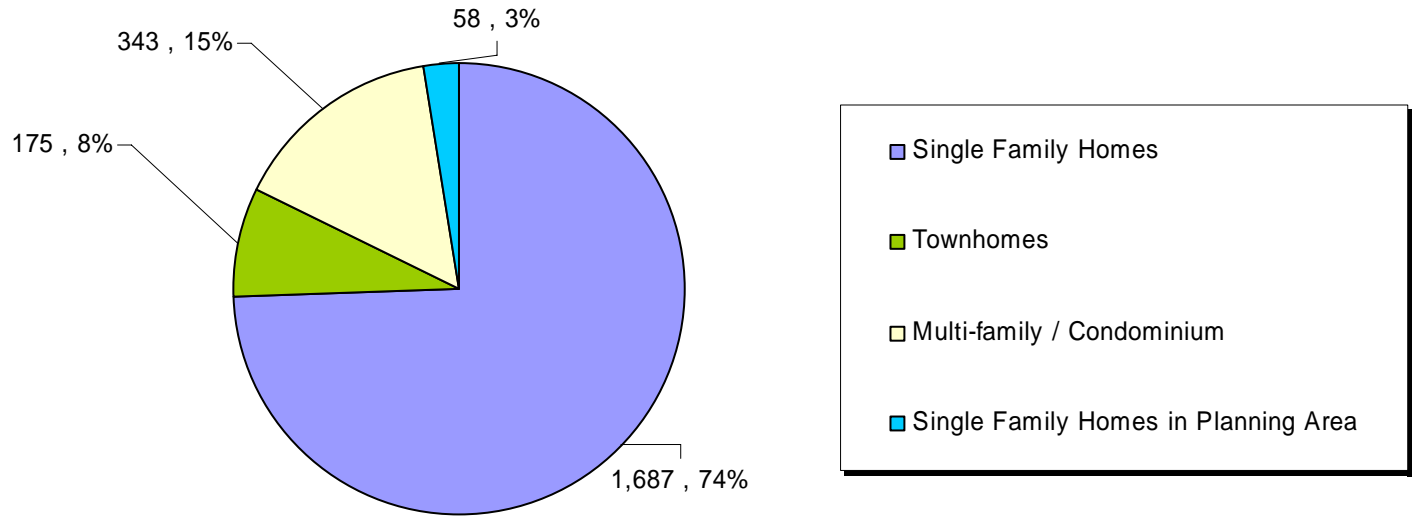


Current Planning Division

	QTR 1	% of	QTR 2	% of	QTR 3	% of	QTR 4	% of	Total
Single Family Homes	657	38.9%	1,030	61.1%	0	0.0%	0	0.0%	1,687
Townhomes	0	--	175	100.0%	0	0.0%	0	0.0%	175
Multi-family/Condominium	299	87.2%	44	12.8%	0	0.0%	0	0.0%	343
Single Family Homes in Planning Area	24	41.4%	34	58.6%	0	0.0%	0	0.0%	58
Quarterly Totals	980	43.3%	1,283	56.7%	0	0.0%	0	0.0%	

Total Dwelling Units 2,263

Estimated Dwelling Units Approved by the Planning Commission


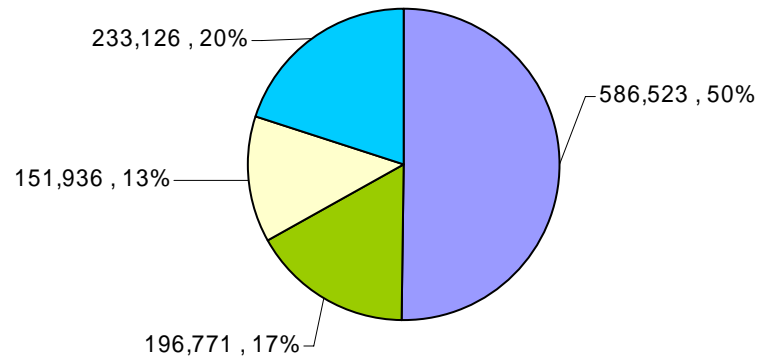


Current Planning Division

	QTR 1	% of	QTR 2	% of	QTR 3	% of	QTR 4	% of	Total
Commercial	436,218	74.4%	150,305	25.6%	0	0.0%	0	0.0%	586,523
Office	57,443	29.2%	139,328	70.8%	0	0.0%	0	0.0%	196,771
Industrial	48,936	32.2%	103,000	67.8%	0	0.0%	0	0.0%	151,936
Institutional	96,168	41.3%	136,958	58.7%	0	0.0%	0	0.0%	233,126
Quarterly Totals	638,765	54.7%	529,591	45.3%	0	0.0%	0	0.0%	

Total Square Footage 1,168,356

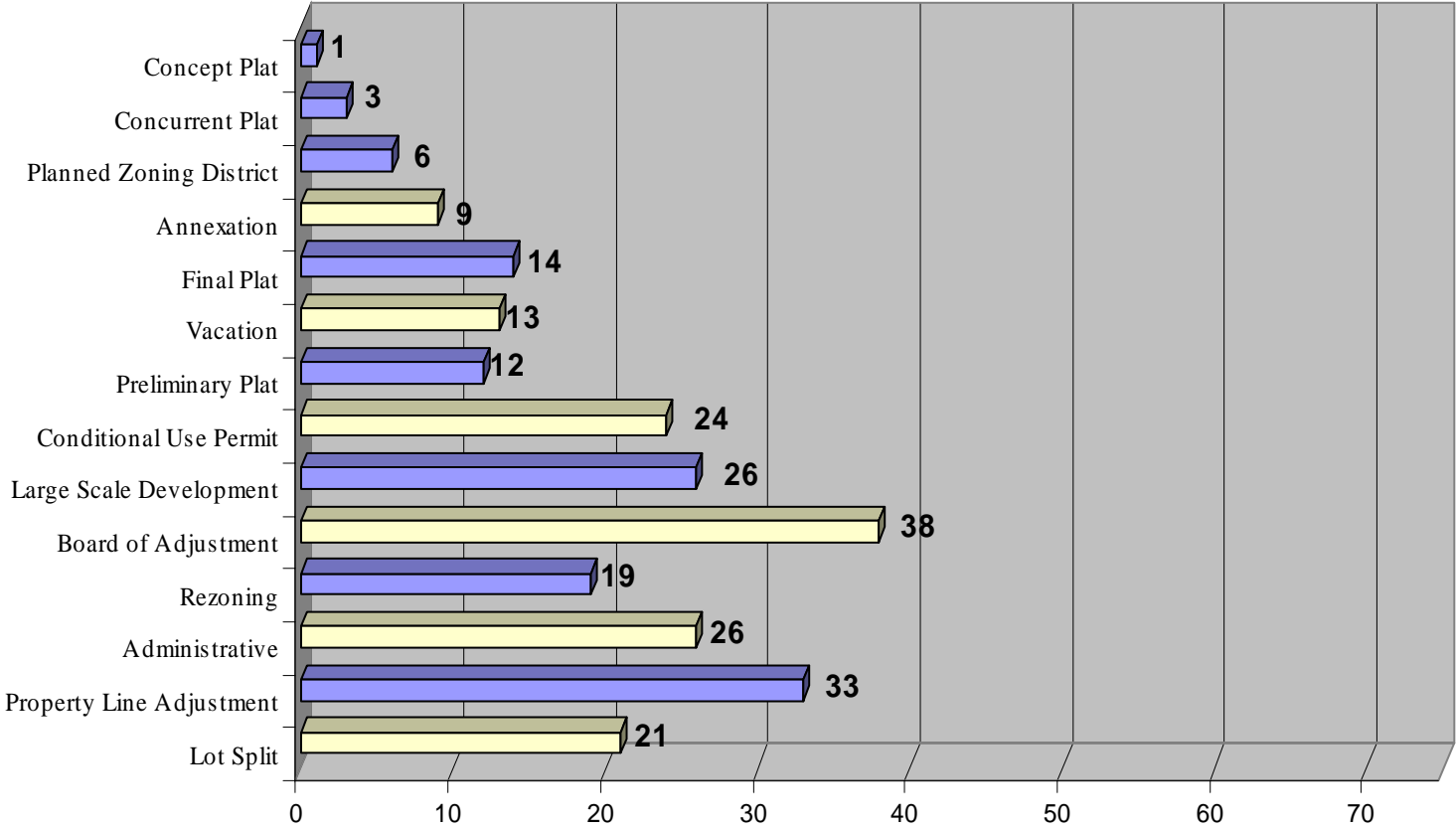
Non-Residential Square Footage Approved by the Planning Commission



*The numbers herein do not represent actual building permits issued or construction permits granted.

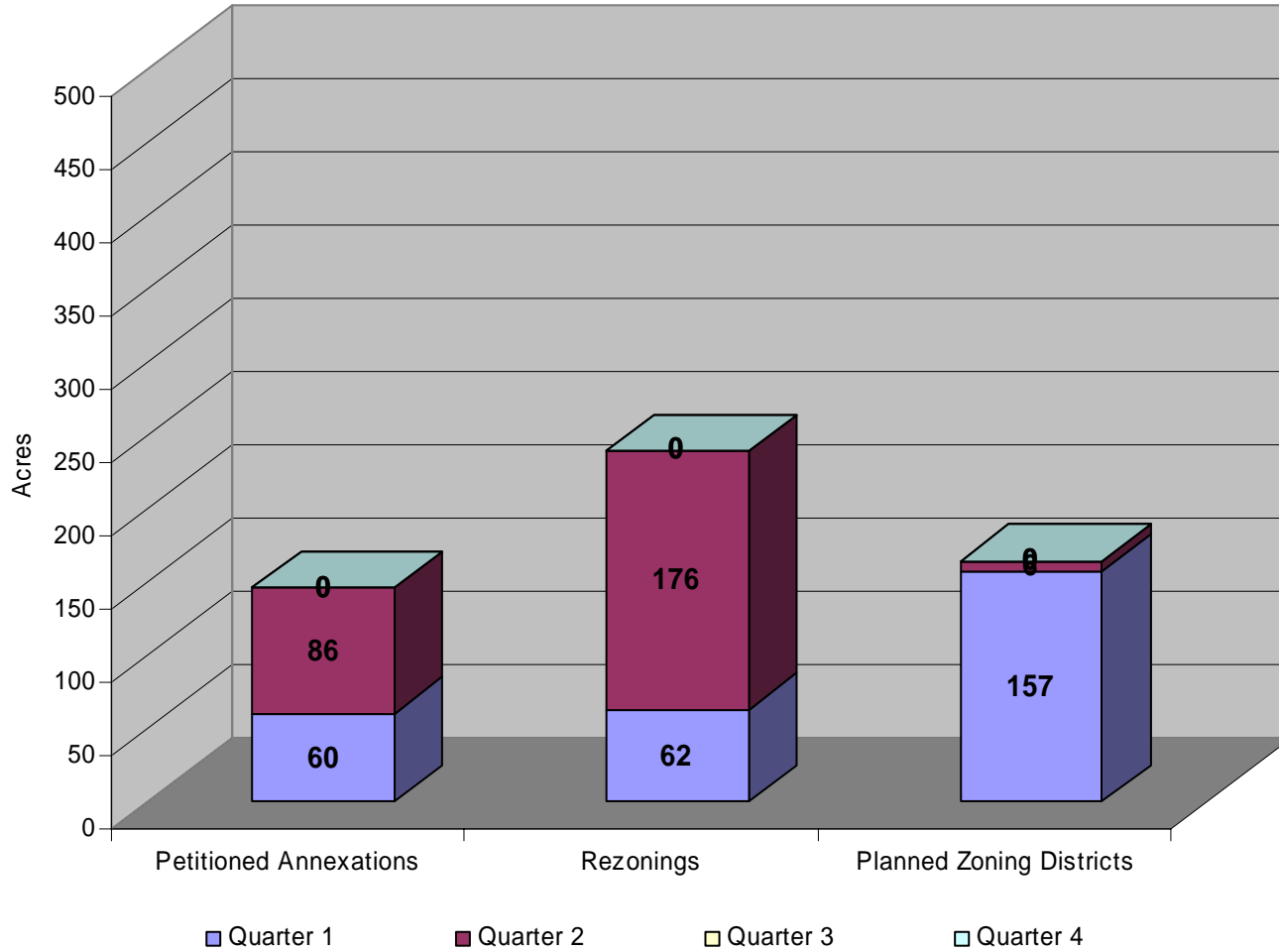
Current Planning Division

Planning Division Submittals



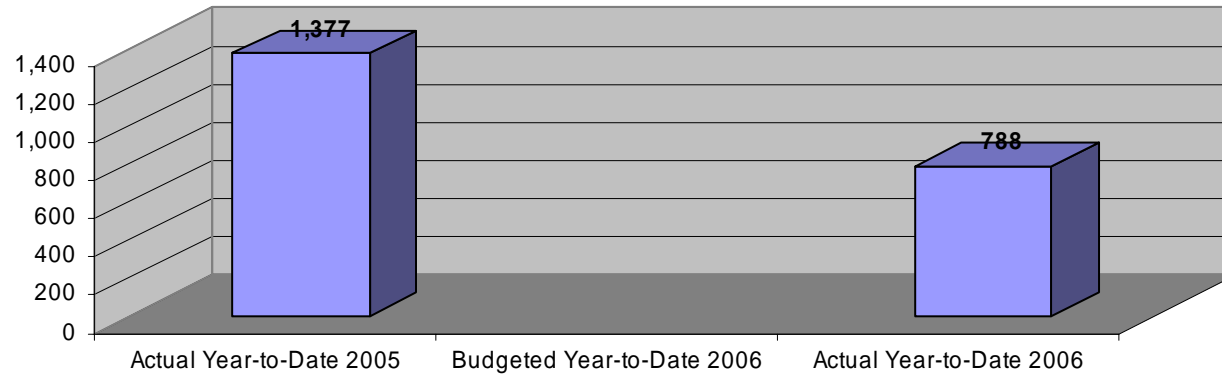
Current Planning Division

Estimated Annexation, Rezoning and Planned Development District Acres Forwarded by the Planning Commission

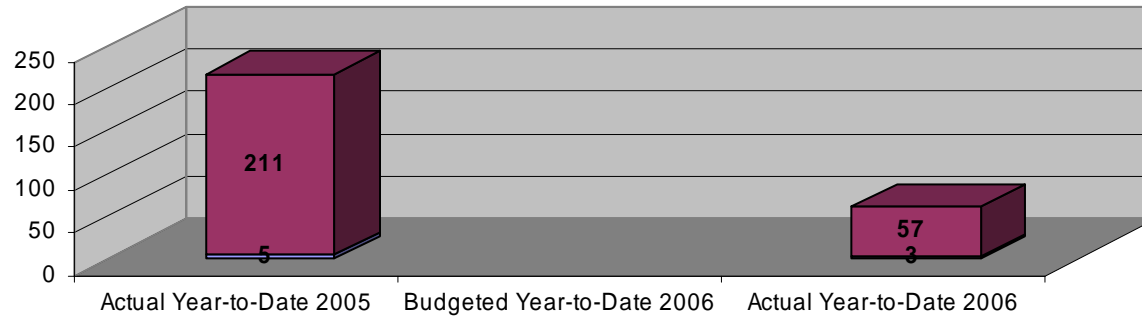


Engineering Division

Sidewalk Inspections



Public Land/Easement Acquistitions

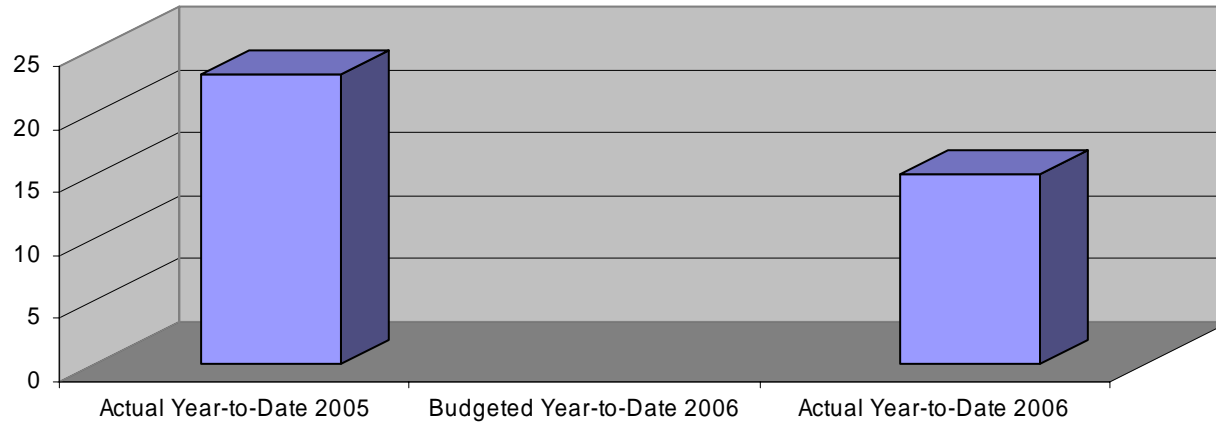


■ Acquisition/Disposal of Property

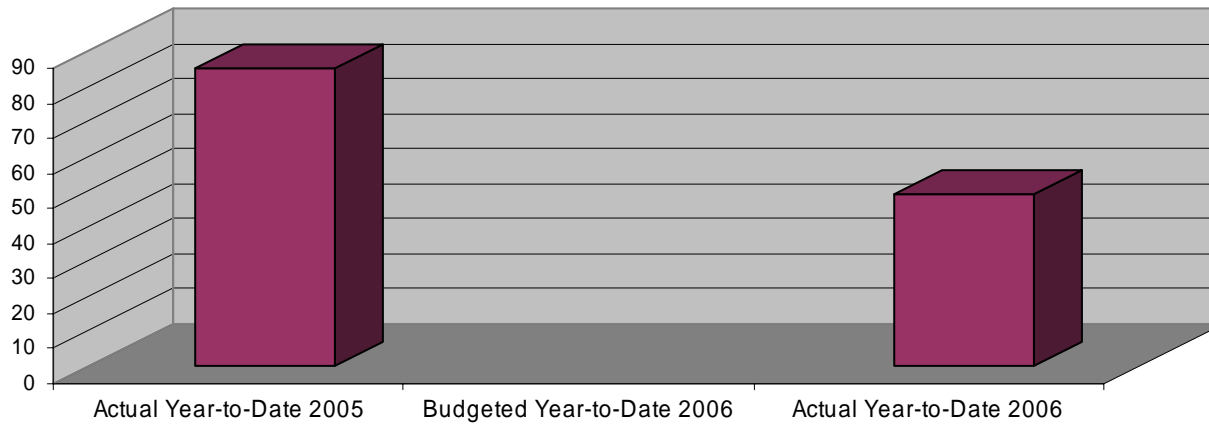
■ Acquisition of Easements/ROW

Engineering Division

Floodplain Development Permits Issued

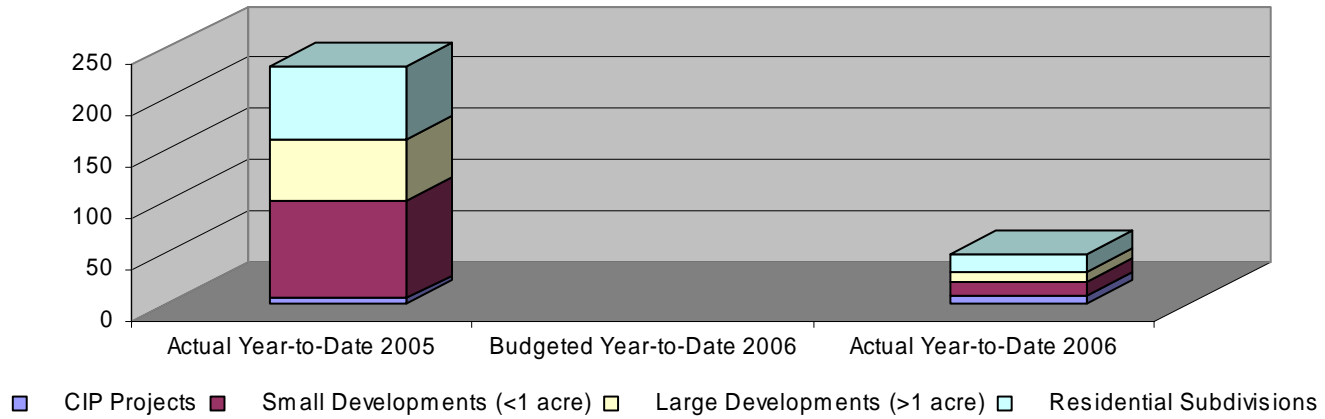


Grading Permits Issued

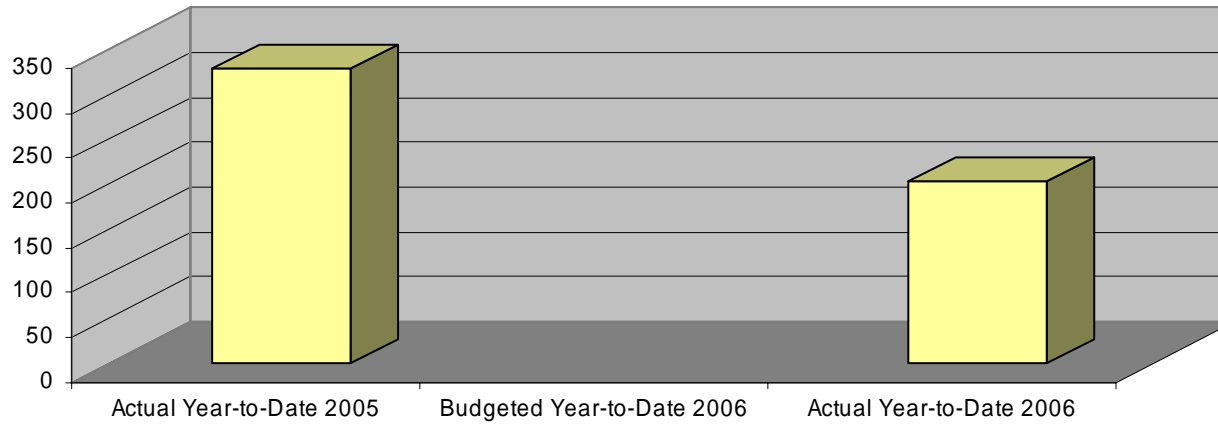


Engineering Division

Public Works Inspections

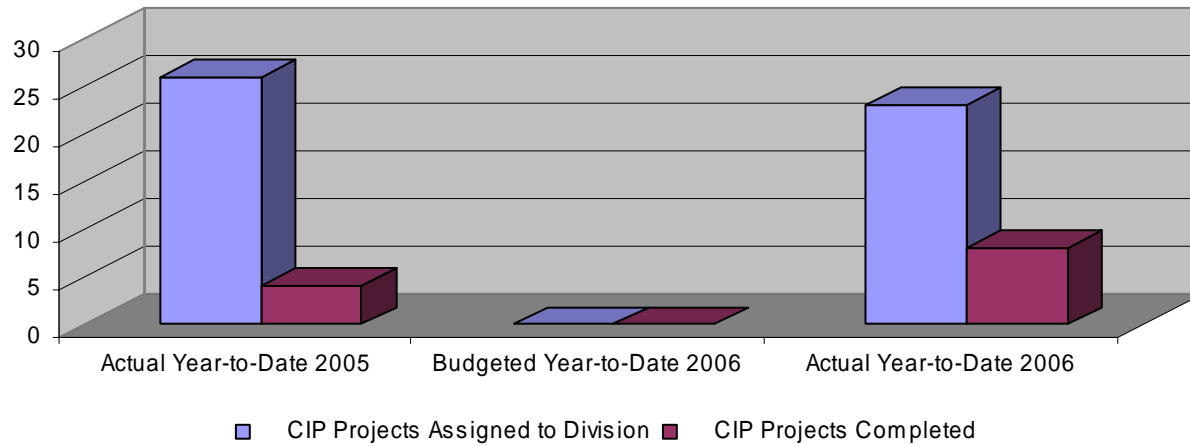


Construction Plans Reviewed

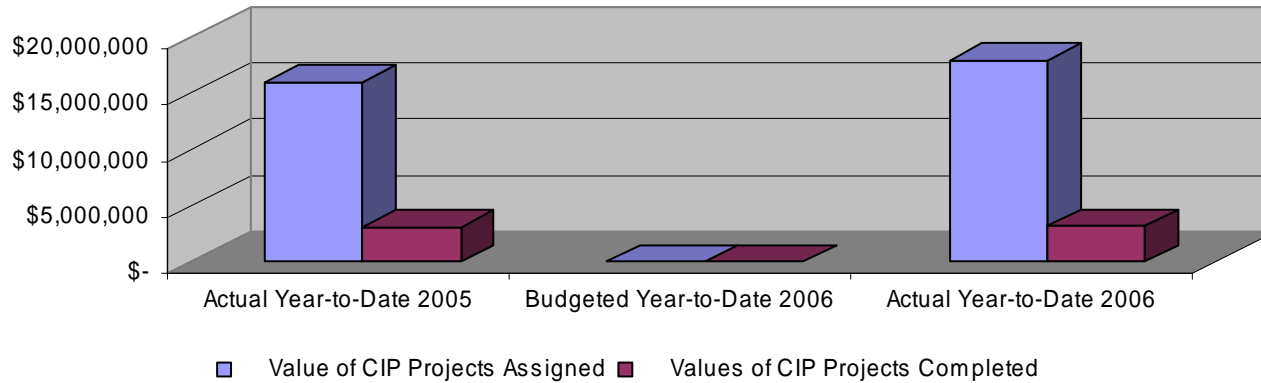


Engineering Division

Comparison of CIP Projects Assigned to Projects Completed

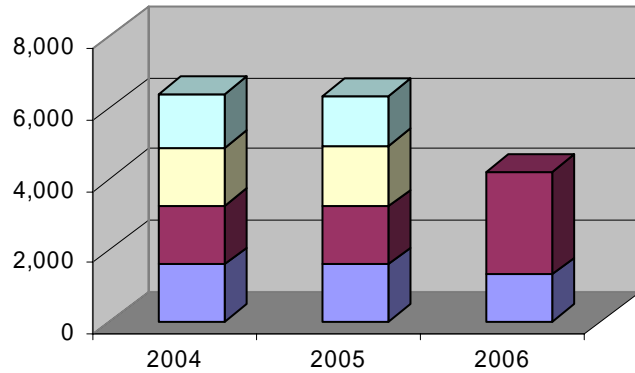


Comparison of Value of CIP Projects Assigned to Projects Completed



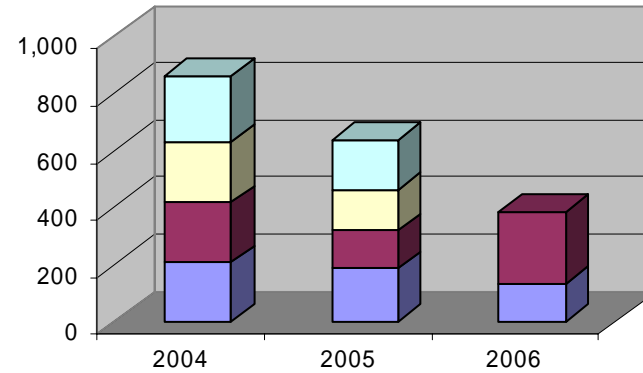
Fleet Operations Division

Number of Repair Requests



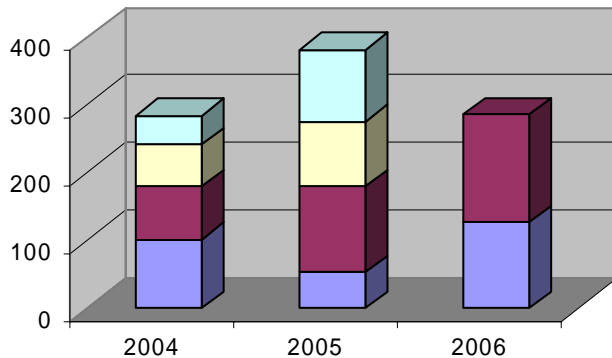
■ 1st Quarter ■ 2nd Quarter ■ 3rd Quarter ■ 4th Quarter

PM Generated Repairs



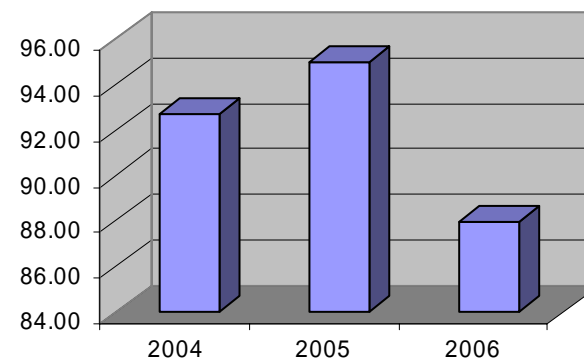
■ 1st Quarter ■ 2nd Quarter ■ 3rd Quarter ■ 4th Quarter

Number of Road Failures



■ 1st Quarter ■ 2nd Quarter ■ 3rd Quarter ■ 4th Quarter

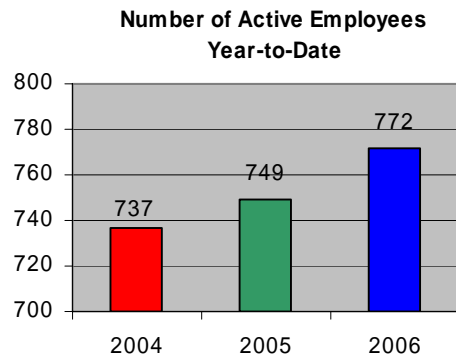
% of Hours Worked Charged to Vehicles



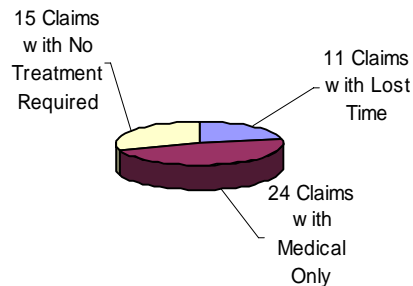
Year-to-Date Average

Human Resources Division

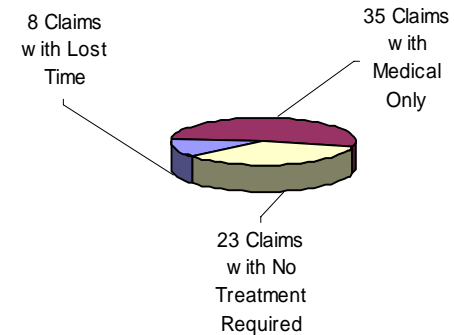
Human Resources Performance Measures	Actual Year-to-Date 2005	Budgeted Year-to-Date 2006	Actual Year-to-Date 2006
New Hires	129	125	125
Employees Newly Eligible for 401 & 457 Plans	34	40	49
Insurance Products Offered	10	10	11
Civil Service Applications Processed	129	120	107
Supervisory, Safety & Educational Training Opportunities	5	3	0
Workers' Comp Incidents/Injuries Receiving Medical Treatment	54	55	35
% of Voluntary Turnover	9.0	9.0	9.8
% of Eligible Employees Participating in 401 & 457 Plans	84	85	88
% of Insurance Billings Paid within 30 Days	100	100	97
Civil Service Applicants Certified for Hire	33	35	40
% of Employees Rating Training as Meeting Their Needs	86	85	N/A
% of Workers' Comp Incidents/Injuries that are Medical Only	81	85	88



Types of Workers' Compensation Claims Year-to-Date for 2006



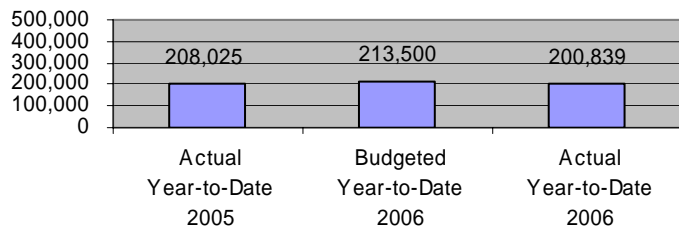
Types of Workers' Compensation Claims Year-to-Date 2005



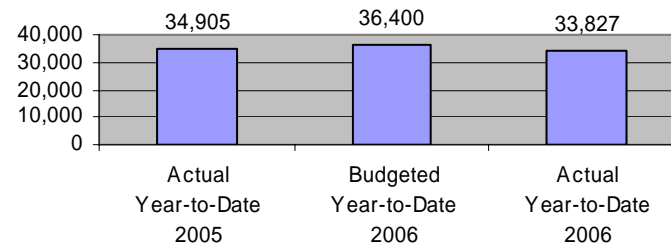
Meter Operations Division

Meter Operations Performance Measures	Actual Year-to-Date 2005	Budgeted Year-to-Date 2006	Actual Year-to-Date 2006
Meters Read	208,025	213,500	200,839
Meters in System	34,905	36,400	33,827
Service Orders Requested	16,392	15,500	16,365
Delinquent Accounts/Shut Offs	3,293	3,550	3,571
Delinquent Accounts/Reconnects	2,667	2,850	2,853
% of Meters Re-Read	6.30	6.70	6.55
% of Meters Changed Out	1.05	4.00	1.35
% of Delinquent Accounts Shut Off	22.68	23.50	19.16
Meters Tested	1,237	1,900	322
Meters Repaired	669	1,500	36
Water Accounts Surveyed/Backflow Devices Recorded	370 / 234	300 / 176	404 / 266
Backflow Devices Tested	5.00	40.00	0.00
% of Meters Tested	3.54	5.00	1.90
% of Meter Repaired	1.92	4.00	0.21
% of Water Accounts Notified to Install Required Backflow Devices	24.25	25.00	33.00

Meters Read

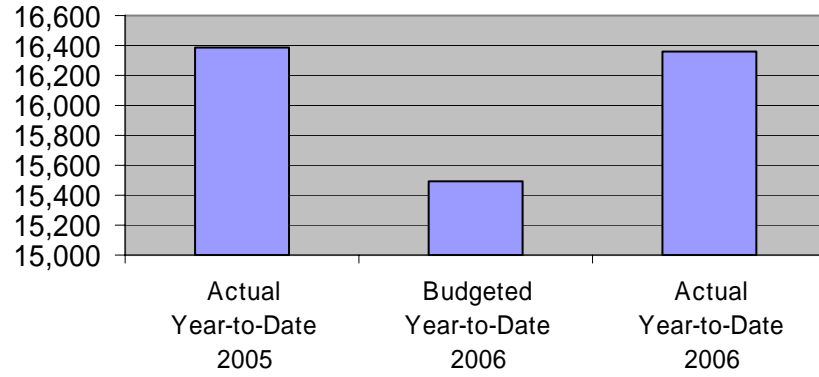


Meters in System

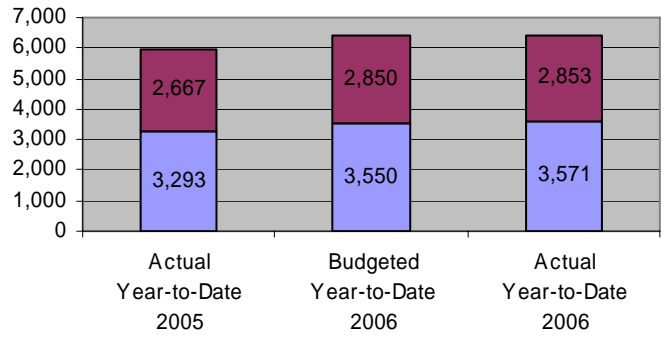


Meter Operations Division

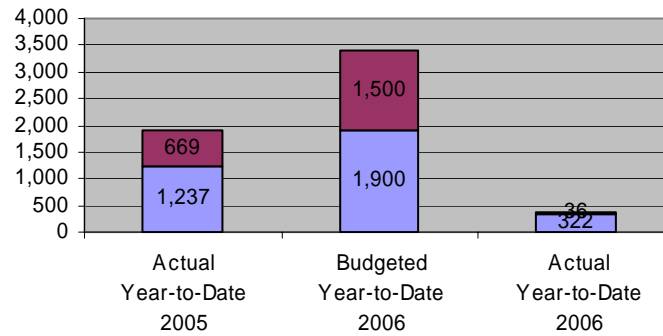
Service Orders Requested



Delinquent Accounts



Meters Tested and Repaired

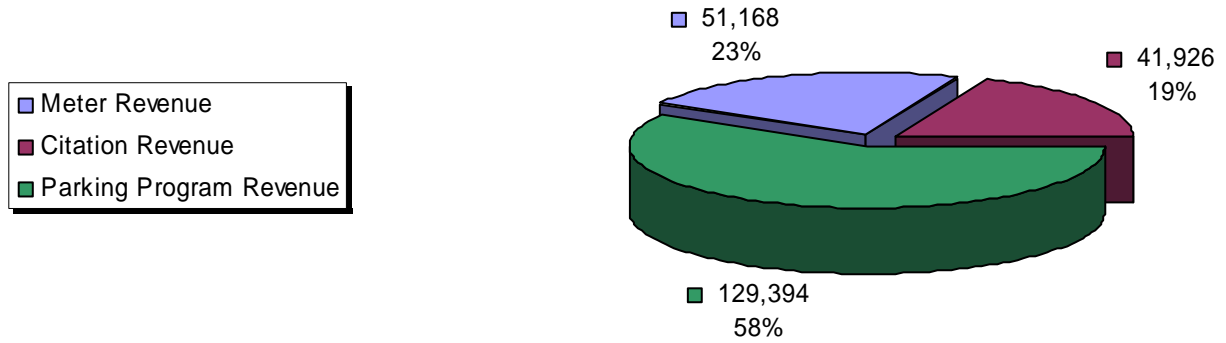


■ Delinquent Accounts/Shut Offs ■ Delinquent Accounts/Reconnects

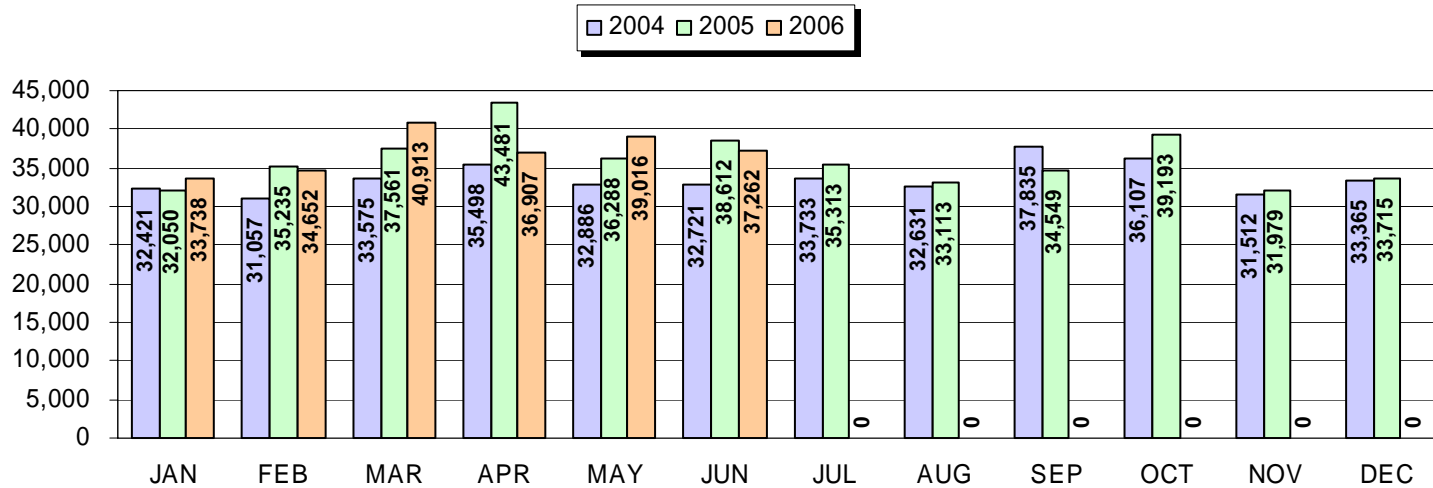
■ Meters Tested ■ Meters Repaired

Parking & Telecommunications Division

2006 Year-to-Date Revenue - Parking Management Revenue Type and % of Total

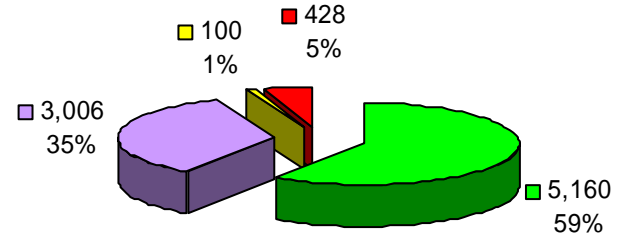
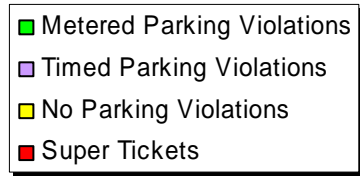


2004-06 Monthly Revenue - Parking Management

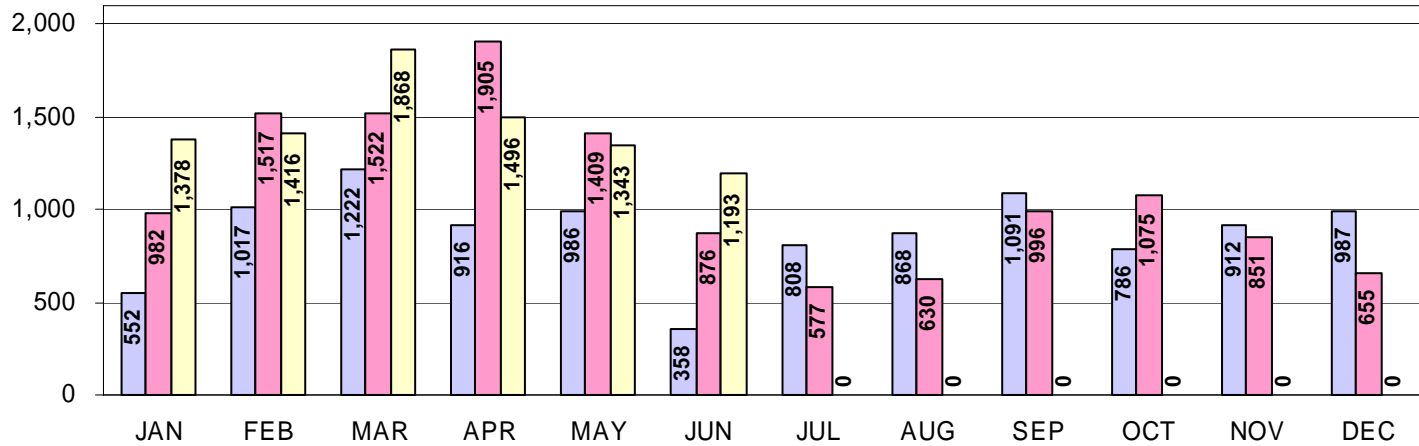



Parking & Telecommunications Division

2006 Year-to-Date Citations - Parking Management Citation Type and % of Total

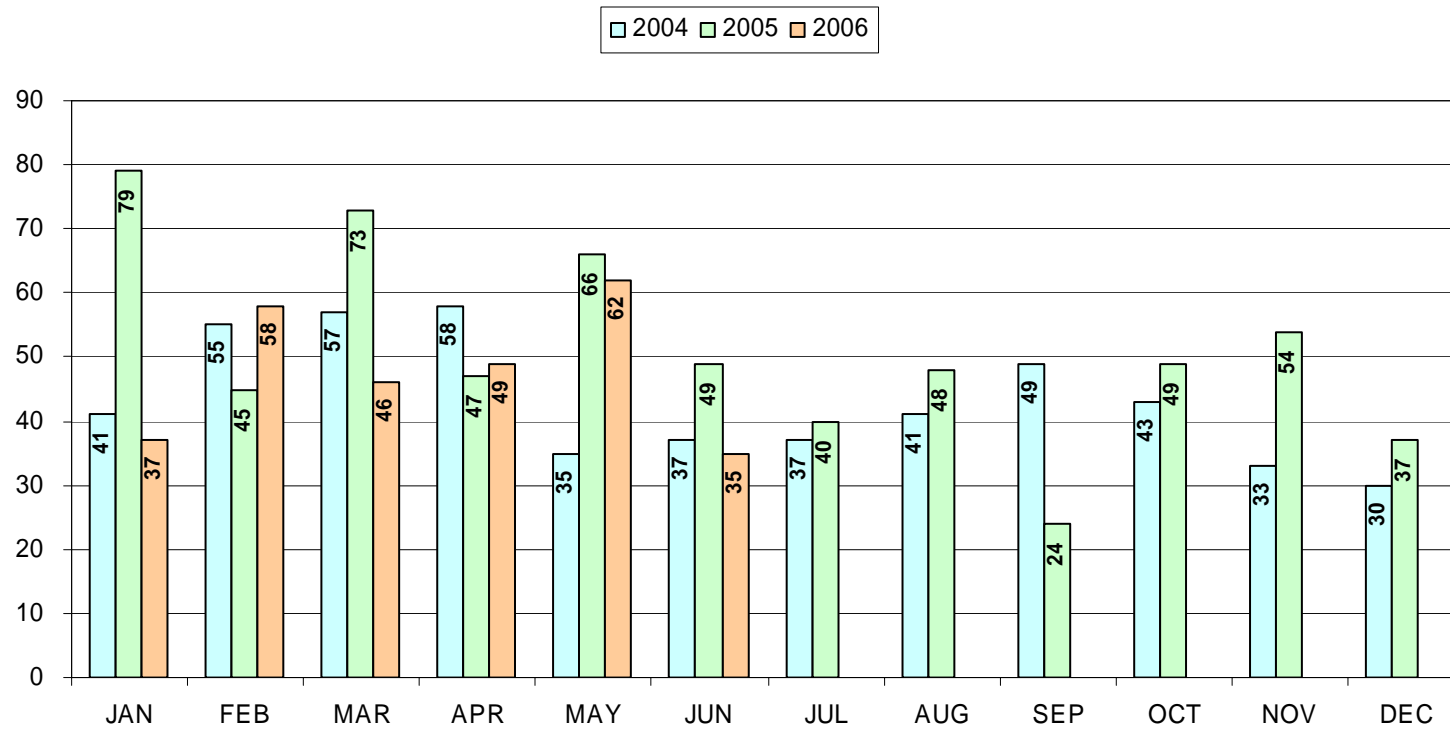


2004-06 Monthly Citations - Parking Management



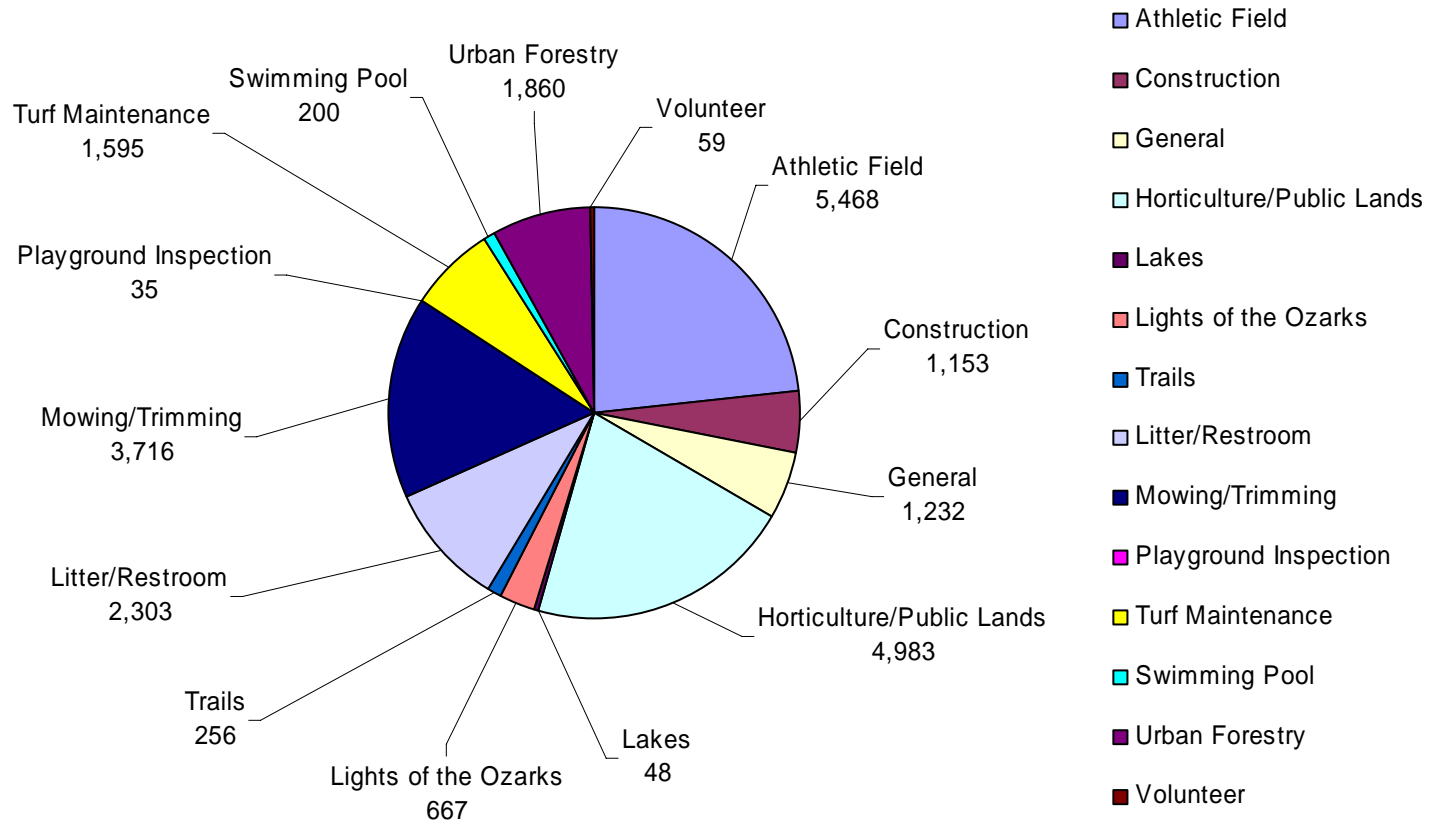
Parking & Telecommunications Division

2004-06 Monthly Service Requests - Telecommunications

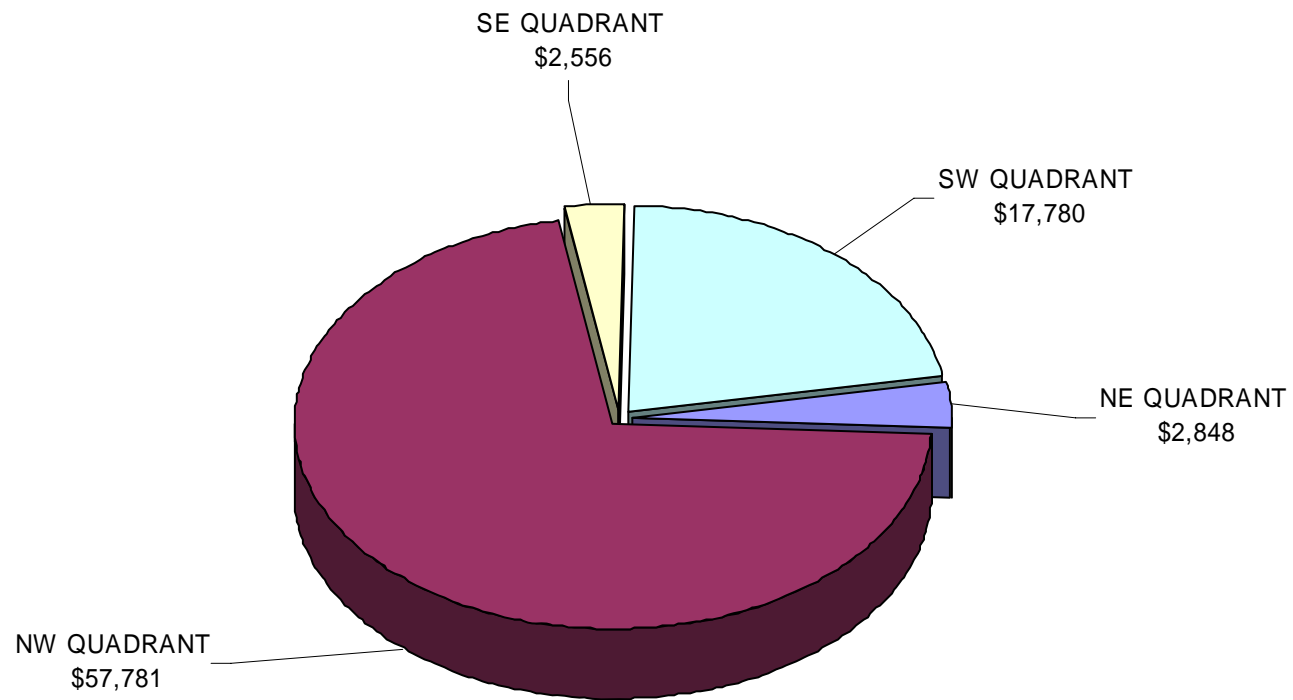


Parks & Recreation Division

Maintenance Hours Summary

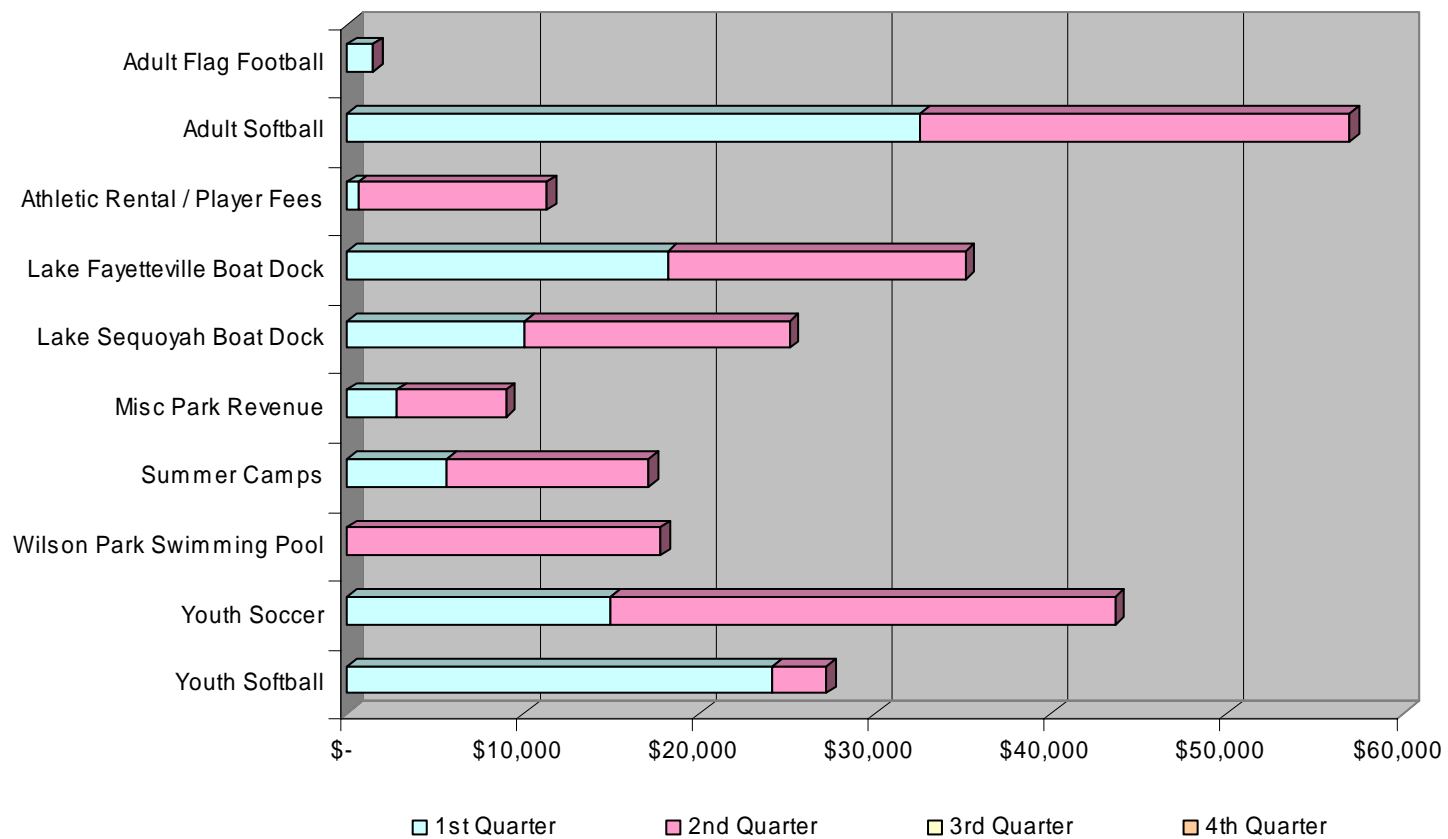


Parks & Recreation Division Park Land Dedication Revenues



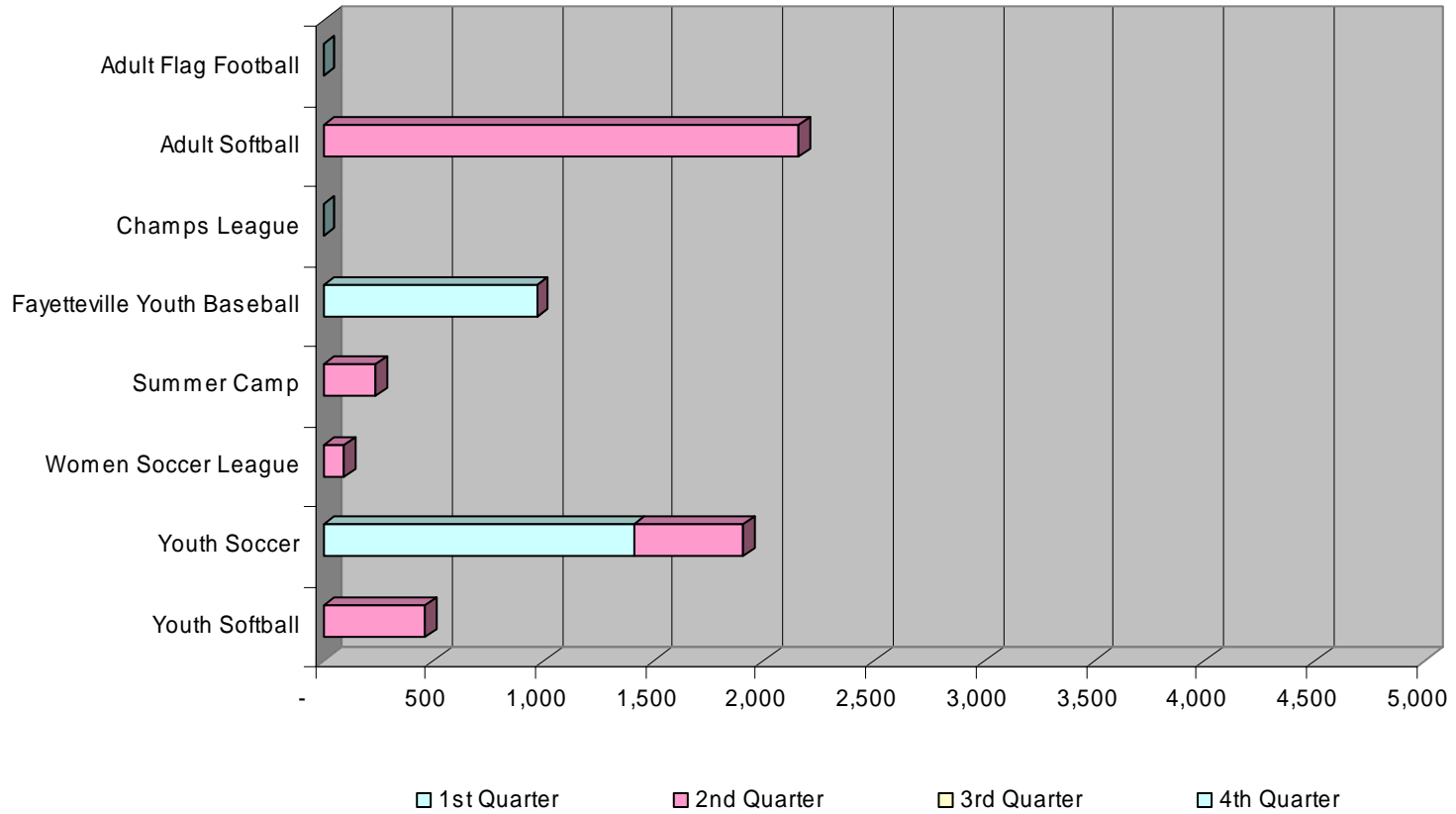
Parks & Recreation Division

Recreation Program Revenues



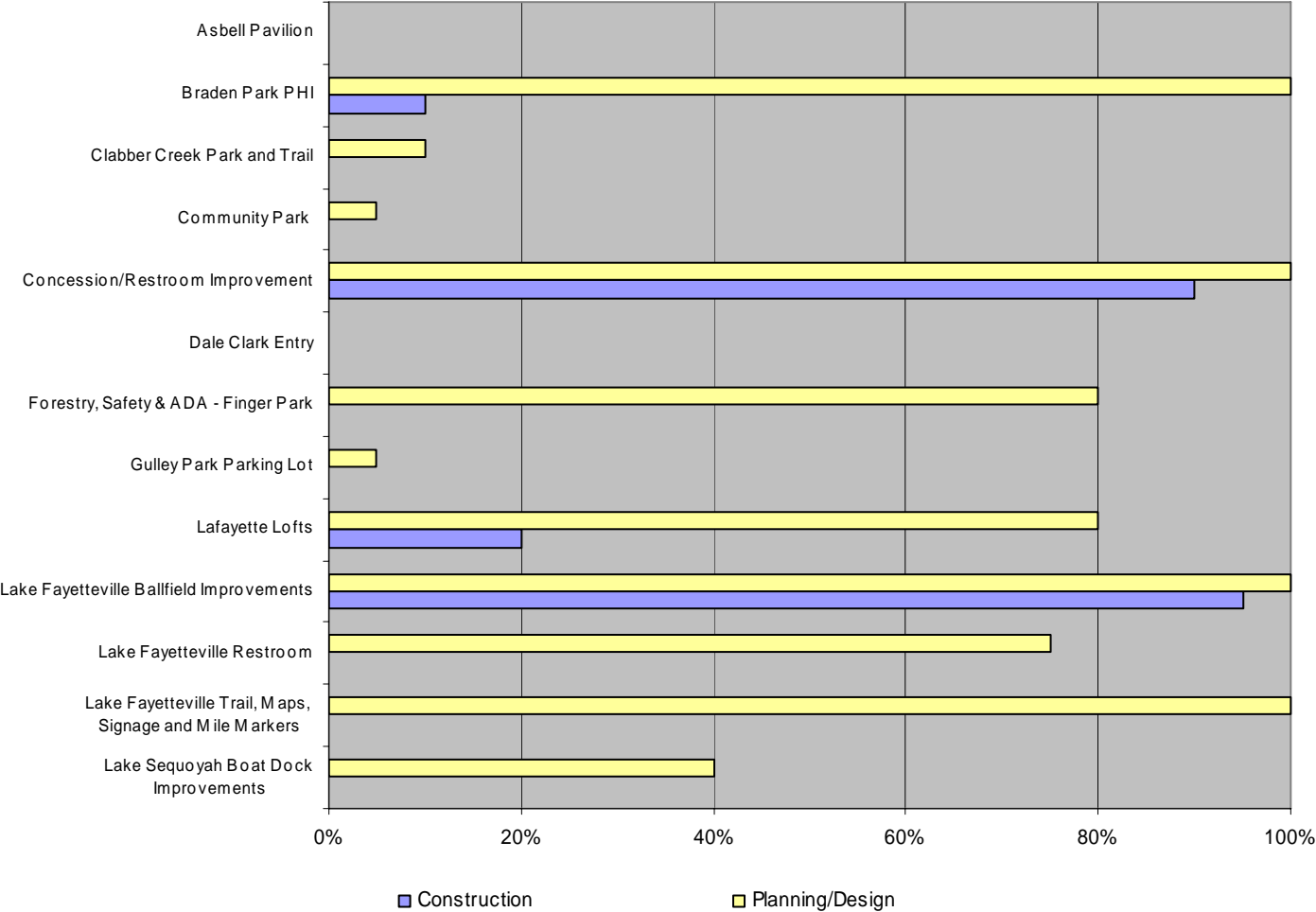
Parks & Recreation Division

Recreation Program Participation



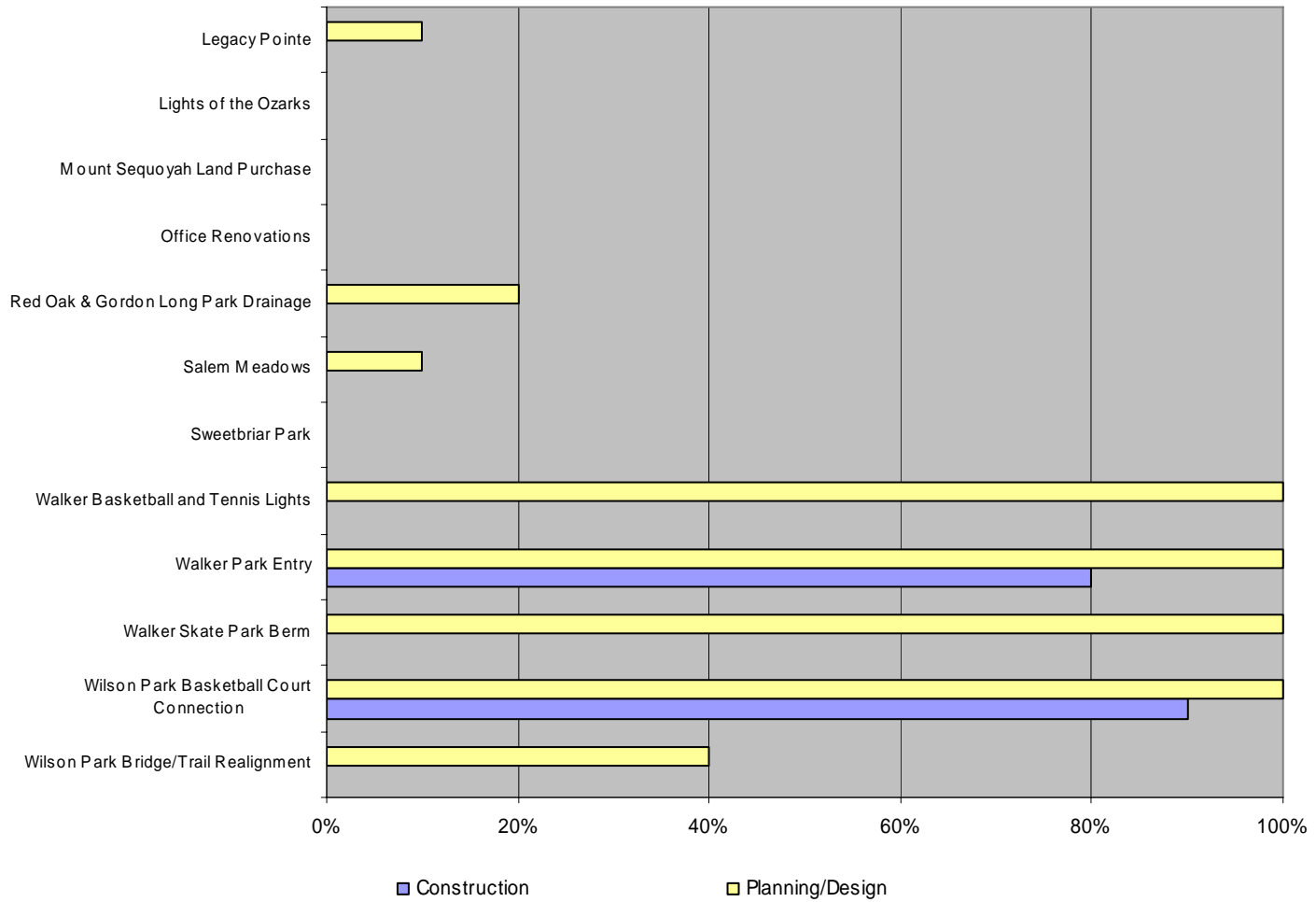
Parks & Recreation Division

CIP Status Summary



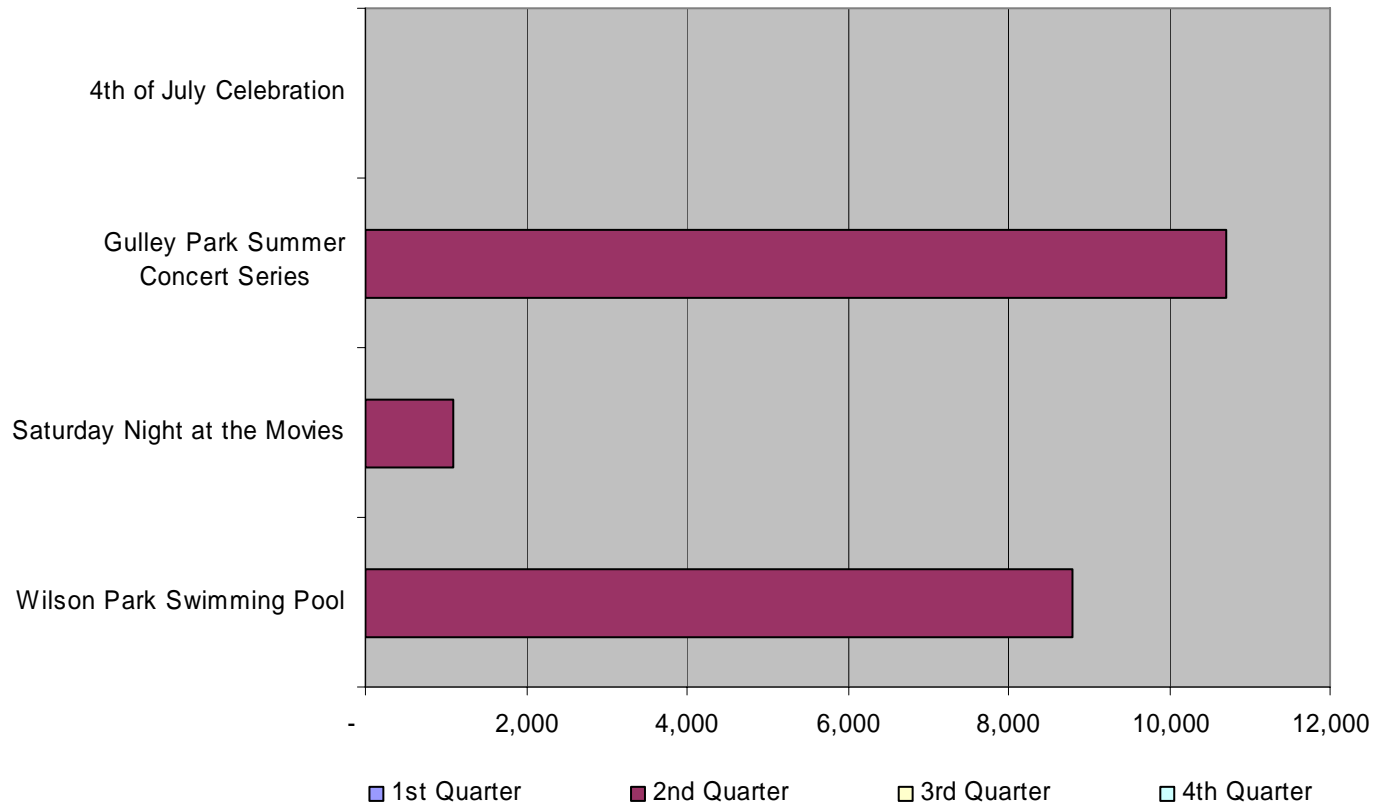
Parks & Recreation Division

CIP Status Summary - Continued



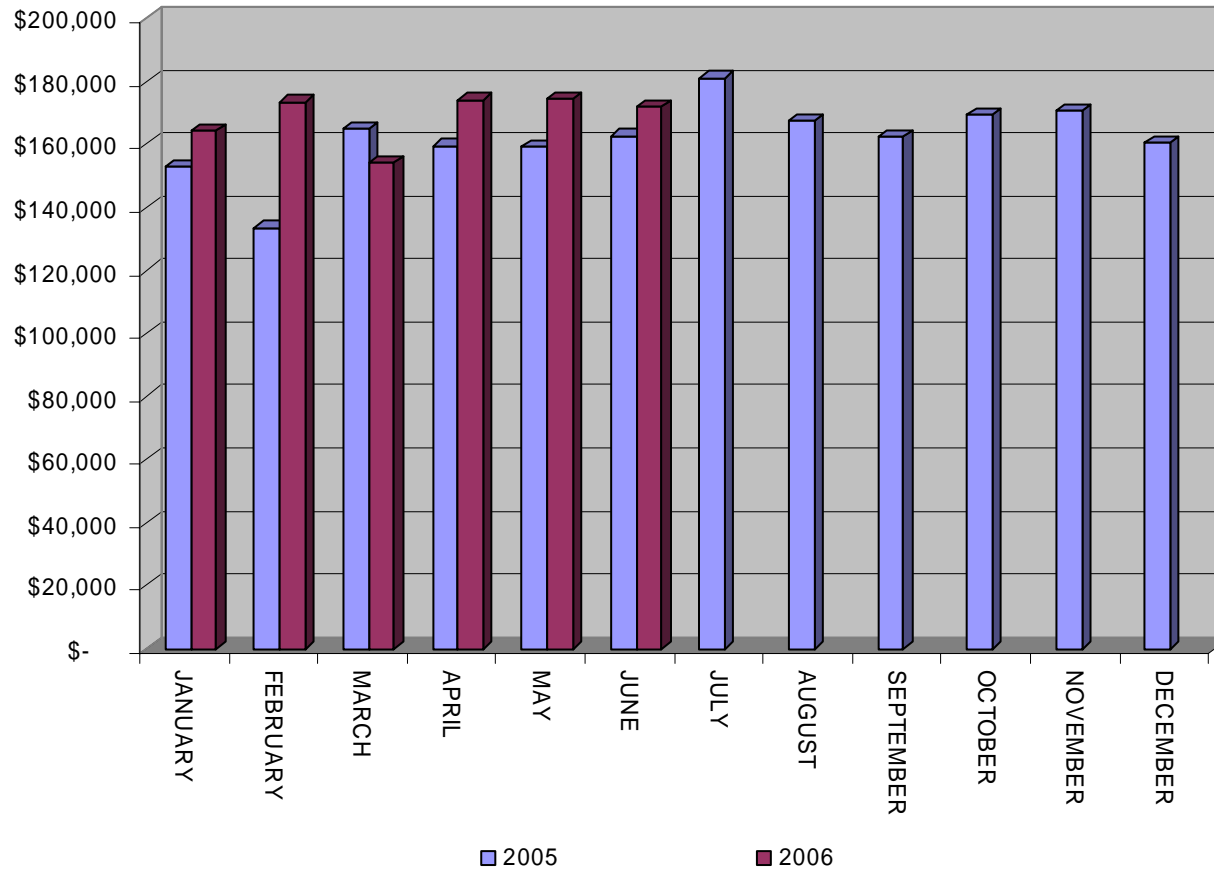
Parks & Recreation Division

Special Events Participation



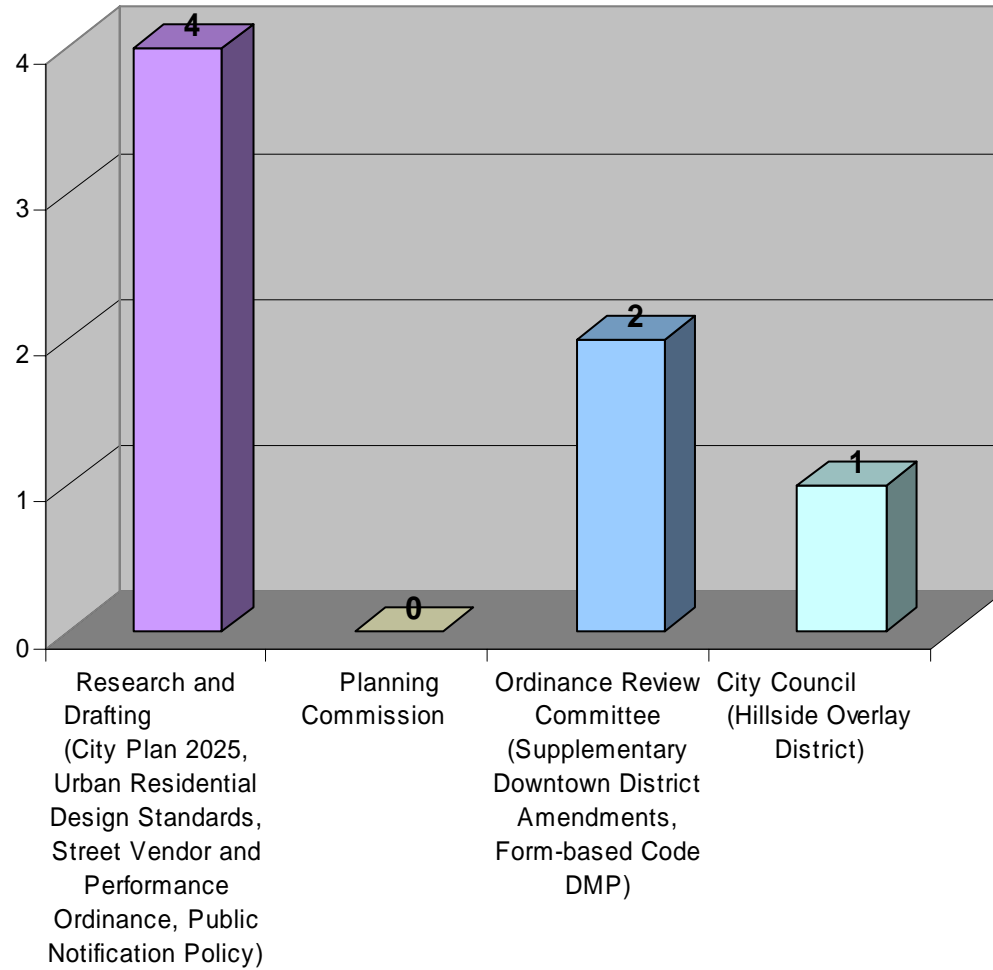
Parks & Recreation Division

HMR Comparison



Planning & Development Management Division

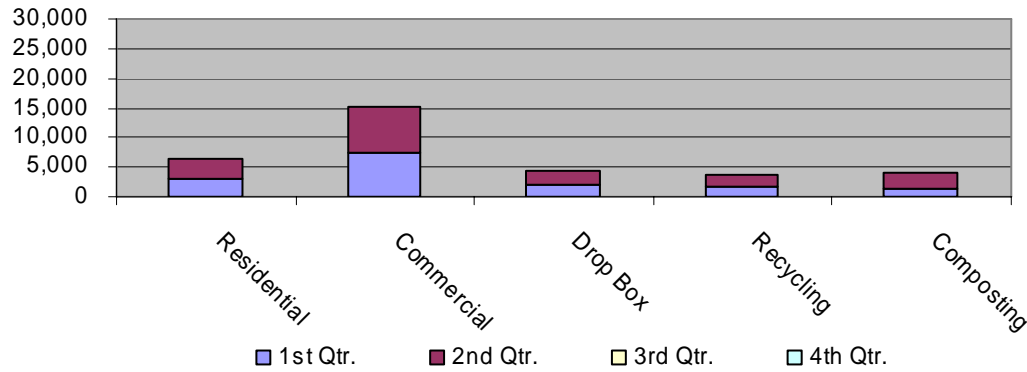
Number of Ordinances at Each Phase of the Process



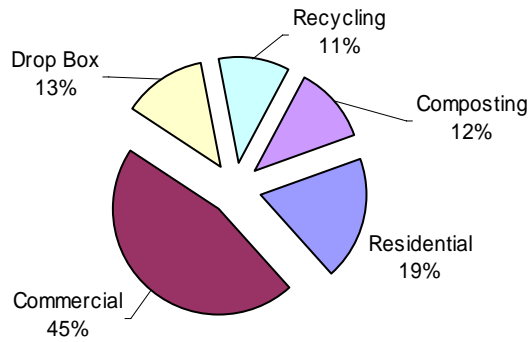
Solid Waste & Recycling Division

2006 Tonnage, Percentage of Waste Stream, and Revenues by Programs

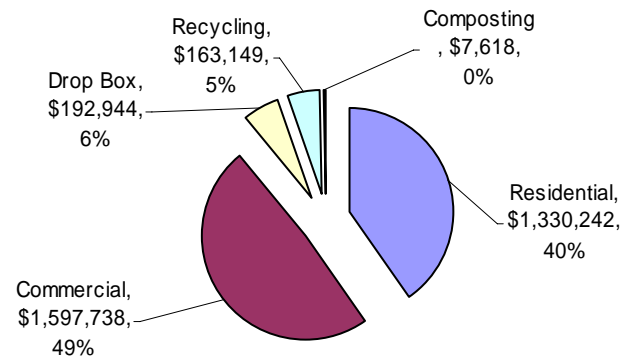
Tonnage by Program 2006 Year-to-Date



Program Percentage of Waste Stream 2006 Year-to-Date

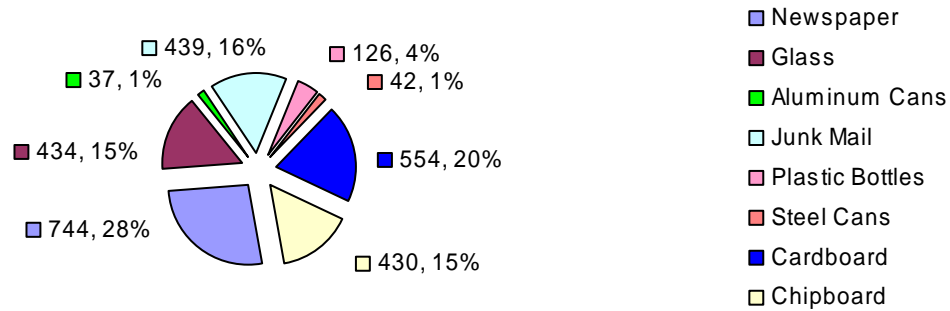


Program Revenues 2006 Year to Date



Solid Waste & Recycling Division

Recyclables Sold - Tons and Percentages

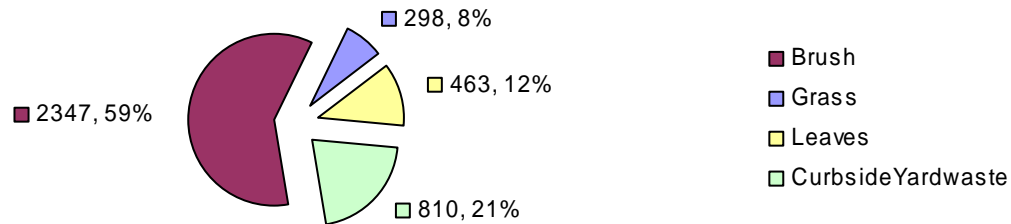


Composting Program Revenues	
Mulch	\$1,395.00
Compost Bulk	\$5,879.00
Compost Bags	\$344.00

Compost Spring Sale n/a
Compost Bags Sold 86

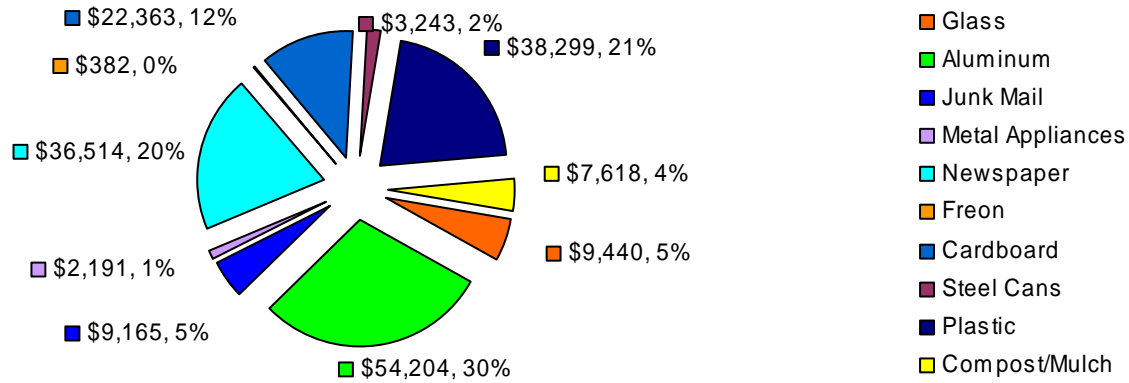
Mulch revenues include free give-aways in January, February, March

Yardwaste Collected by Tonnage and Percentage

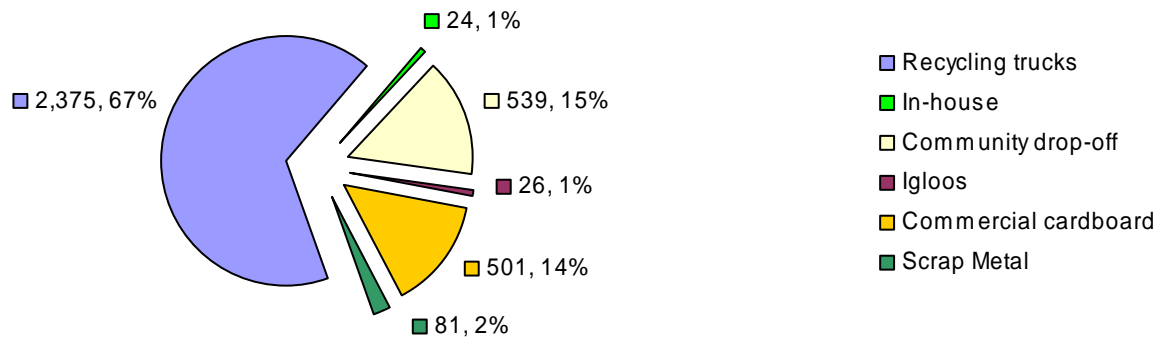


Solid Waste & Recycling Division

2006 Recycling Revenue and Percent



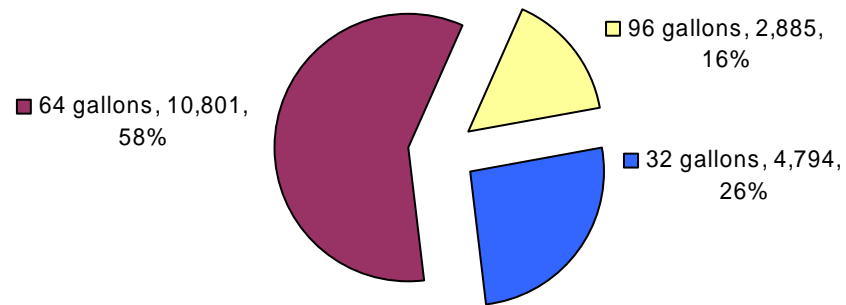
2006 Recycling Collections - Tons and Percentages



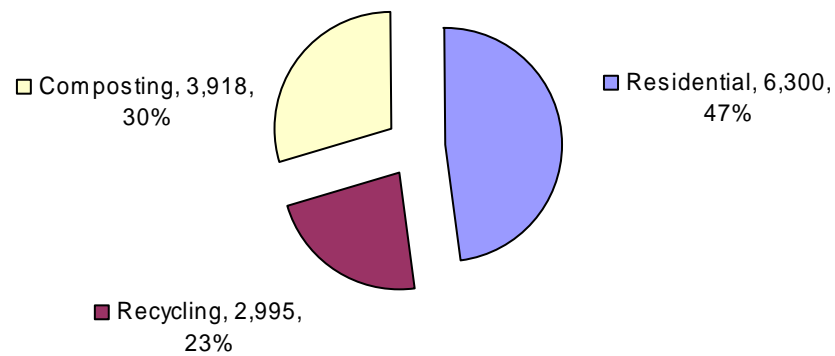
Collections consist of: In-house collections from schools and government offices, Igloos from commercial settings, Commercial cardboard from dumpster service, Community drop-off at Happy Hollow Road, and Curbside collections from normal routes.

Solid Waste & Recycling Division

Residential Pay-As-You-Throw Cart Count and Percentage

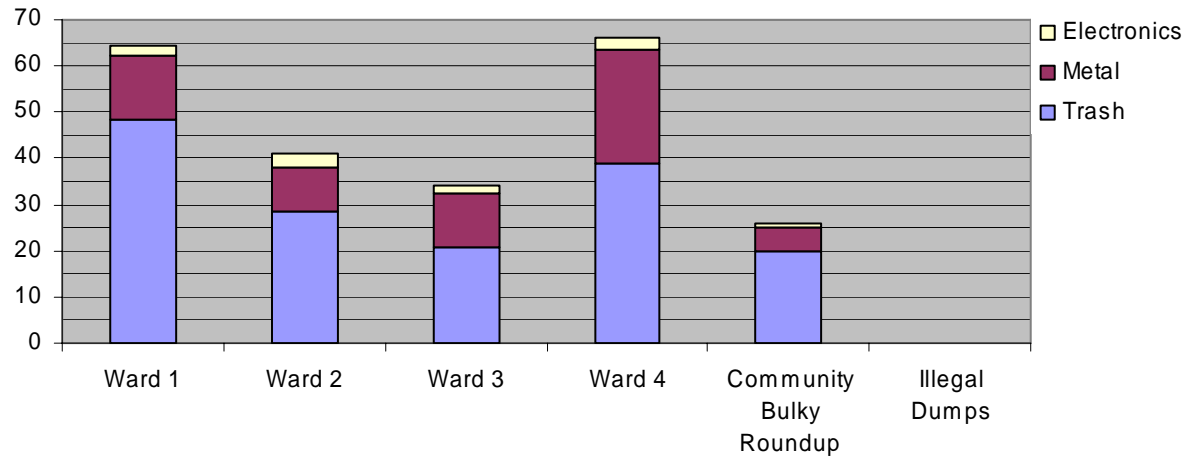


2006 Residential Waste Stream Tons and Diversion



Solid Waste & Recycling Division

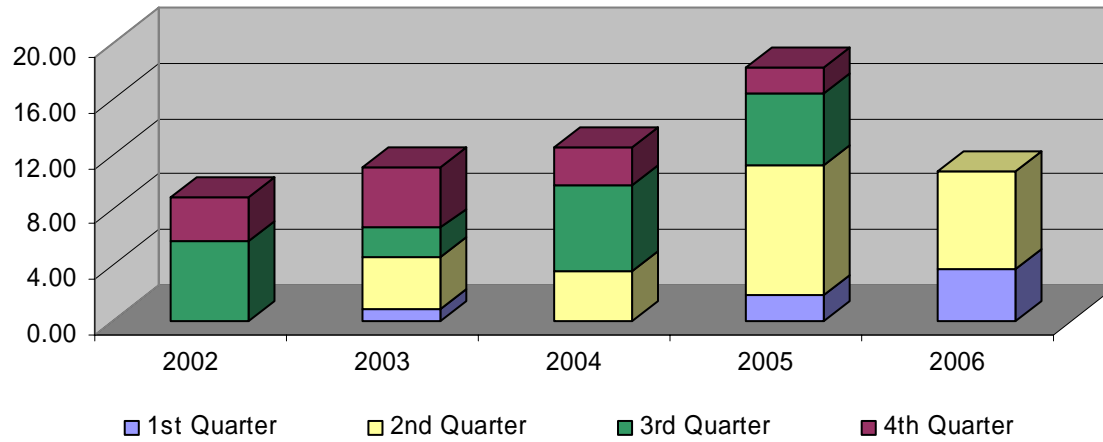
2006 Clean Ups in Tons



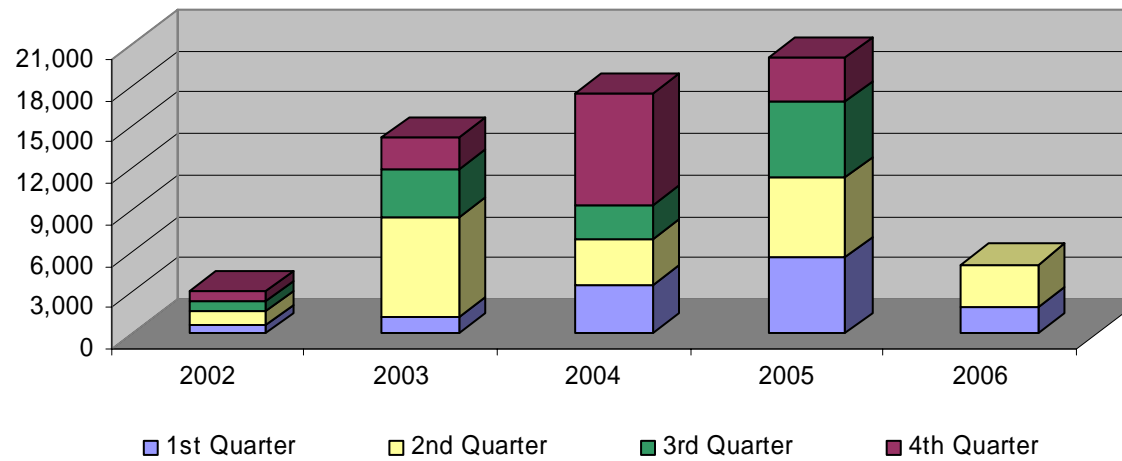
Event	Date	Tons Collected			Totals
		Trash	Metal	Electronics	
Ward 1 Spring	4/1/2006	48.55	13.69	1.98	64.22
Ward 1 Fall		0.00	0.00	0.00	0.00
Ward 2 Spring	5/6/2006	28.47	9.47	3.08	41.02
Ward 2 Fall		0.00	0.00	0.00	0.00
Ward 3 Spring	4/8/2006	20.71	11.88	1.49	34.08
Ward 3 Fall		0.00	0.00	0.00	0.00
Ward 4 Spring	3/18/2006	39.03	24.48	2.68	66.19
Ward 4 Fall		0.00	0.00	0.00	0.00
Community Bulky Roundup	4/15/2006	19.99	4.99	0.95	25.93
Illegal Dumps		0.00	0.00	0.00	0.00

Transportation Division

Asphalt Overlay - Miles

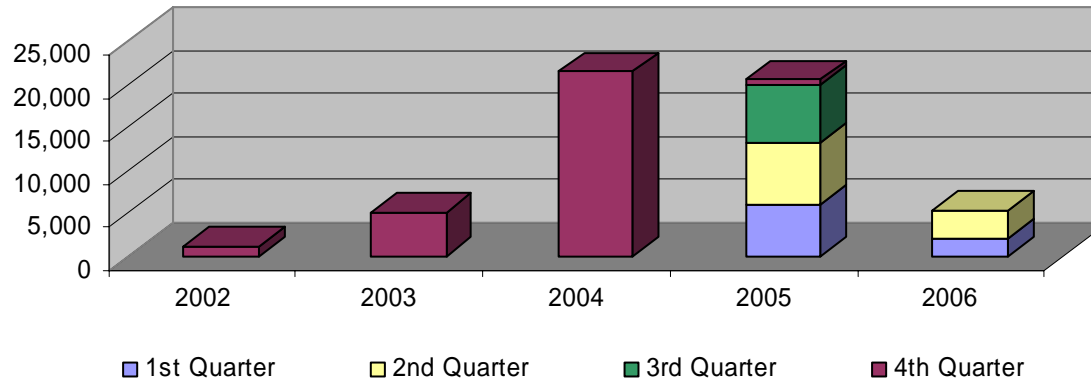


Sidewalk Construction - Linear Feet

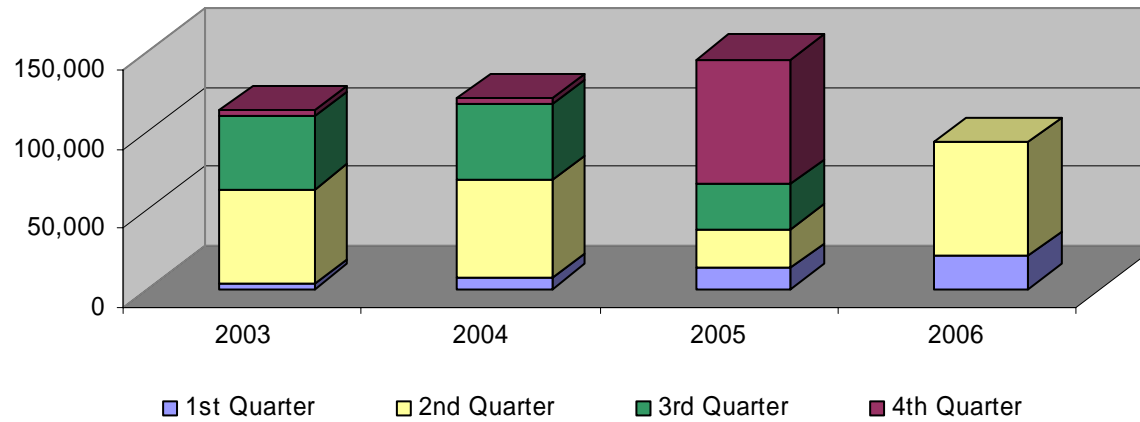


Transportation Division

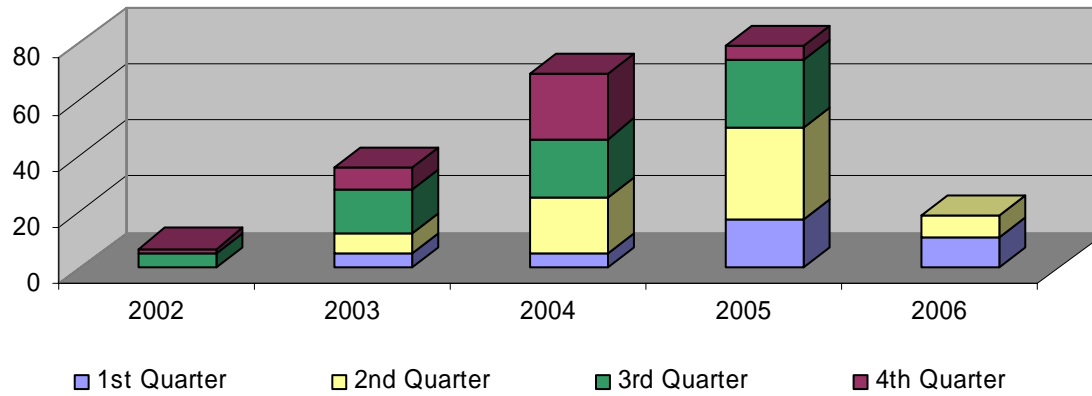
Curb & Gutter Construction - Linear Feet



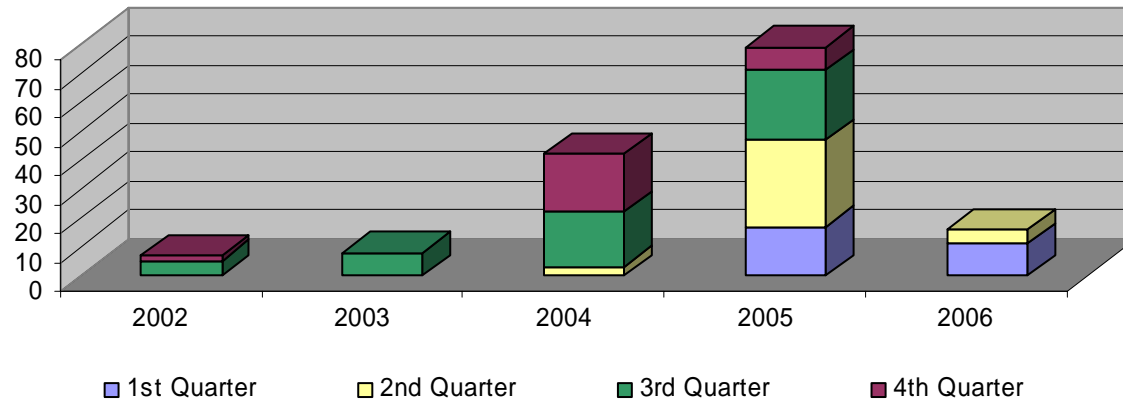
Litter Removal - Pounds



Transportation Division Access Ramp Construction



ADA Detectable Warning Tile Installation

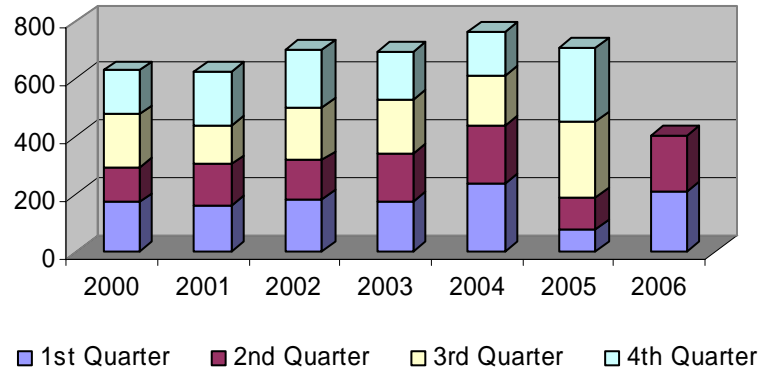


Water & Sewer Maintenance Division

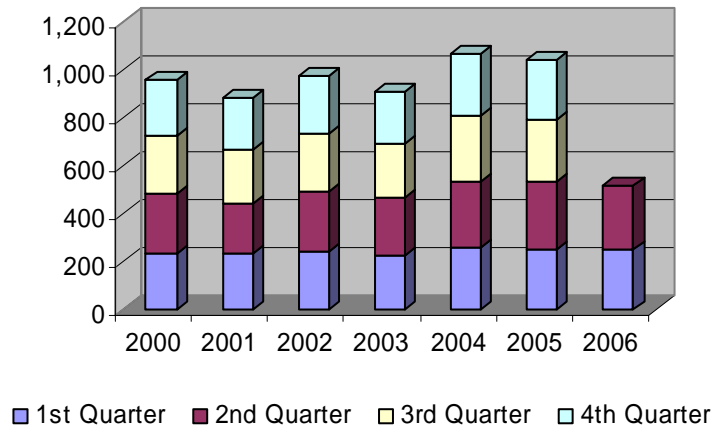
Water & Sewer Maintenance Performance Measures	Actual Year-to-Date 2005	Budgeted Year-to-Date 2006	Actual Year-to-Date 2006
Water Mains - Miles	605	605	605
Valves	7,700	7,700	7,700
Fire Hydrants	2,400	2,400	2,400
Water Service Accounts	36,134	36,400	33,415
Water Leaks Repaired	261	140	210
Water Line Constructed - Feet	2,770	2,000	2,439
Fire Hydrants Repaired/Installed	23	25	18
Water Tanks	14	14	14
Pump Stations/Wells	10	10	10
Water Pumps	21	21	21
Lake Dams	3	3	3
Storage - Million Gallons	29	29	29
Water Tank Maintenance Hours	197	180	204
Water Pump Station Repairs	13	90	19
Water Purchased - Average MGD	14.34	13.00	12.48
Water Samples Taken	248	250	254
Sewer Mains - Miles	500	500	500
Manholes	11,500	11,500	11,500
Sewer Service Accounts	30,378	34,000	30,654
Sewer Line TV Inspected - Feet	23,885	18,000	26,826
Sewer Lines Cleaned - Feet	190,139	300,000	168,373
Sewer Line Replace/Lined - Feet	385	2,000	870
Sewer Line Point Repairs	41	30	28
Manholes Repaired/Constructed	54	80	47
Sewer Overflows	25	25	47
New Water Connections Made	22	55	26
New Sewer Connections Made	30	40	48

Water & Sewer Maintenance Division Water Distribution/Storage System Maintenance

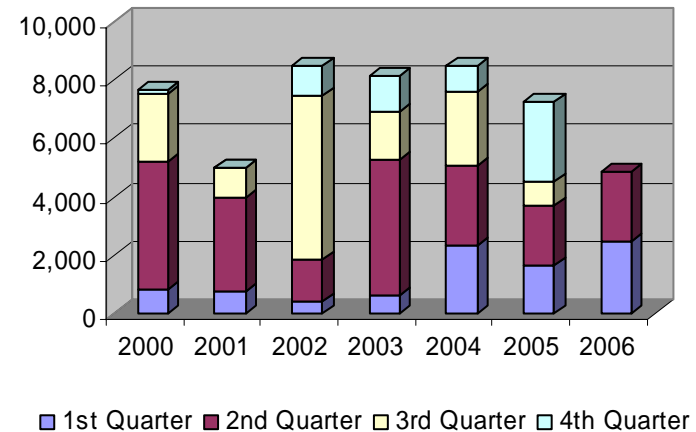
Water Leaks Repaired



Water Samples Taken

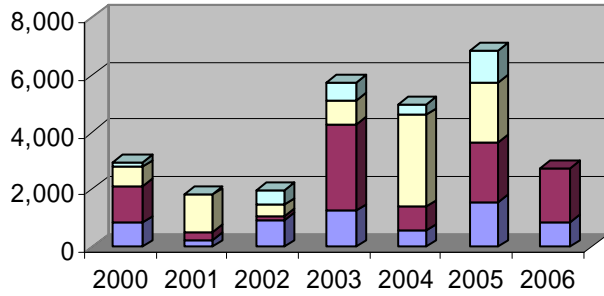


Water Line Constructed



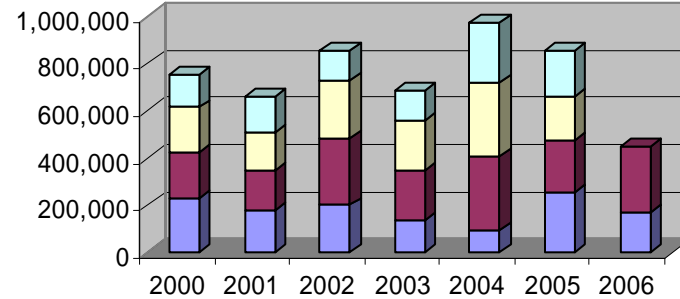
Water & Sewer Maintenance Division Sanitary Sewer System Maintenance

Sewer Line Constructed/Lined



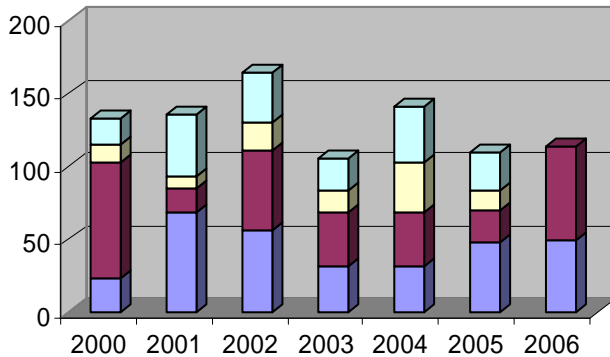
■ 1st Quarter ■ 2nd Quarter ■ 3rd Quarter ■ 4th Quarter

Sewer Line Cleaned



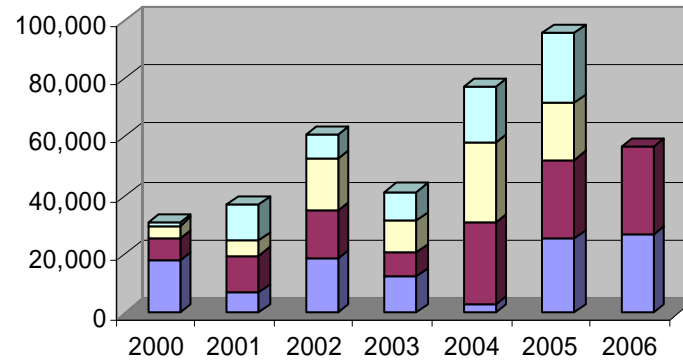
■ 1st Quarter ■ 2nd Quarter ■ 3rd Quarter ■ 4th Quarter

Sanitary Sewer Overflows



■ 1st Quarter ■ 2nd Quarter ■ 3rd Quarter ■ 4th Quarter

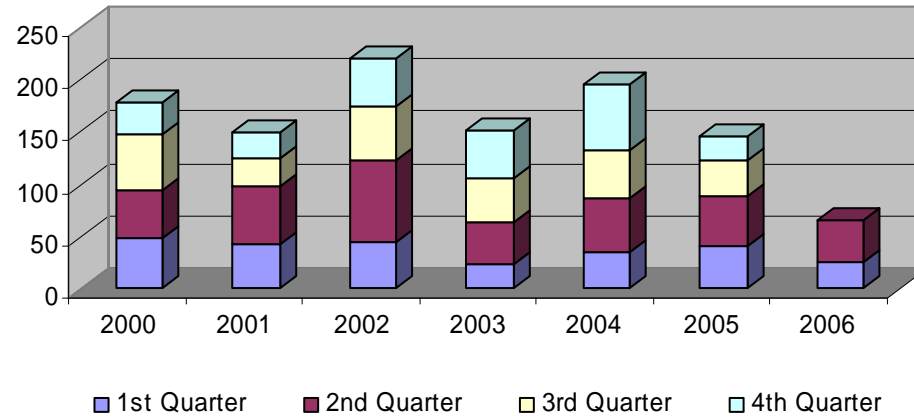
Sewer Line Televised



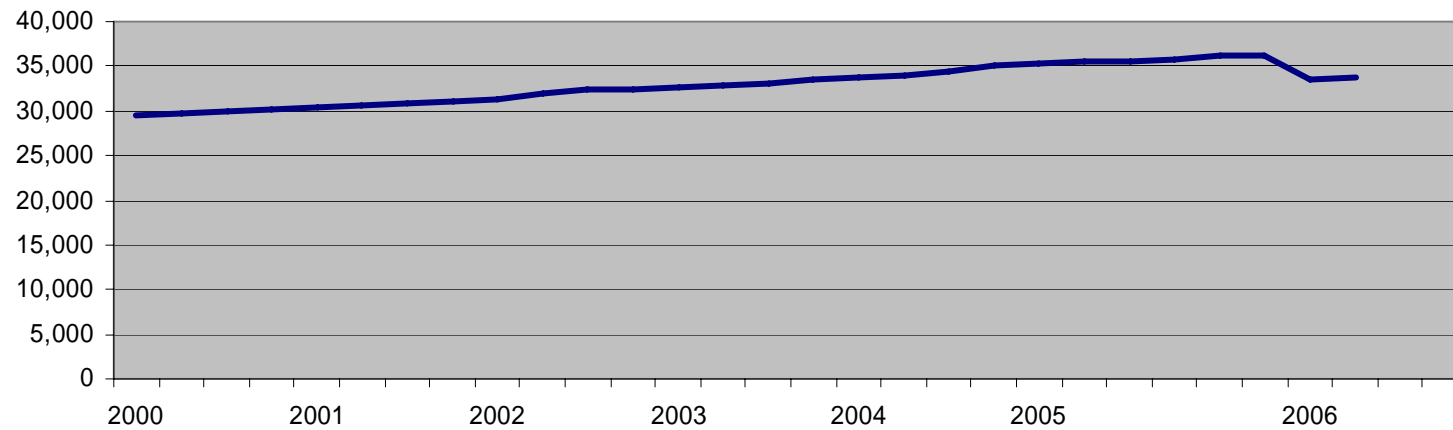
■ 1st Quarter ■ 2nd Quarter ■ 3rd Quarter ■ 4th Quarter

Water & Sewer Maintenance Division

New Water Connections Made

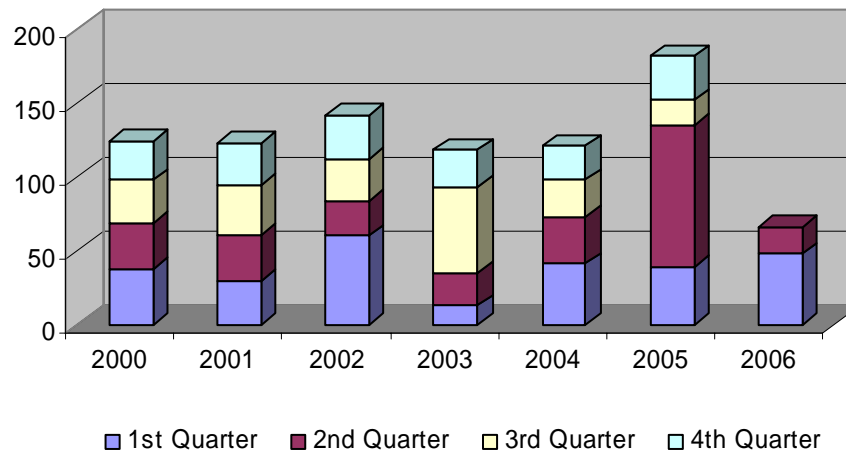


Water Service Accounts (Total)

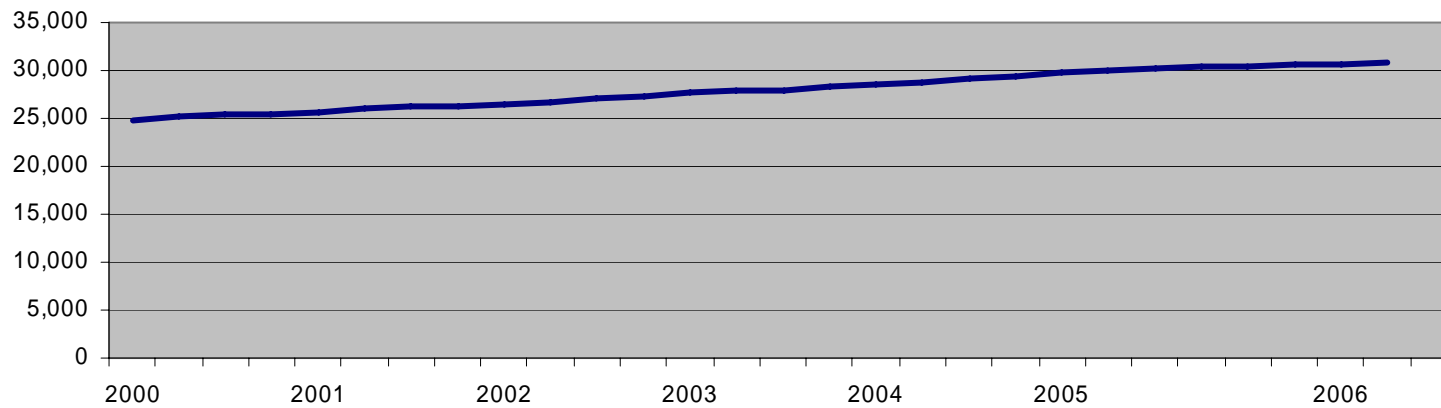


Water & Sewer Maintenance Division

New Sewer Connections Made



Sewer Service Accounts (Total)



Wastewater Treatment Plant

EFFLUENT CHARACTERISTICS (Average)

<u>PARAMETER</u>	<u>APRIL</u>		<u>MAY</u>		<u>JUNE</u>	
	<u>PERMIT</u>	<u>ACTUAL</u>	<u>PERMIT</u>	<u>ACTUAL</u>	<u>PERMIT</u>	<u>ACTUAL</u>
BOD5, mg/l	5.0	2.0	5.0	1.9	5.0	2.0
TSS, mg/l	5.0	2.7	5.0	3.2	5.0	3.1
Phosphorus, mg/l	1.0	0.7	1.0	1.0	1.0	0.8
Ammonia Nitrogen, mg/l	2.0	0.3	2.0	0.1	1.6	0.1
Chlorine Residual, mg/l	0.10	0.03	0.10	0.03	—	—
Dissolved Oxygen, mg/l (min.)	8.0	9.3	8.0	8.7	8.0	8.5
pH, s.i. (minimum)	6.0	7.4	6.0	6.9	6.0	7.4
pH, s.i. (maximum)	9.0	7.9	9.0	7.9	9.0	7.8
Fecal Coliform	200	10	200	32	200	31
White River Discharge, MGD	—	5.1	—	6.5	—	6.9
Mud Creek Discharge, MGD	6.1	4.8	6.1	5.7	—	4.8
Storage Pond Change, MG	—	6.2	—	3.0	—	(55.2)
Irrigation to SMS, MG	—	0.0	—	0.0	—	0.0
White River Phosphorus, lbs/d	52	32	52	52	50	36
Mud Creek Phosphorus, lbs/d	52	29	52	49	50	30

Police Department

Frank Johnson, Chief of Police

2006 Management Agenda

1) Service Improvements 2006-2007

- a) Justice Center and Public Safety Complex Direction - One Year Actions: On 4/3/06 City Council passed a resolution to locate a new police facility at the location of the old city jail currently occupied by the Prosecuting Attorney's Office and the Community Oriented Policing Division. On 6/16/06 the Space Needs Committee met to discuss project planning and the next steps for the Public Safety Complex. James Estes of Wilson-Estes Police Architects attended this meeting to provide an overview of his space needs report to the council and to discuss how the change in location would affect the project timeline and architectural fees included in his original report. Mr. Estes noted that the bigger the construction, the lower the architectural fees would be. Mr. Estes noted that change orders would only be issued in the event that the City changed the scope of work. Estes submitted a draft "Letter of Agreement" on 6/20/06 establishing the specifics related to his contract agreement, a modified space needs program, revised space summary, and an updated cost table associated with the space revisions. Estes estimated the building cost to be approximately \$15,000,000 and architect fees based on a percentage of 6.68%. The committee decided to approach council for a resolution authorizing an extension of the Estes contract to continue into the design phase of the project and for a CIP budget adjustment from the Public Safety Expansion Bond Fund from the originally unfunded estimate in 2004 of \$15,788,000 to the 2007 funded amount of \$12,000,000 to the current estimate from Estes of \$16,361,407. Coy Hurd estimates building cost at \$14,000,000 plus 25% contingency for a total \$17,500,000. This information will be presented to council at the October meeting with a recommendation for funding options.

Patrol

Although calls for services remained steady, Priority 1 calls (emergencies involving potential loss of life or property and require a multiple officer response) have increased 5% in the second quarter. Most of the crimes reported to the police comprising this category are a result of citizen reports. Other contributors to this category include police officer on-view observations and police-initiated investigations. The reporting of priority one calls such as domestic disturbances involving a weapon vary according to situational factors related to individual crimes. Generally, citizens are more likely to report violent crimes in progress as an emergency rather than property crimes, crimes where there is personal injury, and crimes involving large monetary losses. These factors continue to contribute to an increase in calls for service and an overall increase in the City of Fayetteville crime rate. We attribute these increases to several factors including increase in population, early release and post-prison transfers, and attractiveness of Fayetteville to recidivist from outside the community.

The number of citations issued for traffic violations during the second quarter did not meet the budgeted amount for 2006. Un-obligated time for traffic enforcement is unavailable to officers during the most critical times for traffic enforcement as a result of obligated time responding to calls for service. The majority of un-obligated time for dedicated traffic enforcement has been accomplished through a \$35,000 grant from the Arkansas State Highway and Transportation Department. These funds pay for overtime expenditures that permit officers to work traffic without interruption to answer calls. Unfortunately grant requirements limit enforcement to DWI, speeding, and seat-belt usage primarily in commercial areas.

Citizen complaints and collision reports indicate residential speeding and violations such as failure-to-yield, following too closely, and disobeying a traffic signal are some of the primary causes of accidents. Our current plans are to change the motor unit schedule and request a budget adjustment for overtime to fund future directed traffic enforcement efforts.

Reported alarms decreased by 36% in the second quarter. The Community Oriented Policing Division continues to correspond with any individual or business that has multiple alarms within a month. Staff also met with the vice president of Arkansas Burglar and Fire Alarm Association to discuss a proposed ordinance designed to reduce false alarms. These continuing efforts are instrumental in reducing the amount of time officers spend responding to false alarms.

Support Services

Operating lobby hours for the Records Division are 7:00 a.m. to 6:00 p.m., Monday through Friday.

Records processed include creation of all case files, arrests and narratives supporting arrests, and data entry of all tickets and warrants. Double entry of all misdemeanor arrests is necessary to support the current District Court software system. The budgeted records processed total reflected full utilization of digital imaging of current and archived records by using the City's document imaging system. This project is slightly behind and imaging will begin in the fourth quarter and full implementation is expected by the end of the year.

The department began the process of complying with standards set by The Commission on Accreditation for Law Enforcement Agencies (CALEA). The overall purpose of the Commission's accreditation program is "to improve delivery of law enforcement service by offering a body of standards, developed by law enforcement practitioners, covering a wide range of up-to-date law enforcement topics. It recognizes professional achievements by offering an orderly process for addressing and complying with applicable standards." CALEA accreditation is estimated to take 18 to 24 months.

Police administration submitted the 2007 budget proposal this quarter. Inflationary pressures and maintaining an adequate level of police services with declining resources continues to be our biggest challenge. The 2007 budget included funding for management agenda items that focus on priority setting, productivity, and operational effectiveness. The 2007 operating budget is estimated to be \$13,144,065. Even where some resource growth has been possible, inflation has caused the increased allocation of resources to become a net decrease from year to year. Employee pay adjustments and increases in non-personnel expenditures such as fuel cost are assuming a larger part of the budget. Federal funding that support programs such as School Resource Officers and Drug Enforcement are being cutback forcing us to pick up the cost for continuing these programs.

Drug Enforcement

The Drug Enforcement program reflects the efforts of the Fourth Judicial District Task Force. During the second quarter of 2006, drug cases increased 10% over the second quarter of 2005. Arrests increased 7% during the same period. This is due in part to the increased out of state drug trafficking in our area.

The amount of methamphetamine seized continues to decrease. This decrease can be credited in part to the State law limiting the purchase of key ingredients used to manufacture methamphetamine. Another factor contributing to the decrease would be the increased citizen awareness of the signs of methamphetamine manufacture and use.

Also during the quarter, approximately 120 pounds of marijuana was seized in a single investigation, thus significantly increasing the amount seized for the quarter.

Central Dispatch

During the quarter, Police calls remained on track with 2005. Police self-initiated calls increased by 14%. This increase can be partially attributed to increased traffic enforcement efforts.

Due to the automated phone system, calls received by Dispatch personnel continue to decrease. This allows personnel to devote more quality time to training, emergency calls and radio traffic.

In spite of the overall increase of activity within the Dispatch Center, no citizen complaints were reported during the quarter.

Animal Services

City Licenses sold during the quarter increased by 18% over the same time period in 2005. Animal Services continues to actively publicize animal licensing through the area veterinarian clinics.

Warnings and Citations written are up 55% due to zero tolerance of dogs and cats running at large without current rabies vaccinations and City license tags. The zero tolerance policy was implemented in 2005 due to 85 bites reported in 2005, most of which required medical attention. Animal bite reports have decreased in the first quarter.

One thousand twenty-nine strays and surrenders were sheltered during the quarter. This is an increase of 12 animals compared to 2005.

During the quarter, animal adoptions increased by 76 animals and euthanasia's decreased by three animals over the same time period in 2005.

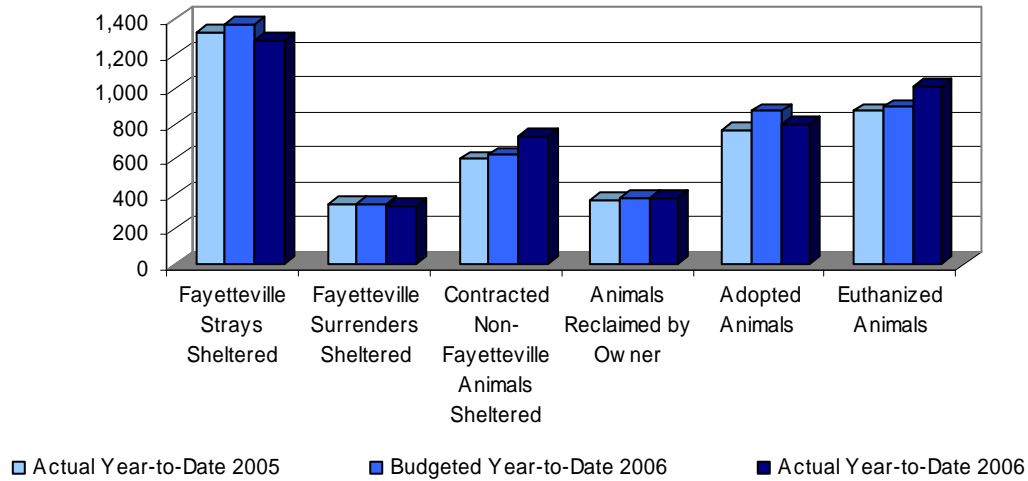
Shelter walk in visitors increased by 33% over last year. Those visitors are looking for animals to adopt or lost animals. Citizens bringing in stray or surrendered animals and those calling concerning general information are not included in these numbers. One animal services officer greets on average 250 customers along with fielding over 100 phone calls, intaking 20 to 30 stray and surrendered animals and dispatching officers to on average 40 calls a day.

Animal Services Division

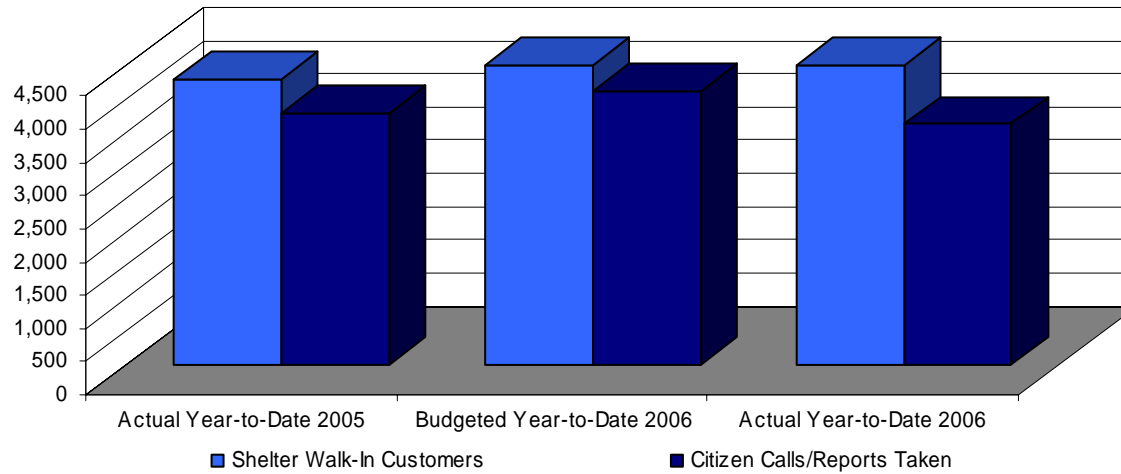
Animal Services Performance Measures	Actual Year-to-Date 2005	Budgeted Year-to-Date 2006	Actual Year-to-Date 2006
Citizen Calls/Reports Taken	3,793	4,124	3,619
Officer Emergency After Hour Responses	429	280	307
City Licenses Sold	1,307	1,500	1,330
Warnings/Citations Issued	67	70	153
Animal Bite Investigations	39	38	32
Animal Cruelty Investigations	113	100	229
Animals Reclaimed by Owner	366	376	383
Stray Animals Picked Up:			
Domestic	652	750	569
Wildlife	130	150	131
Livestock	19	26	33
Fayetteville Strays Sheltered	1,331	1,376	1,279
Fayetteville Surrenders Sheltered	348	350	334
Contracted Non-Fayetteville Animals Sheltered	603	626	733
Adopted Animals	768	876	801
Euthanized Animals	877	900	1,023
Cost per Animal/Five Days Shelter	\$75.00	\$75.00	\$75.00
Shelter Walk-In Customers	4,293	5,000	6,372
Adopted Animals Sterilized	591	700	749
Low Cost Spay/Neuters Performed	627	750	406
Veterinarian Emergency After Hour Responses	19	18	12

Animal Services Division

Shelter Population

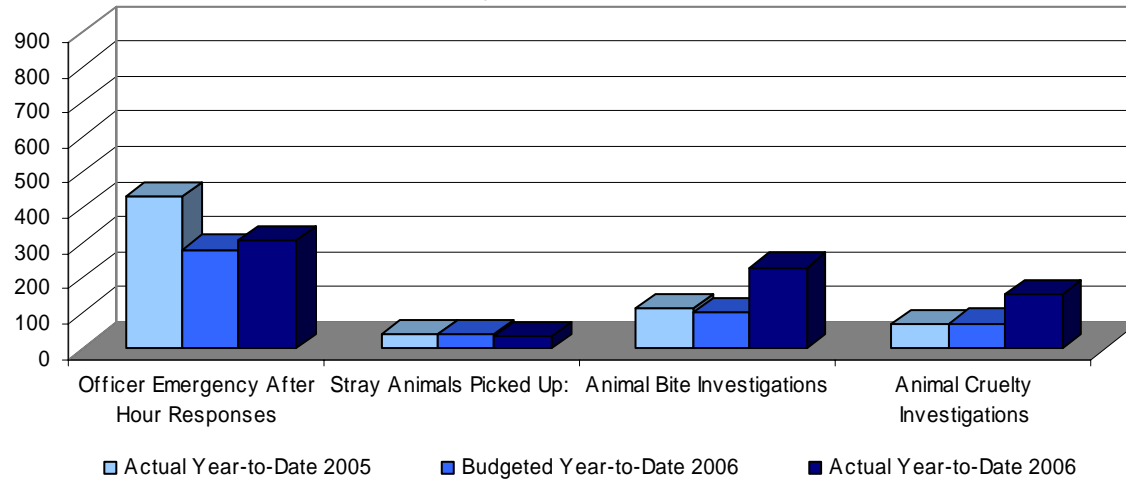


Citizen Contacts

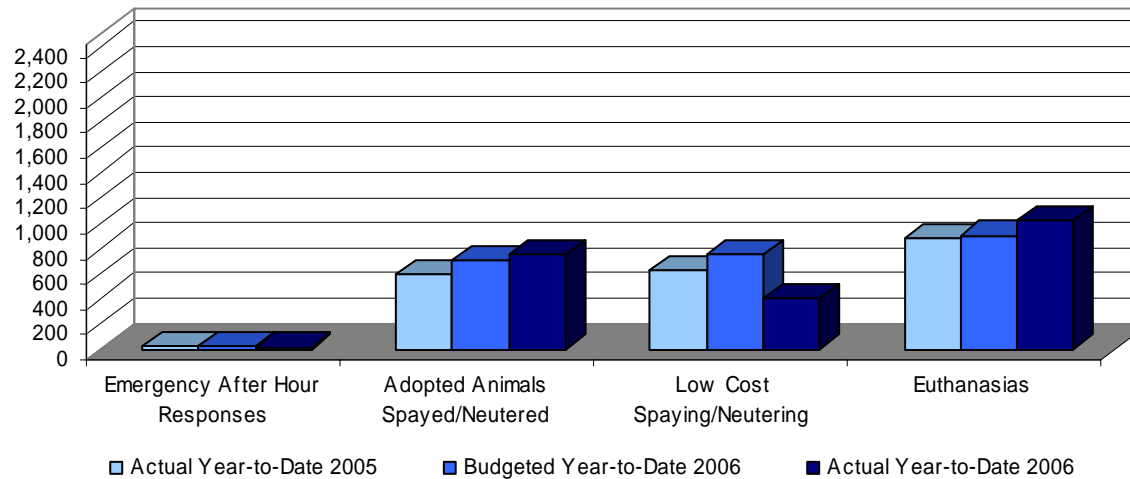


Animal Services Division

Actions Taken by Animal Services Officers



Procedures Performed by Animal Services Veterinarian



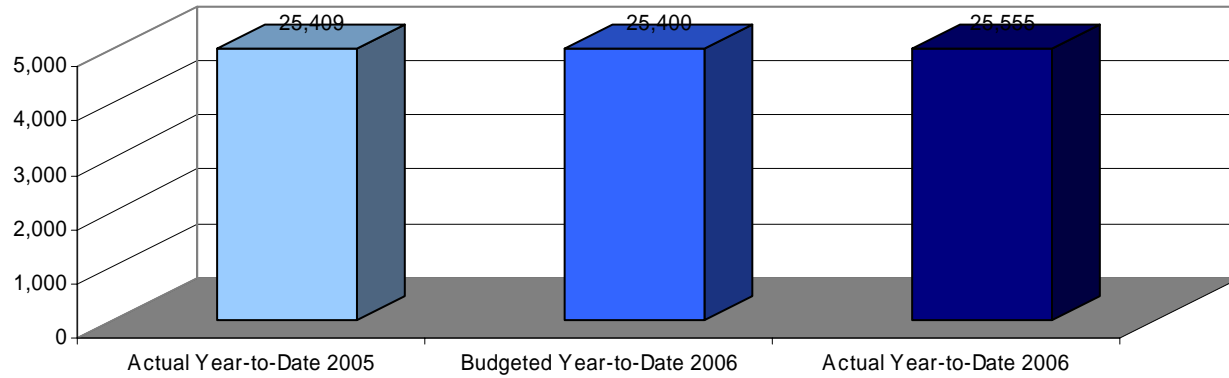
Central Dispatch Division

Central Dispatch Performance Measures	Actual Year-to-Date 2005	Budgeted Year-to-Date 2006	Actual Year-to-Date 2006
Total Calls for Service	25,409	25,400	25,555
Police	21,270	21,000	21,121
Fire	3,064	3,100	3,123
Citywide	1,075	1,300	1,311
Police Self-Initiated Calls	38,541	42,000	44,814
Telephone Calls (Minus 9-1-1)	73,930	75,000	68,874
9-1-1 Calls	15,511	16,000	15,397
Code 0 (Zero officers available to respond to calls)	734	N/A	542
Overtime/Comp Time Hours	585	625	1,552
9-1-1 Salary Reimbursement	\$114,438	\$122,714	\$122,845
Average Minutes Police on a Call	19	20	23
Average Minutes Fire on a Call	16	16	16
Average 9-1-1 Calls per Day	86	85	85

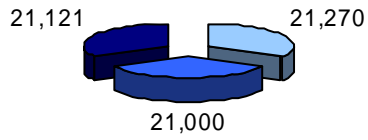
*Code 0 indicates there are no officers available to respond to calls for service.

Central Dispatch Division

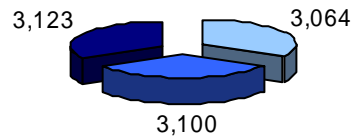
Calls for Service - Police, Fire, and Citywide



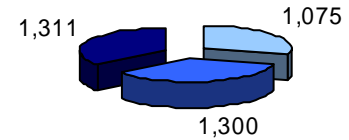
Police Calls For Service



Fire Calls For Service

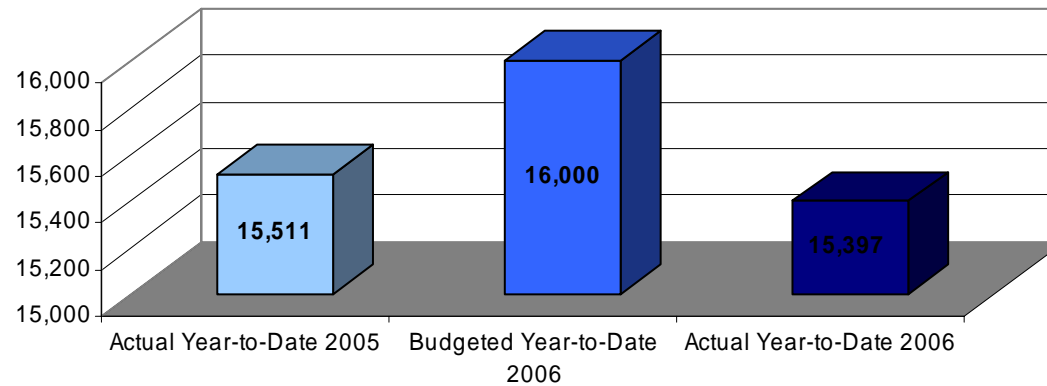


Citywide Calls for Service

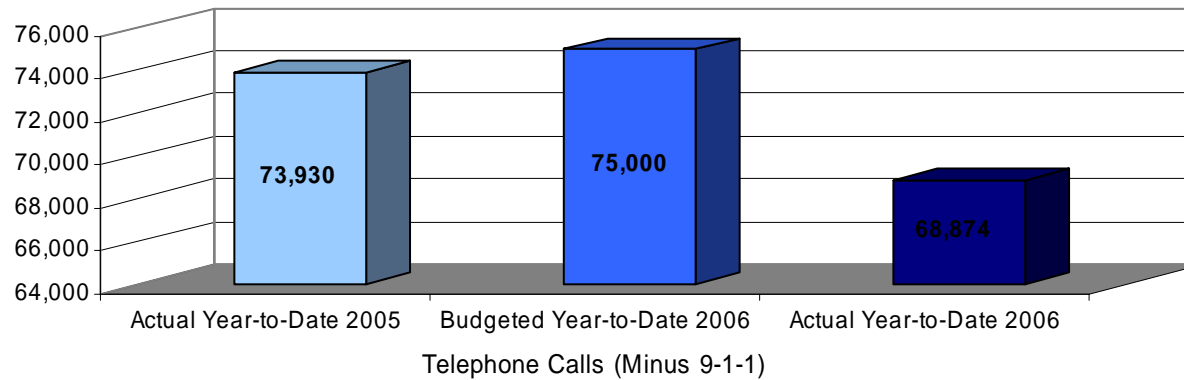


Central Dispatch Division

Fayetteville 911 Calls



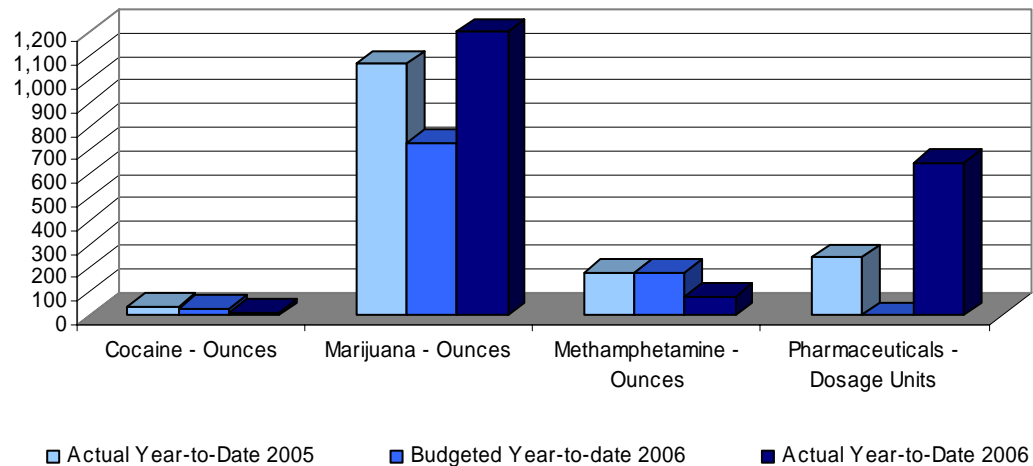
Police Business Telephone Calls



Drug Enforcement Program

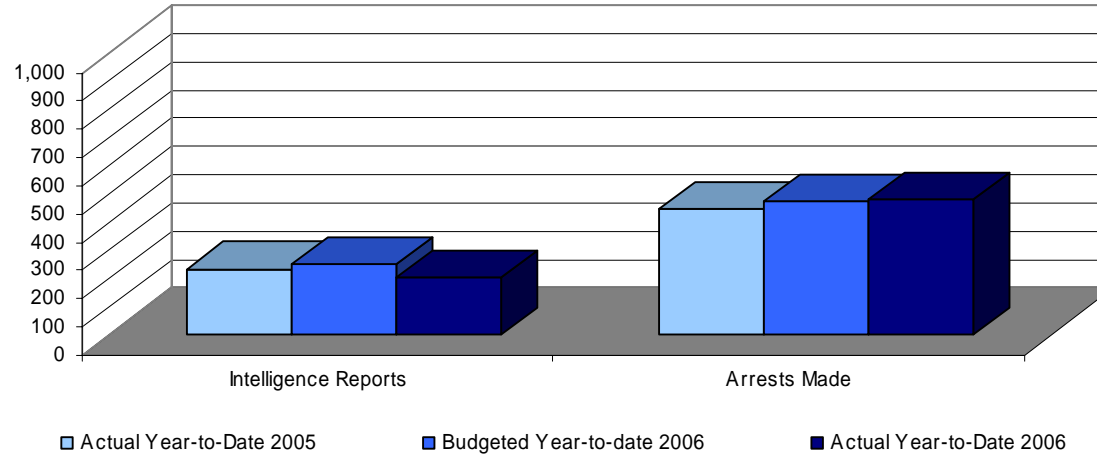
Drug Enforcement Performance Measures	Actual Year-to-Date 2005	Budgeted Year-to-Date 2006	Actual Year-to-Date 2006
Drug Cases	429	474	477
Intelligence Reports	234	250	205
Arrests Made	446	474	481
Case Clearance Rate	95.00%	97.00%	92.00%
Drugs Seized: Cocaine - Ounces	36.60	30.00	10.64
Marijuana - Ounces	1,065.00	729.16	3,026.87
Methamphetamine - Ounces	180.80	182.30	80.32
Pharmaceuticals - Dosage Units	243.00	N/A	649.00
Weapons Seized	N/A	N/A	14
Methamphetamine Hotline Calls	N/A	N/A	17

Illegal Drugs Seized

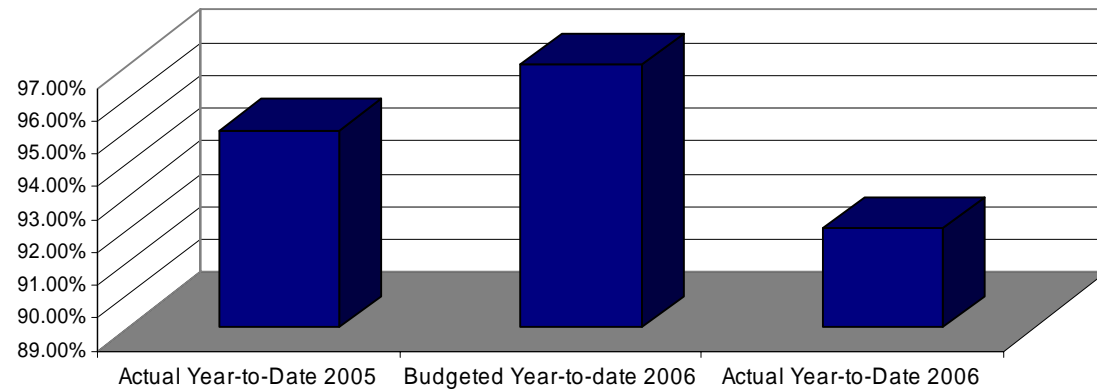


Drug Enforcement Program

Drug Enforcement Cases / Intelligence Reports

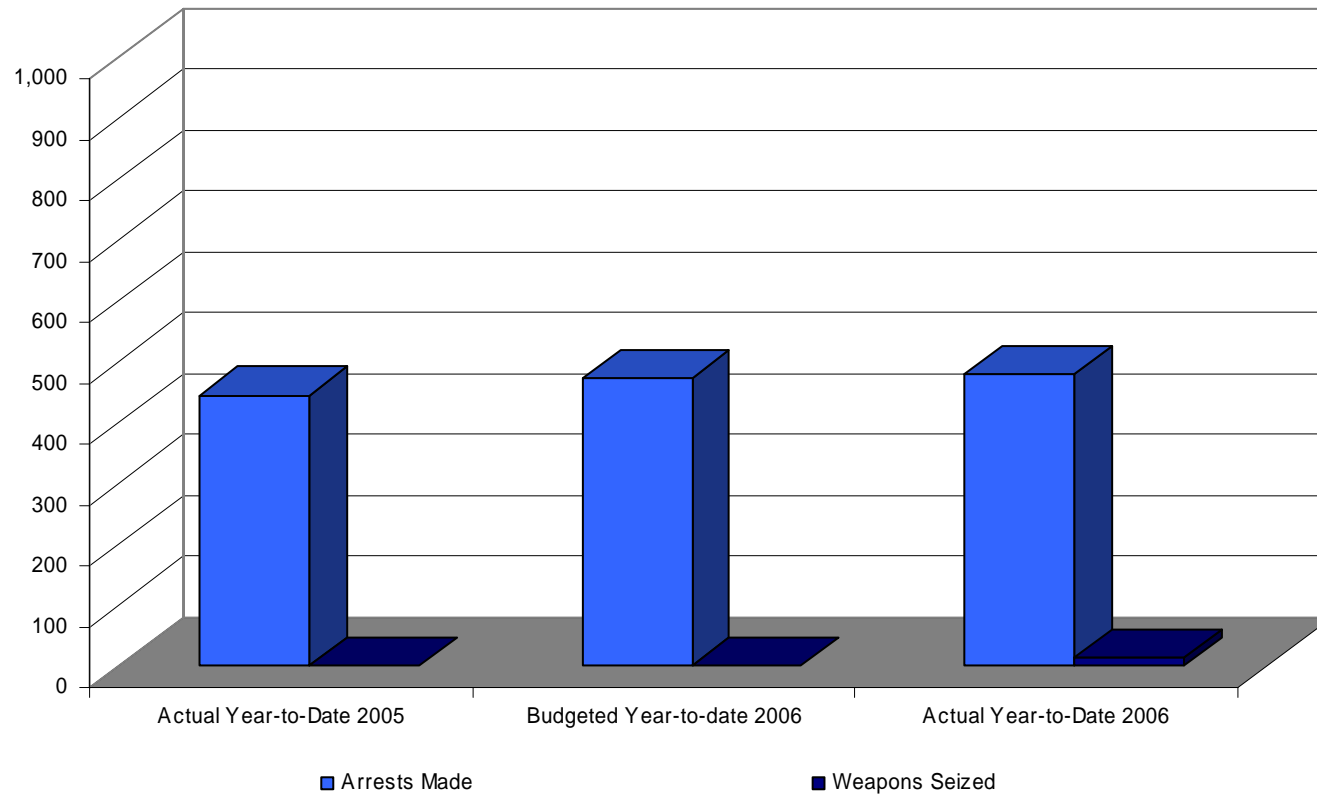


Drug Enforcement Case Clearance Rate



Drug Enforcement Program

Arrests Associated with Drug Enforcement Cases



Patrol Program

Patrol Program Performance Measures	Actual Year-to-Date 2005	Budgeted Year-to-Date 2006	Actual Year-to-Date 2006
Calls for Police Service*	21,270	21,000	21,121
Priority 1 calls	2,348	N/A	2,472
Priority 2 calls	8,600	N/A	8,977
Priority 3 calls	10,322	N/A	9,672
Traffic Accidents	1,530	1,574	1,579
Traffic Accidents with Injuries	404	430	241
Traffic Accidents with Fatalities	1	2	3
Total Citations Issued	10,154	12,500	9,323
Littering Citations	N/A	N/A	47
Loud Vehicle Stereo Citations	N/A	N/A	34
Seat Belt/Child Safety Citations	N/A	N/A	570/72
Warning Citations Issued	7,378	10,000	8,015
Arrests Made	4,238	3,474	2,706
DWI Arrests	343	342	503
Cases Assigned to/Cleared by CID	412/485	1142/764	471/298
Alarm Responses/% of False Alarms	1788/99%	N/A	2017/99%
Emergency Response - Minutes (Priority 1 calls)	4:54	4:45	4:41

* Calls for Service

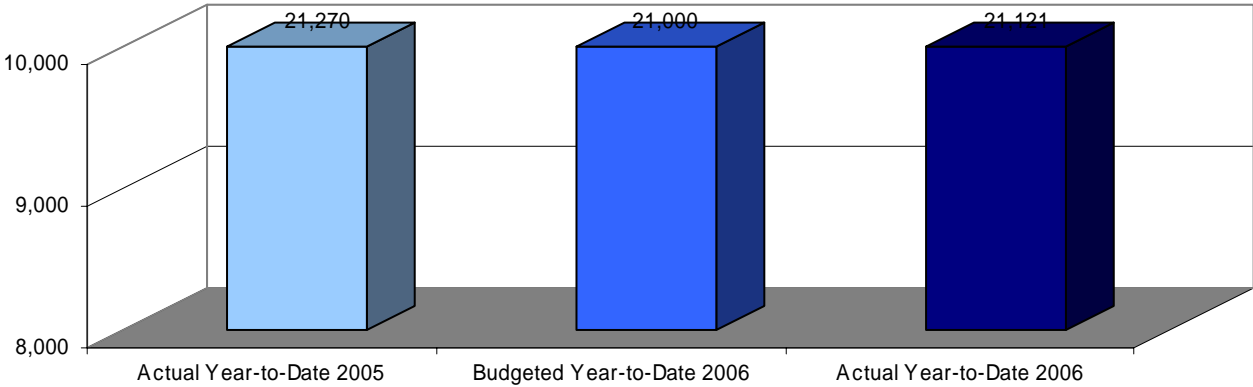
 Priority 1 Calls = Emergency calls

 Priority 2 Calls = Non-emergency calls with the potential to escalate to emergency calls

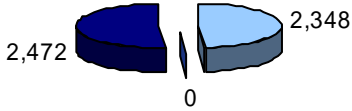
 Priority 3 Calls = Non-emergency calls

Patrol Program

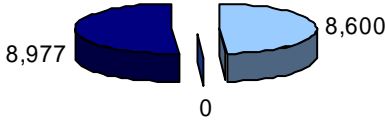
Calls for Police Service



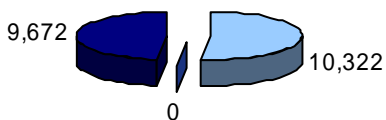
Priority 1 Calls



Priority 2 Calls

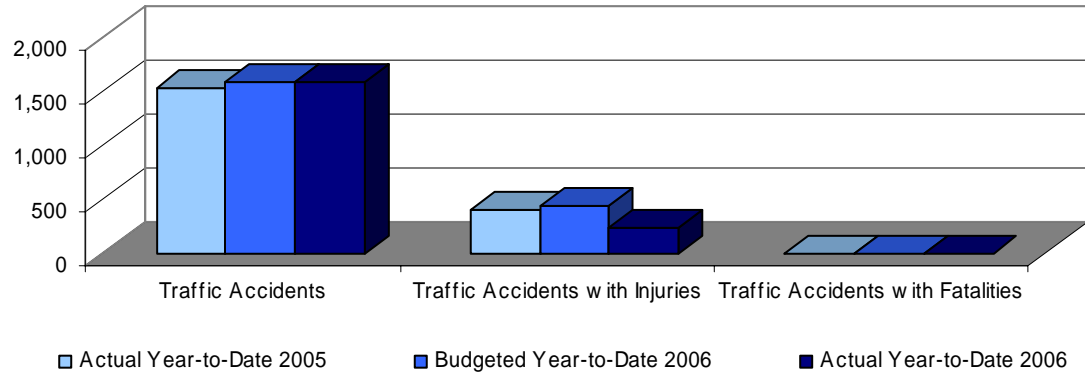


Priority 3 Calls

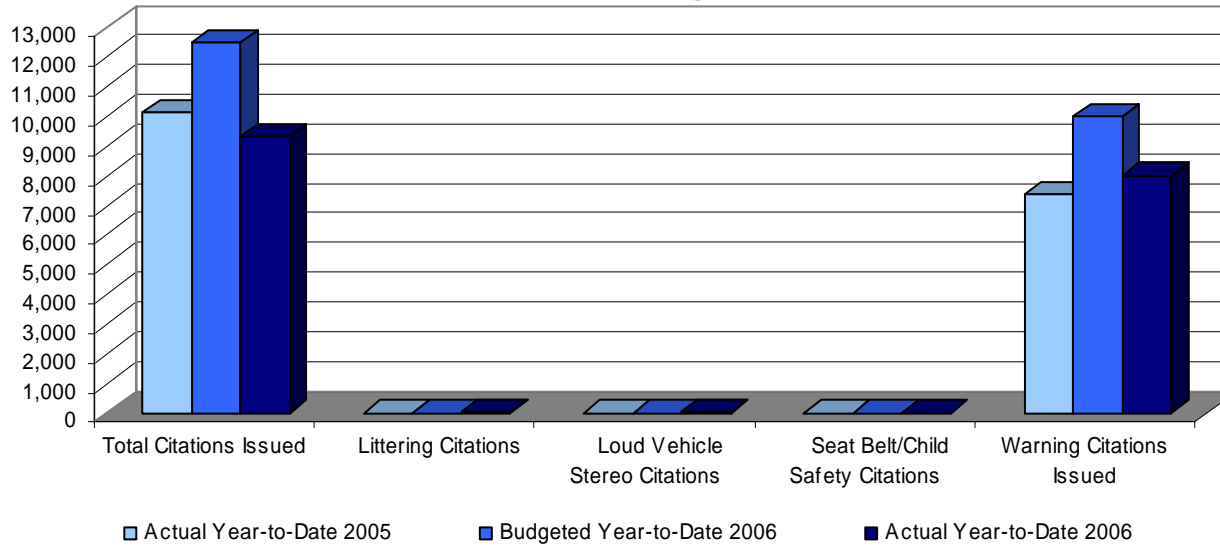


Patrol Program

Traffic Accidents

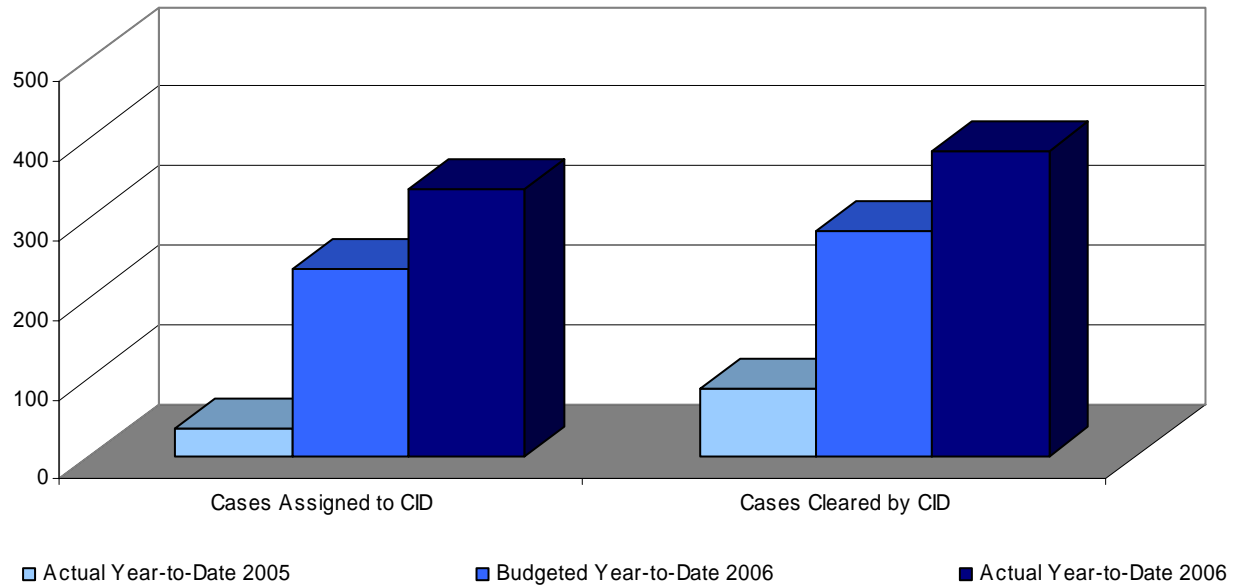


Tickets & Warnings Issued



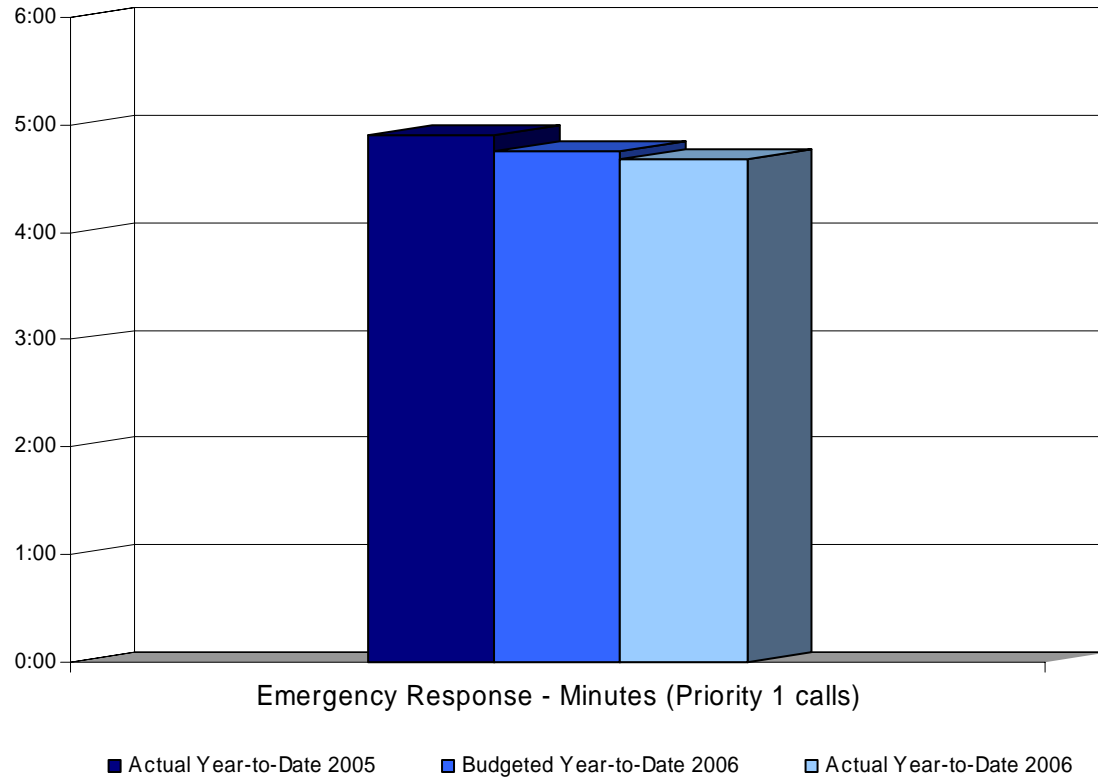
Patrol Program

Criminal Investigation Division Assigned and Cleared Crimes



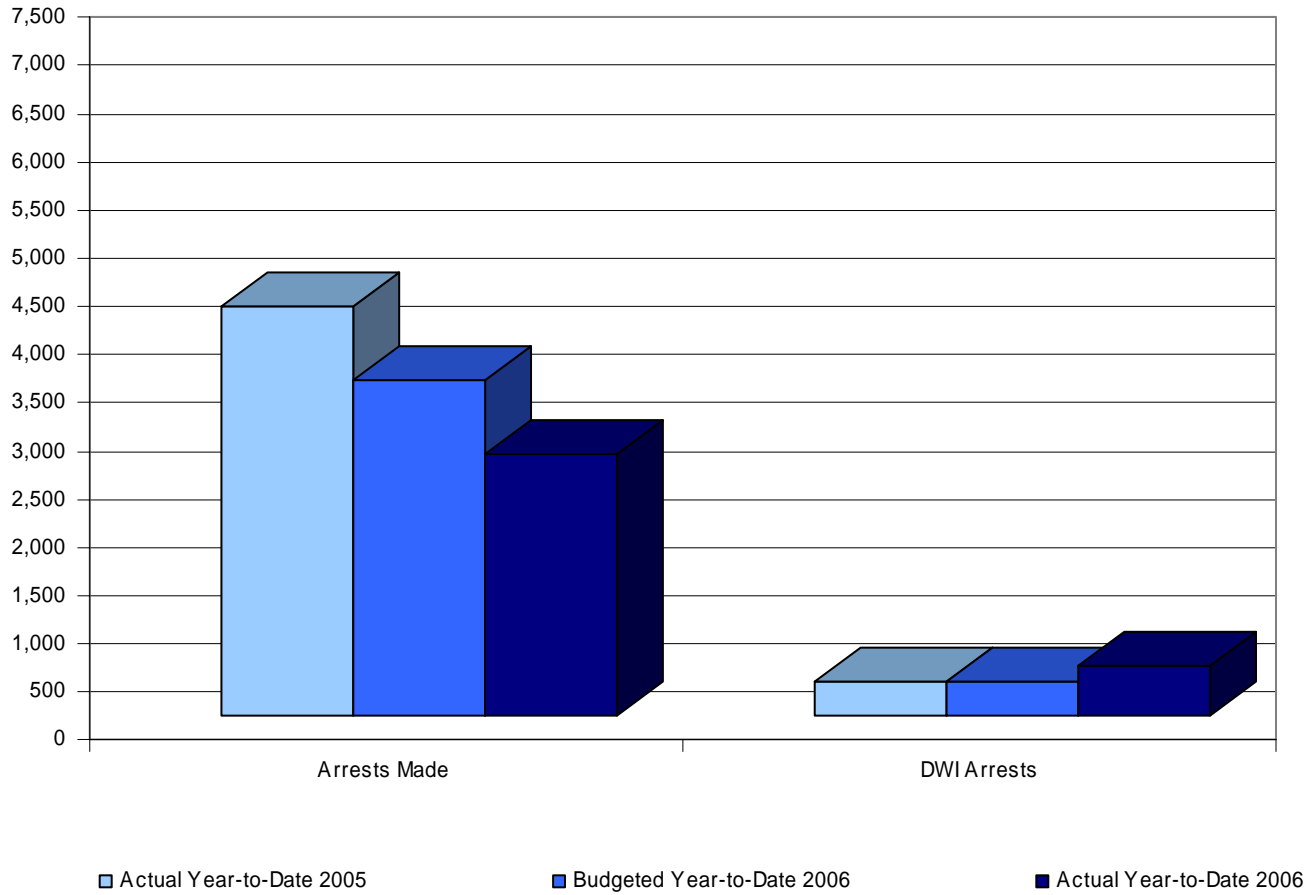
Patrol Program

Police Department Emergency Response Time High Priority Calls



Patrol Program

Arrests



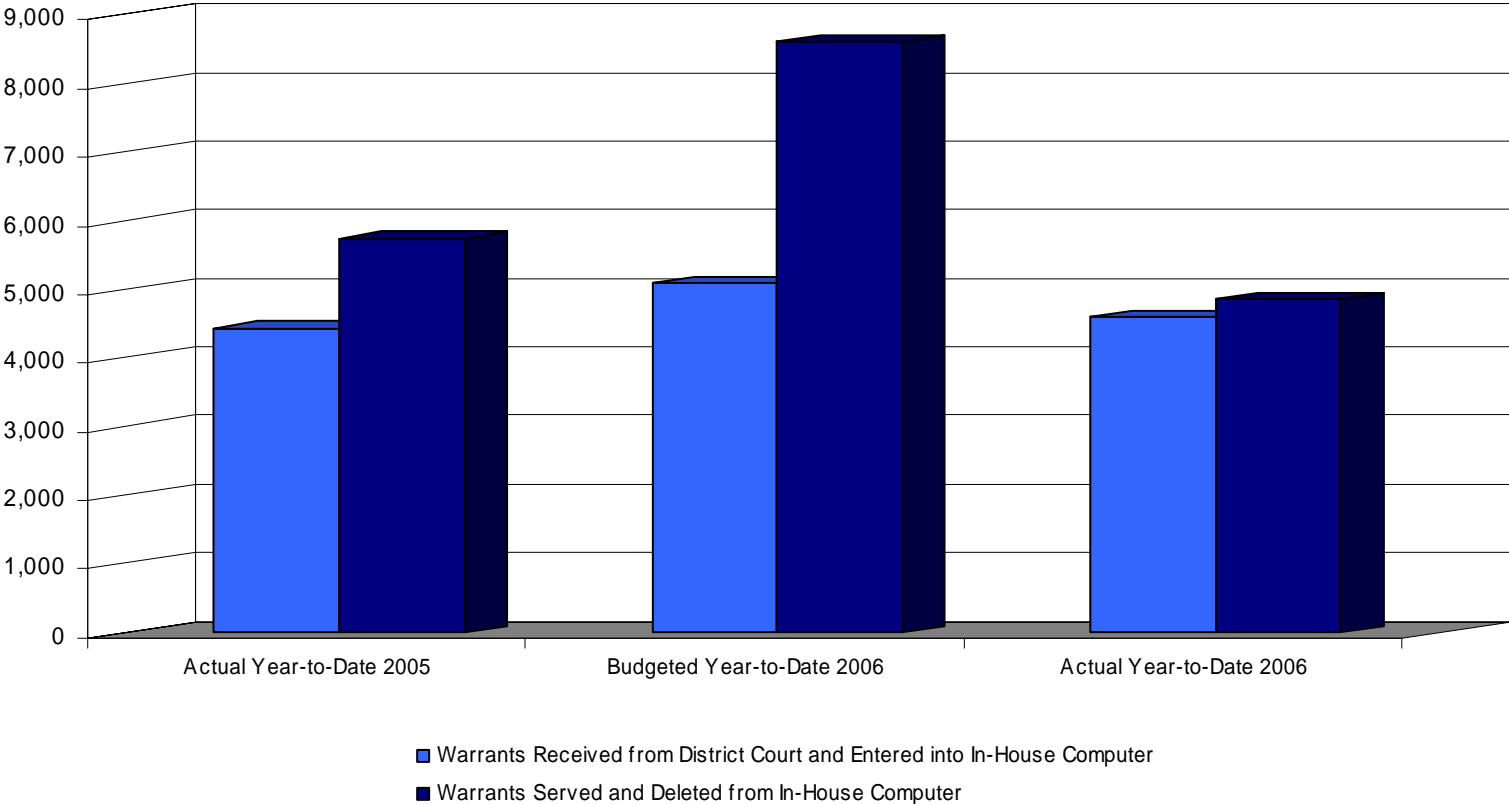
Support Services Program

Support Services Performance Measures	Actual Year-to-Date 2005	Budgeted Year-to-Date 2006	Actual Year-to-Date 2006
Funds Collected on Bonds and Fines	\$ 1,194,818	\$ 1,375,000	\$ 1,344,415
Records Processed	28,345	61,500	26,088
PACE Reports Transcribed	4,787	N/A	7,183
Accidents entered into In-House Computer	1,530	N/A	1,579
Traffic Citations entered into Court Computer	10,219	N/A	10,484
Criminal Citations entered into Court Computer	N/A	N/A	1,377
Arrests entered into In-House Computer	4,449	N/A	2,706
Arrests entered into Court Computer	2,426	N/A	2,759
Warrants Received from District Court and Entered into In-House Computer	4,438	5,100	4,592
Warrants Served and Deleted from In-House Computer	5,750	8,624	4,860
Property & Evidence Items Collected	4,850	5,250	5,789
Percentage of CALEA* Standards Met	N/A	N/A	34.00%
Grants Managed	6	6	5
Grants Awarded	\$ 237,974	\$ 510,000	\$ 249,384

*Commission on Accreditation for Law Enforcement Agencies, Inc. (CALEA)

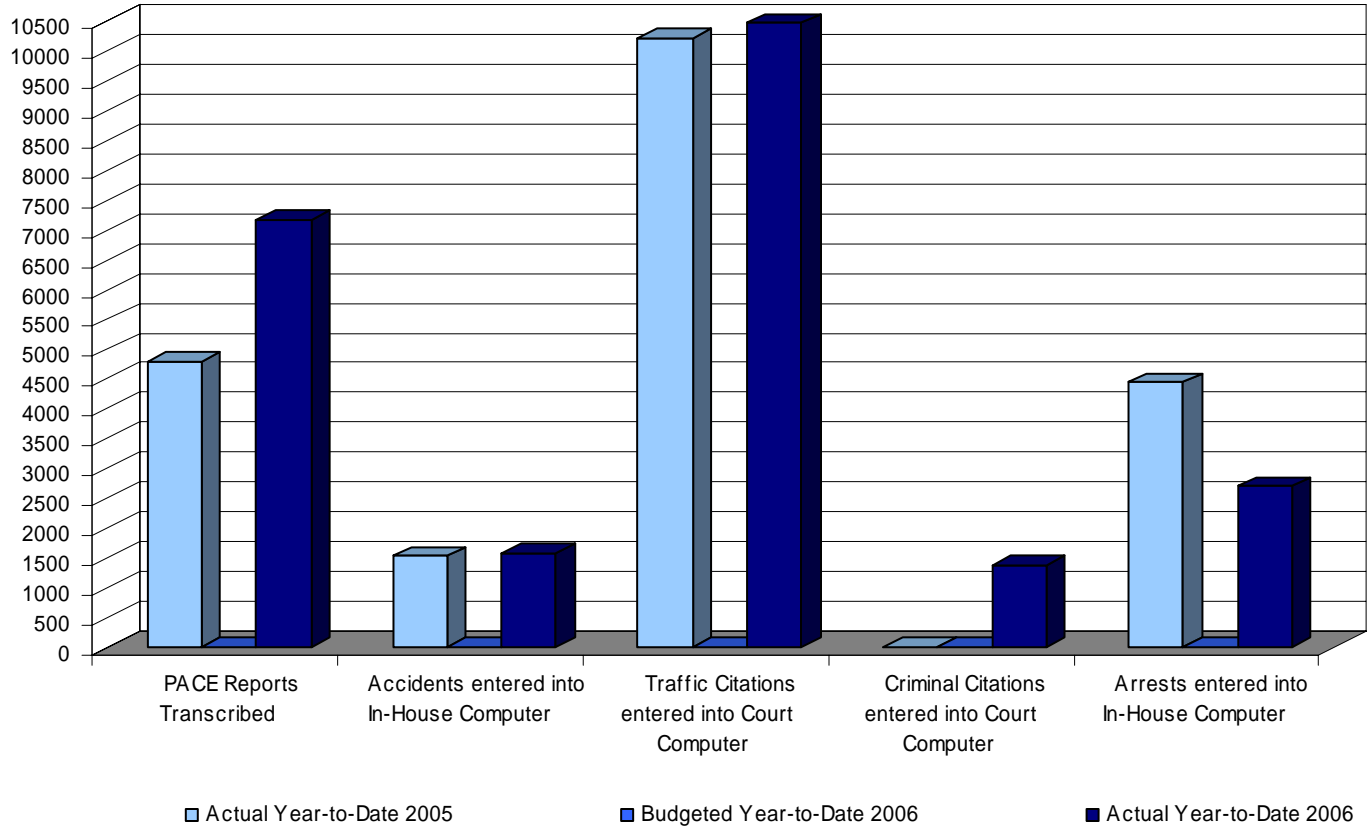
Support Services Program

Warrants Issued and Served



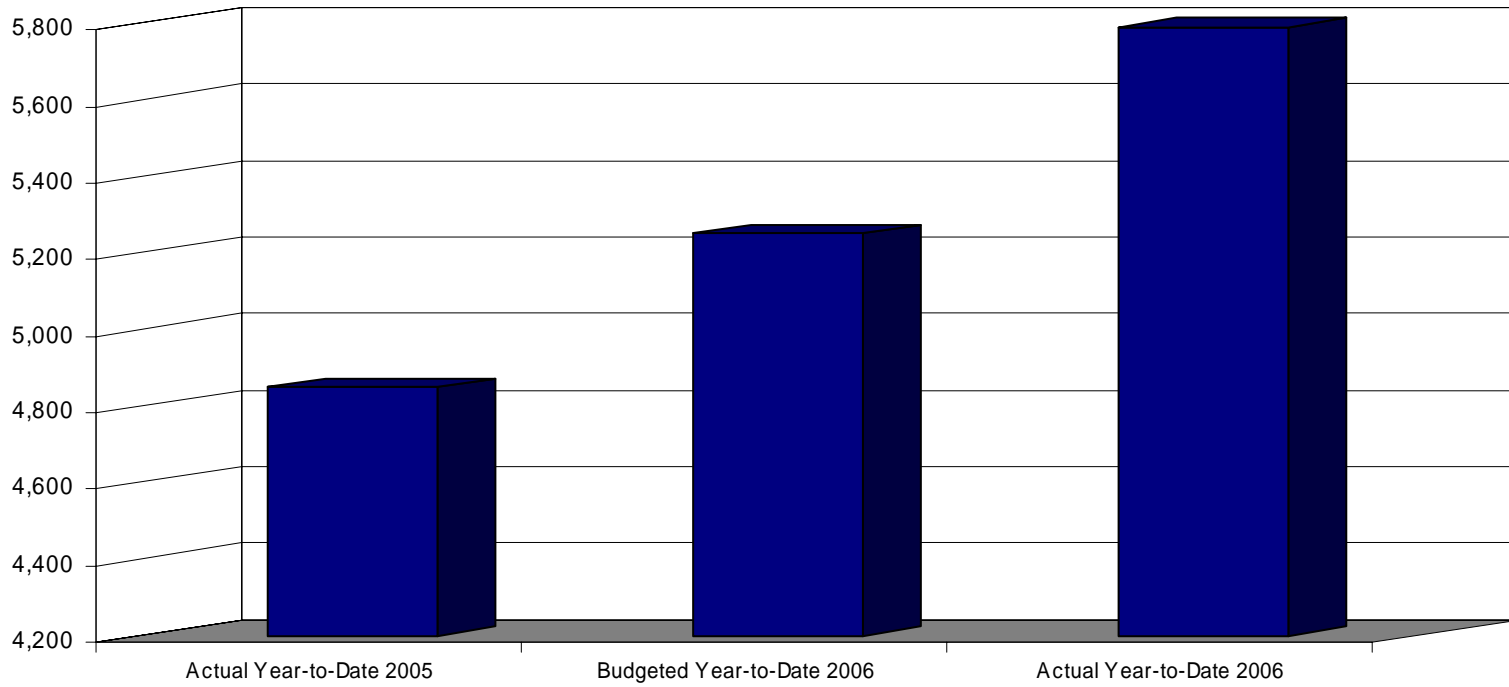
Support Services Program

Total Police Department Records Processed by Type



Support Services Program

Property & Evidence Items Collected



City of Fayetteville, Arkansas

- 2006 Budget Adjustments Requiring Use of Reserves (2nd Quarter 2006)

						<u>Budget Amendments</u>	
Fund	Account Number	Project Number	Project Description	Date	Description	Amount	Adjustment
<i>Use of Fund Balance Items (All Funds):</i>							
1010	1010.0001.4999.99		General Fund	20060404	C: Contract FISD Search	18,892	18,892
1010	1010.0001.4999.99		General Fund	20060627	C: Repl Tower Pre-Amp	10,724	10,724
1010	1010.0001.4999.99		General Fund	20060627	D: Phase II of Comp Surv	38,608	38,608
2300	2300.0930.4999.99		Impact Fee Fund	20060620	D: WSIP Funding	2,500,000	2,500,000
3370	3370.0937.4999.99		TIF Improvements Fund	20060430	E: Close Out Bonds	116,920	116,920
4470	4470.0947.4999.99		Sales Tax Construction Fund	20060403	A: Presentation-Impact Fe	1,600	1,600
4470	4470.0947.4999.99		Sales Tax Construction Fund	20060502	D: Virtual Justice	145,000	145,000
5400	5400.0940.4999.99		Water & Sewer Fund	20060516	D: Rates for Farmington	13,344	13,344
5400	5400.0940.4999.99		Water & Sewer Fund	20060601	C: Marinoni Const Inces	8,423	8,423
5400	5400.0940.4999.99		Water & Sewer Fund	20060606	D: Tech Advisory/Rate/WSP	41,025	41,025
5400	5400.0940.4999.99		Water & Sewer Fund	20060620	D: Impact Fee Update	55,000	55,000
5500	5500.0950.4999.99		Solid Waste Fund	20060418	D: Drop Box Purchases	75,000	75,000
5550	5550.0955.4999.99		Airport Fund	20060525	B: Airfield Restriping	9,650	9,650
5550	5550.0955.4999.99		Airport Fund	20060509	D: 2 80x100 Hangars	105,500	105,500
5550	5550.0955.4999.99		Airport Fund	20060609	C: Upgrade to Terminal	590	590
6800	6800.0980.4999.99		Police Pension Fund	20060630	E: TIF Legal Fees	1,025	1,025
6800	6800.0980.4999.99		Police Pension Fund	20060630	E: Increase Widow Benefit	30,890	30,890
6810	6810.0981.4999.99		Fire Pension Fund	20060630	E: NCPRES Conference	3,463	3,463
6810	6810.0981.4999.99		Fire Pension Fund	20060630	E: TIF Legal Fees	1,025	1,025
						<u>3,176,679</u>	

City of Fayetteville, Arkansas

- 2006 Budget Adjustments Requiring Use of Reserves (2nd Quarter 2006)

						Budget Amendments	
Fund	Account Number	Project Number	Project Description	Date	Description	Amount	Adjustment
<i>General Fund (1010):</i>							
1010	1010.1100.5314.00		Operational	20060404	C: Contract FISD Search	18,892	18,892
1010	1010.6600.5801.00	04050	Tower Improvements	20060627	C: Repl Tower Pre-Amp	10,724	10,724
1010	1010.1210.5314.00		Operational	20060627	D: Phase II of Comp Surv	38,608	38,608
							<u>68,224</u>
<i>Impact Fee Fund (2300):</i>							
2300	2300.9300.7602.48		Operational	20060620	D: WSIP Funding	2,500,000	2,500,000
							<u>2,500,000</u>
<i>TIF Bond Fund (3370):</i>							
3370	3370.9370.5500.00		Operational	20060430	E: Close Out Bonds	110,000	110,000
3370	3370.9370.7501.00		Operational	20060430	E: Close Out Bonds	6,920	6,920
							<u>116,920</u>
<i>Sales Tax Construction Fund (4470):</i>							
4470	4470.9470.5314.00	04019	Impact Fee Study - Street/Fire/Police	20060403	A: Presentation-Impact Fe	1,600	1,600
4470	4470.9470.5801.00	05003	District Court Software Improvements	20060502	D: Virtual Justice	145,000	145,000
							<u>146,600</u>
<i>Water & Sewer Fund (5400):</i>							
5400	5400.1840.5314.00	06010	Utility Rate Review and Analysis	20060516	D: Rates for Farmington	13,344	13,344
5400	5400.5600.5804.00	98076	Water & Sewer Operations Center Building	20060601	C: Marinoni Const Incre	8,423	8,423
5400	5400.1840.5314.00	06010	Utility Rate Review and Analysis	20060606	D: Tech Advisory/Rate/WSP	45,100	45,100
5400	5400.1840.5801.00	04045	Utility Rate & Financial Planner Softwar	20060606	D: Tech Advisory/Rate/WSP	(4,075)	(4,075)
5400	5400.0940.6490.00	05054	Impact Fee Update - Water & Wastewater	20060620	D: Impact Fee Update	(55,000)	(55,000)
5400	5400.1840.5314.00	05054	Impact Fee Update - Water & Wastewater	20060620	D: Impact Fee Update	110,000	110,000
							<u>117,792</u>
<i>Solid Waste Fund (5500):</i>							
5500	5500.5030.5227.00		Operational	20060418	D: Drop Box Purchases	75,000	75,000
							<u>75,000</u>
<i>Airport Fund (5550):</i>							
5550	5550.3960.5314.00	06021	Operational	20060525	B: Airfield Restriping	9,650	9,650
5550	5550.3960.5314.00	06023	West GA Hangars	20060509	D: 2 80x100 Hangars	105,500	105,500
5550	5550.3960.5804.00	05021	Terminal Building Rehabilitation	20060609	C: Upgrade to Terminal	590	590
							<u>115,740</u>
<i>Police Pension Fund (6800):</i>							
6800	6800.9800.5314.01		Operational	20060630	E: TIF Legal Fees	1,025	1,025
6800	6800.9800.5335.00		Operational	20060630	E: Increase Widow Benefit	30,890	30,890
							<u>31,915</u>
<i>Fire Pension Fund (6810):</i>							
6810	6810.9810.5304.00		Operational	20060630	E: NCPRES Conference	3,463	3,463
6810	6810.9810.5314.01		Operational	20060630	E: TIF Legal Fees	1,025	1,025
							<u>4,488</u>
							<u>3,176,679</u>
							<u>3,176,679</u>

Use of Reserves - All Funds

3,176,679

Project Accounting Summary - Second Quarter 2006

Project Title	Project Description	Current Status	2006 Budget	2006 Obligated	Remaining
<u>Aviation & Economic Development Improvements</u>					
Airport Expansion Equipment (AIP#21 REV)	Purchase of a small dump truck with snow removal blade, a skid steer with broom, and a front end loader and back hoe for airport use. The proceeds of the sale of the airport's snow blower will be used to purchase the new equipment.	No activity during the quarter.	90,737	38,243	52,494
Airport Master Plan Update	Through extensive research and analysis, the Master Plan will identify and examine the role of the airport within the region's system of airports. A strategic plan will be formulated that best represents the goals of the community and the airport and sets forth realistic and achievable direction and plan of action for the development of the airport and its environs.	Work is proceeding. As of June 30, Working Paper 2 was completed, which delineates alternate airport development scenarios and prioritizes individual development projects.	110,476	110,468	8
Airport Parking Lot Rehabilitation	To crack seal and rejuvenate asphalt. Repaint parking lot lines and ADA spaces.	Construction bidding was delayed in order to revise specifications and respond to bidder's questions. The project specifications are being revised at this time.	1,250	1,591	(341)
East Corporate Hangars 60' x 60'	To build small corporate-style hangars suitable for twin-engine turboprop aircraft. The hangars will diversify and enhance the airport's facilities for support of General Aviation in the region.	No change as of June 30.	38,973	-	38,973
Economic Development Matches	A cost share agreement with the University of Arkansas to contribute \$40,000 to assist in the cost of preliminary engineering work needed to develop an application to the Economic Development Administration Public Works Program to fund a comprehensive Master Development Plan for the Arkansas Research and Technology Park.	No activity this quarter.	60,000	-	60,000
Fire Sprinkler System - Air Museum	To replace the fire protection sprinkler system in the Arkansas Air Museum hangar.	The project scope has been re-evaluated in order to effect cost reductions. Quotes were solicited on a reduced scope of work. The project was awarded and a purchase order issued.	45,000	8,502	36,498
NW Ark Aviation Tech Center Funding	Funding to the Arkansas Aviation Technology Center for the purpose of developing their capability for national accreditation. The non-profit educational facility provides FAA certification training for airframe and power plant mechanics.	No Change as of June 30.	54,000	54,000	-
Roof Maintenance Program	Repair roofs of Airport buildings.	All scheduled roof repair projects are complete as of June 30.	38,676	37,976	700
Terminal Building Rehabilitation	To remodel the old terminal building. Conceptual plans were developed for the purpose of deciding how to best utilize the unused building area to generate revenue for the airport. The recent agreement with Million Air Inc. to perform the Fixed Base Operations function at the airport has created additional urgency to make modifications to the building. Other uses considered for the first phase of the project will include: aviation-related business, office space, commercial enterprise, educational, and other.	Project is physically complete.	302,854	302,854	-
Terminal Improvements - Sky Venture	A portion of the Capital improvements to the tenants Leased space in the terminal building will be reimbursed to the tenant through a monthly rent reduction.	The improvements have been completed and the tenant occupied the space in June 2006.	24,000	-	24,000

Project Accounting Summary - Second Quarter 2006

Project Title	Project Description	Current Status	2006 Budget	2006 Obligated	Remaining
West GA Hangars	Construction of two (2) 80X120 corporate type hangars on the new West GA ramp currently under construction. The project will leverage \$600,000 in Arkansas Department of Aeronautics grant funds. A portion of the project cost will come from City of Fayetteville General Fund in the form a loan to the Airport fund and will be repaid to the General Fund from the lease revenue.	Resolution 83-06 approved on May 2 authorized a Task Order (#14) with McClelland Consulting Engineers to design and oversee the construction of the hangars. Resolution 109-06 approved on June 6 authorized the airport staff to apply for grants. The first grant in the amount of \$300,000 was approved by the Arkansas Department of Aeronautics Commission on June 14.	105,500	105,450	50
West General Aviation Apron	To provide General Aviation Hangar Apron constructed to the north of the terminal building and to redesign the terminal parking lot entrance.	Resolution 96-06 approved on June 6, authorizes Change Order #2 which restores the original scope of the project, recognizes the restored FAA grant amounts, and extends the time of completion by 90 days. Construction is underway.	848,735	848,734	1

Bridge & Drainage Improvements

AHTD Bridge Cost Sharing Program	AHTD bridge replacement program. The City's share is 20% of the cost. The Dead Horse Mountain Bridge has been selected by the Street Committee.	No activity this quarter.	555,017	35,000	520,017
Drainage Study/Phase II Stormwater Mgt	This project consists of numerous separate smaller projects that address the need for watershed drainage studies and compliance with the EPA's NPDES Phase II Stormwater Regulations.	No activity this quarter.	678,313	292,660	385,653
Other Drainage Improvements	Drainage improvements and cost shares as needed.	There were no drainage projects or cost shares this quarter.	524,135	-	524,135

Fire Improvements

Fire Apparatus Purchases	Purchase of apparatus and miscellaneous equipment.	Purchase of hose should take place in the third quarter.	21,605	7,810	13,795
Fire Apparatus Lease Payments - BoA	Long-term lease purchasing agreement for fire apparatus.	Payments are for the financing of the 2003 and 2004 apparatus purchases and will continue through July 2008.	550,783	247,463	303,320
Fire Equipment/Vehicles - Expansion	Expansion costs for unit #2079 which is a 2005 Chevy 1/2 ton pickup. This unit was originally scheduled as a 2005 replacement unit for #1049. Due to departmental vehicle requirements, an additional unit was necessary that was not anticipated.	Vehicle received in 2005.	20,206	20,205	1
Fire Facility Maintenance	These improvements will reduce the overall utility and maintenance costs for fire facilities.	Flooring and window repairs are being scheduled for the fire station on Garland Avenue. Plumbing repairs are ongoing at the fire station on Center Street.	14,165	3,833	10,332
Fire Station #3 - Expansion	Renovate the old Tyson facility to accommodate a fire station to replace the existing fire station #3 currently located at Drake field.	An architect has been selected and renderings furnished of the new fire station #3.	842,000	-	842,000
Fire Station #3/#5 - Lease Payment	Bond payments to finance the construction costs of the new fire station #3 and the relocation of fire station #5.	Bond issuance is not yet complete.	325,000	-	325,000
Fire Station #5 - Relocation	To construct and furnish a new station in the northern portion of the City to replace the current fire station #5 located at Mission and Crossover.	Groundbreaking will be in the third quarter with construction to begin shortly afterward.	1,846,716	70,440	1,776,276
SCBA Refill System	This project is to add another compressor and fill station for the air bottles to be located at Fire Station 1.	The system has been delivered and installed at Fire Station 1.	44,030	44,029	1

Project Accounting Summary - Second Quarter 2006

Project Title	Project Description	Current Status	2006 Budget	2006 Obligated	Remaining
Information Technology Improvements					
AS/400 Computer Upgrades	This project is for AS/400 iseries hardware and operating system upgrades. These upgrades are necessary to enhance performance, maintain system reliability, and provide adequate storage for expanding applications and data. New versions of software, coupled with an expanding user base, require increasing amounts of resources from the operating system and hardware. Periodic updates to the system allows utilization of technology advances and increases productivity of existing investments.	Specifications are in the final development for the replacement of the City Administration's AS/400.	126,112	-	126,112
Accessfayetteville Technical Improvement	This project provided updates and enhancement to the City's website.	Continued updating accessfayetteville content management system.	25,201	15,079	10,122
Citywide Software Upgrades	This project provide upgrades to the City's standardized software packages.	No significant activity during this quarter	3,000	2,996	4
Document Imaging System	This project is for a document management system to provide digital storage and retrieval of the City's official documents. Prior to this project, the City's documents are stored on film, which had a single point for access and retrieval. The document management system provides management of the City's documents and multiple access points for input and retrieval including lookup and view access for citizens from the City's web site.	Continued developing and working through final testing of document applications, report applications, and Teleform applications. Purchased and installed one additional scanner and software.	71,252	21,549	49,703
Geographic Information System	Build and maintain the City's Geographic Information System.	Continued updating Hansen Assets from the GIS geo-databases. Purchased and began implementation/configuration of Spatialdirect software. Spataldirect software allows end users to download spatial data in a format of their choice continuing the implementation of ArclMS Data Delivery System to assist with data dissemination via the City's website. Replaced one GIS workstation.	100,227	41,792	58,435
Local Access Network (LAN) Upgrades	Build and maintain the City's Network Infrastructure.	Upgraded two console monitors in the computer room. Reconfigured power source breakers to balance power utilization in computer room. Specified and ordered a server blade center. Continued migration of user accounts from NDS to Active Directory	100,000	23,848	76,152
Microcomputer Replacements	To keep user PC hardware up with standards.	Purchased and began installation of 26 pc replacements.	47,176	38,526	8,650
Municipal Management System	This project provided a single vendor solution of a Municipal Management System. The system provides management solutions for the City's infrastructure, such as streets, water and sewer lines, vehicles, buildings, etc. and solutions for managing the City's customer/citizen requests, building inspections, and planning processes.	Continued the migration of Water & Sewer assets from AutoCAD/GIS to Hansen and the migration of street segments and developing integration with GIS and AS/400. Continued modifying and fine tuning applications.	23,345	-	23,345
New World Systems Supplemental Software	These add-on software modules to the City's New World Systems software help leverage the investment in existing software by giving added functionality.	No activity during the quarter.	12,834	-	12,834
Printer Replacements	This is an ongoing project to purchase system and network printers. Several system and network printers have exceeded their expected life. These printers are essential for daily operations. This project ensures that replacement printers can be purchased when needed.	No activity during the quarter.	38,204	3,094	35,110

Project Accounting Summary - Second Quarter 2006

Project Title	Project Description	Current Status	2006 Budget	2006 Obligated	Remaining
Library Improvements					
Library Computer Replacements	This project provides computer resources for the public and staff. This project provides for the replacement of 20% of the library's computers, as well as funding for computing infrastructure replacement.	Project is complete.	1,175	1,162	13
Library Materials Purchases	This project funds the core library service--materials which includes books and audiovisual items provided to the public.	All materials will be purchased by year end.	298,000	149,166	148,834
New Main Library Building	This project funds approximately 80% of the new 88,000 square foot main library and 212 car parking garage at 401 W. Mountain. The remainder is funded with private donations.	Building was completed in the second quarter of 2006.	3,818	3,817	1

Other Capital Improvements

Automated Field Inspection System	To replace field units that were not Y2K compliant and to provide for the purchase of the Hansen Internet Portal and/or other features to improve customer service. Replacement was delayed until the Hansen project was implemented so compatible hardware/software could be determined and bid.	All software and hardware is in place and inspectors are testing the system. The project is 99% complete. Target date for full implementation is Aug. 1, 2006.	48,020	-	48,020
Building Improvements	Repair and maintain roofs, HVAC, plumbing, and other systems.	Activity in the Tyson Building during the quarter: the Special Census was winding up its efforts in Fayetteville and the Walton Arts Center is presently storing some art there on a temporary basis. Staff worked during the quarter in renovating space for the Fire Department Training Facility, joining the Fire Marshals in using the west end of the building.	400,497	211,274	189,223
Building Improvements - Leased Buildings	This project addresses unforeseen issues for leased buildings, repair and maintenance of roofs, HVAC, and other major building systems.	During the quarter, four preventive maintenance inspections were made to leased buildings for the purpose of listing and scheduling needed work. Door locks were rekeyed on the Sang Building.	15,750	-	15,750
Cityplan 2025 Study	The City Plan 2025 will serve as a guide for planning and development over the next 20 years. Dover, Kohl and Partners, an urban design firm, will facilitate the public participation process and create a vision for Fayetteville as well as conduct an economic and transportation analysis.	The City Plan 2025 charrette took place February 10-20, and close to 800 residents participated through public events and a website forum. Dover, Kohl and Partners will return May 17 to facilitate a Policy Summit related to the recommendations and present final recommendations at a community presentation.	246,946	233,609	13,337
Copier Purchase Replacements	Copier additions and replacements.	Color copier purchased for the Police Department which utilizes color copies for mug shots, crime scene photos, DARE brochures, drug awareness education brochures, etc.	18,530	18,336	194
District Court Software Improvements	Project to purchase a new District Court software system. The current court software was written in the early 1980's and the current hardware was purchased in 1992. There is no outside support for the current software and little support for the current hardware which requires a proprietary chip for the current software to run. It is expected that this project will be implemented in multiple phases. Phase 1 is dedicated to upgrading Court software and servers and is expected to be complete by year end 2006. Subsequent phases will include development of electronic interfaces with the City's public safety system and financial system. Total cost for Phase 1 is \$245,000.	An agenda item has been presented to City Council and the contract was approved.	245,000	191,219	53,781

Project Accounting Summary - Second Quarter 2006

Project Title	Project Description	Current Status	2006 Budget	2006 Obligated	Remaining
Emergency Ops Center - Wash Co.	City participation with Washington County for the establishment of a combined emergency operations center to be housed in an existing County facility.	Fayetteville, Springdale and Washington County jointly funded a combined emergency operations center and it is operational.	30,000	30,000	-
Flood Damage Repair - 2004	This project addresses the areas affected by the flooding in the Spring of 2004.	Bids have been received for the damage to the water pier at the White River Baseball Park. Staff is awaiting paperwork to issue the notice to proceed.	29,246	12,986	16,260
Historic Preservation Travel & Training			6,100	631	5,469
Hwy 71 East Square Redevelop Dist. No. 1	This project included the demolition (or gutting) of six buildings located on West Center Street. The leveled and graded lot is now the building site for a fourteen story hotel to be constructed by private developers. In conjunction with the razing of the buildings, was the relocation of primary and secondary utilities on the site. Also associated with this project will be the construction of some three miles of new and replacement sidewalks and curbs and gutter. This work will be completed by city crews, and the costs reimbursed from project funds.	There is no activity to report during the quarter.	207,909	-	207,909
Impact Fee Study - Street/Fire/Police	This project updated the road impact fees based the proposed bond program and estimated costs.	This project is complete. The update will be distributed to the Fayetteville Street Committee in January 2006.	1,600	1,600	-
P.E.G. Television Center - Equipment	Replace equipment up to 12 years old and add expansion of equipment; add two editing systems, editing room construction, field cameras, studio cameras, cable casting equipment, character generation equipment, lighting system, VCR replacement, DVD equipment, monitors, and computers.	A new production intercom system and minor equipment was purchased.	80,547	8,632	71,915
Replacement Copier Funds	Project to replace copiers as needed when existing copier has worn out.	Currently all copiers are in good condition. District Court's copier will have to be replaced in 2007. It is currently on the last year of a five year lease.	142,246	-	142,246
Shelter Quarantine Upgrade	A new exhaust system installed in the cat quarantine and dog room area of the shelter. The exhaust fan system was placed low at the floor, assisting the flow of air out of the designated areas. The system assists in preventing upper respiratory infection and kennel cough along with other airborne diseases. The exhaust fan will also be installed in the cat room after new cat cages are installed. Sinks are needed in the clinic, euthanasia room and cat room for additional sanitation and disease control. A window will be added to the cat room. The sinks and window will be purchased and installed in 2006.	The ventilation fan system has been installed in the dog room and the cat quarantine area. The sinks and cat room window have been installed. The cage unit is expected to be completed by September of 2006.	9,471	-	9,471
Special Census - 2005	The City has contracted with the Census Bureau to conduct a Special Census for Fayetteville. The total cost of this effort is expected to be approximately \$962,000 and is predicted to return approximately \$3 million in additional state turnback funds between October 2006 and May 2010. The Street Fund is expected to receive approximately \$2.0 million and General Fund is expected to receive \$1.0 million.	The City made payment to the Census Bureau in 2005 and used funds in 2006 for the remaining City's cost. Census day was March 30 and approximately 186 enumerators canvassed Fayetteville. The majority of the project was completed in June 2006. The Census Bureau utilized portions of 1851 East Huntsville Road as their operations center for the project.	523,540	472,231	51,309

Project Accounting Summary - Second Quarter 2006

Project Title	Project Description	Current Status	2006 Budget	2006 Obligated	Remaining
Telecommunication Systems Upgrades	This is a telecommunications system upgrade for the Transportation and Parks facilities. The City currently has 13 telecommunications systems located throughout various facilities and five of those systems are outdated and are no longer supported by Nortel Technologies. Upgrades to these systems are essential to ensure no "down time" due to failing software and/or hardware. If any of these systems fail, these facilities will be without telephones until a new system can be acquired and installed. The systems affected by this upgrade are located at the Shop/Park facilities, Engineering and Planning Building, Central Fire Station, Airport, and the Animal Shelter.	Installation of a new telecommunications system at the Central Fire Station is scheduled to begin September, 2006.	28,253	-	28,253
User Fee and Cost Allocation Plan	This project is to conduct a comprehensive user fee study that will provide City Council and City staff the full cost of services. This will be the first user fee conducted for the City since 1991.	The City Council passed resolution 119-05 adopting a User Fee Cost Recovery Policy for City Services. Staff will be presenting various ordinances adopting user fees for specific areas throughout the fourth quarter.	4,060	1,500	2,560
Utility Rate & Financial Planner Software	Purchase and maintain software from CapitalSoft for the purpose of utility rate studies.	The software is installed and is in the process of being tested. This project will continue throughout 2006.	-	-	-
Wash Bay & Covered Storage Improvements	Installation of an additional drive-thru wash bay and a storage shed at Fleet Operations.	Project is on hold while a companion automated wash is re-evaluated.	35,360	-	35,360

Parks & Recreation Improvements

Botanical Gardens/Lake Fay. State Grant	A grant from the Arkansas Department of Parks and Tourism will assist with the construction of Phase 1A of the Botanical Gardens at Lake Fayetteville. Phase 1A includes completion of the Administrative Offices, a Great Lawn, several themed gardens, a trail around the facility, and a parking lot.	A contract between the City of Fayetteville and the State of Arkansas is completed. Construction of the Botanical Gardens is on-going.	115,128	-	115,128
Community Park Development	Purchase and develop a multi-purpose Community Park according to the Parks and Recreation Master Plan. Cummings property was selected for the community park site by PRAB and Park Staff. On September 7 2004, a resolution approving the mayor to enter into a contract with SouthPass Development was approved. This included the donation of 200 acres and 1 million dollars for the development of the park. Terracon Consultants, Inc. completed a work plan (\$1,500) that described all necessary studies needed to determine the impact of the 33-acre landfill located within the property. Estimated cost of the complete study is \$50,000. Staff is working with ADEQ for potential funding of land fill remediation.	SouthPass has purchased the Cumming's Trust. The City is currently waiting to receive a deed for the donated property before planning of the park can begin.	1,689,970	217	1,689,753
Forestry, Safety, & ADA Compliance	Funds were used for the Celebration of Trees give-away, a tree inventory, the Community Tree Planting Initiative program, and grants. Funds also to be used for unforeseeable emergencies occurring due to inclement weather, vandalism, replacement, or renovation of park amenities to meet ADA/Safety standards.	A stump grinder has been purchased. Design for the irrigation at the tree farm will begin in July.	103,481	35,619	67,862

Project Accounting Summary - Second Quarter 2006

Project Title	Project Description	Current Status	2006 Budget	2006 Obligated	Remaining
Gordon Long/Red Oak Improvements	Trail and drainage improvements are needed at Red Oak and Gordon Long Parks. Water runoff from adjoining subdivisions discharges into the lower valley of Red Oak Park creating an erosion problem for the park trail, tree root erosion, and various park amenities. Gordon Long Park has two low water bridges that need to be renovated. This project will improve the safety and usability of the bridges over Skull Creek. The trail at Gordon Long also needs improvements.	The Gordon Long trail bridge project is to be determined after plans for the widening of Gregg Street are identified. The project is being reviewed by City engineers. The City's Engineering Division has completed a preliminary summary and scope for Red Oak park. Crafton Tull and Associates has been selected to complete a detailed survey for Red Oak Park. A grant was submitted by Engineering for drainage improvement of this project. A survey has been completed for Red Oak Park.	145,954	-	145,954
Gulley Park Improvements	Funds will be used to add a parking area in Gulley Park.	Staff met with the Baptist church on Township to discuss options for parking. The church denied joint usage of their property. Staff is partnering with the U of A to receive grant money from the Arkansas Forestry Commission to design bio-swales in the parking lot. U of A is designing the project.	80,000	3,829	76,171
Lake Fayetteville/Sequoyah Improvements	An ADA accessible restroom will be installed to the Lake Fayetteville Boat dock recreation area. The Lake Sequoyah boat docks are being evaluated for replacement/renovation. \$12,000 was approved to replace the bleacher cover at Field # 3, resod ballfield access, concession building renovations, and restripe the parking lot at Lake Fayetteville Softball Complex.	Staff and the Lake Sequoyah boat dock operator have been evaluating the needs and status of the existing boat docks. A survey of boat slip renters concerning their needs was completed in 2005. Staff met with Steven Boss at the U of A Geology Department to discuss bathymetric study of the lake. Staff is currently assessing feasibility of the boat dock for replacement. Evaluation of the Lake Sequoyah project is scheduled to be completed in the third quarter of 2006. The Lake Fayetteville Boat dock restroom contract was awarded and has been received and staff completed installation of the pre-fab structure in June. Lake Fayetteville Softball Complex bleacher cover, resodding of fields, and concession renovations have been completed by staff. Bids are being received for the striping of the parking lot.	165,199	31,637	133,562
Lights of the Ozarks	Lights of the Ozarks is a display of more than 400,000 lights on the downtown square that runs from Thanksgiving until New Years.	No activity during the quarter.	45,826	3,754	42,072
Mount Sequoyah Land Purchase	The City of Fayetteville purchased 68 acres on Mt. Sequoyah in 2003 for \$700,000 with 3% interest until paid. This park is Mt. Sequoyah Woods located at 100 N. Summit Avenue.	Property has closed. The payment plan extends five years to 2008. In 2006, \$153,000 will be paid. Two remaining payments will be made in 2007 and 2008.	153,000	152,600	400
Neighborhood Park Development	Funds are used to develop new neighborhood parks. Braden Park, St. Joseph Park (Lafayette Lofts), Salem Meadow, Asbell Pavilion, Dale Clark Park, Walker Park Lighting and Legacy Pointe Park.	Braden Park is complete. St. Joseph Park cost estimate and donations are being prepared. Salem Meadows Park is in the design phase. Asbell Pavilion is in the design phase. Walker lighting design and bids are complete with the bid expected in June. Legacy Pointe is in the design phase.	324,889	36,433	288,456
Other Park & Safety Improvements	Improvements to Wilson Park east bridge and renovations to the Parks and Recreation Office.	The current funds will be used to build a bridge at Wilson Park on the east side by the swimming pool on Park Street. The University of Arkansas Landscape Architecture Department assisted in the final design. Bid documents are being prepared. Draft design of the office renovation is complete.	165,004	-	165,004
Park Beautifications	Additional flowerbeds were requested at several of the Parks and Recreation Master Plan public meetings.	Walker Entry Sign project has been changed according to the cost and needs of the citizens. Construction began in November. The remaining funds will be used for landscaping, irrigation and utilities for this project.	97,234	41,993	55,241

Project Accounting Summary - Second Quarter 2006

Project Title	Project Description	Current Status	2006 Budget	2006 Obligated	Remaining
Playground & Picnic Improvements	Replacement of old equipment at playgrounds and picnic areas.	\$44,700 was approved to replace the playground/picnic area at Sweetbriar Park. \$150,000 was approved by PRAB for replacement of the playground/picnic area at Finger Park. Additional funding will be requested through Arkansas Parks and Tourism Outdoor Recreation Grant Program for Sweetbriar Park.	194,700	160	194,540
Skate Park	The construction of a new skate park facility located at Walker Park.	The Skate Park construction is complete. Berm design complete. The project was bid in May and came in over-budget and is currently being re-evaluated.	23,831	371	23,460
Tennis/Basketball Surface Renovation	Renovation of Wilson and Walker Park Tennis and Basketball Courts. The resurfacing of the basketball courts at Wilson Park are complete. In 2006, staff will complete the walkway from the west parking lot to connect the basketball court. At Wilson Park benches/bollards will also be added in summer 2006. This project includes resolving retention and drainage issues.	Design is in progress for this walkway and construction is scheduled to begin in September.	10,517	-	10,517
Walker Park Senior Complex	This project is for the new senior center at Walker Park.	During the second quarter, problems developed with the walk-in freezer. It started leaking refrigerate. Another issue on the facility was the fact that the door locks had to be rekeyed due to the change-over in administration. These issues were addressed using a special account of money that was left unspent from construction of the facility. The money in this account must be used for this particular building.	23,550	4,272	19,278
White River Baseball Complex Improvement	Replace ball field lights on two fields at the White River Baseball Complex. These are the original lights installed at the complex. The lights do not meet current standards for recreational or competitive play, which creates a hazard for players, coaches, and umpires. The remaining funds will be used to demolish the dugouts, old concession building, replace the old dugouts, and install a new storage shed.	Storage building, dugouts, demolition of old concession building, and landscaping complete.	10,502	10,500	2

Police Improvements

COPS Methamphetamine Training Grant	Federal Grant for the addition of one officer and the equipment and training to help combat the Methamphetamine epidemic in Washington and Madison Counties.	This grant was extended until December 31, 2006. An adjustment was requested and approved to reallocate contract money into the training account.	51,590	20,274	31,316
Joint Public Safety Command Center	The funds are to purchase a minimum of five acres of property to construct an 80,000 square foot Public Safety Facility to house Police, Fire Administration, Dispatch, District Court, and the Prosecutor's Office.	A/E selection has been completed for this facility. Wilson/Estes will design the building. The next step will be to secure funding (around \$15m). Possible sources of funding will be explored at the next committee meeting on July 18. Further steps are on hold, pending the September vote.	400,000	2,449	397,551
Justice Assistance Grant	A grant for the purchase of computer equipment for police vehicles in Fayetteville totaling \$41,373. Also included is \$26,175 for the Springdale Police Department to purchase Tasers and portable radios. Washington County will receive \$16,887 to support upgrading the In-car video system to digital.	Will purchase five computer systems for police vehicles. Any balance will be utilized to purchase bar code readers or in-car digital video.	41,373	-	41,373

Project Accounting Summary - Second Quarter 2006

Project Title	Project Description	Current Status	2006 Budget	2006 Obligated	Remaining
Police Building Improvements	This project includes the following: the addition of electrical service residing on the emergency generator; making the front entrance handicap accessible and replacing exterior locks; and the improvement of the flooring. The floor tiles have become loose, cracked and uneven causing unsafe conditions.	The dispatch center carpeting has been replaced. The tile on the second floor of the Police Department is currently being replaced. A purchase order has been issued to create a handicap entrance at the front of the building. The balance will be used to purchase additional locks providing programmable fobs for security in the Police building. Plans are being developed to improve signage on the front of the building for easier citizen recognition.	34,226	26,415	7,811
Police Technology Improvements	This project provides for the upgrade and replacement of computer and networking equipment which is obsolete and malfunctioning or additional computers and software to support on-going Police Department needs. By providing updated equipment, officers will be kept informed of pertinent records.	Funding will be used to create the WAN from the Northwest Arkansas Mall Community Oriented Policing Office. The balance will be used to continue to support Police Technology Improvements.	54,000	23,974	30,026
Police Unmarked Vehicles	The Police Department utilizes unmarked vehicles for a variety of tasks, such as gathering intelligence. Other tasks include the following: Conducting pre-raid intelligence for ERT deployment; Conducting narcotics operations; Patrolling for vandals; Patrolling for burglars and thieves; Conducting alcohol enforcement patrols; Conducting surveillance for all the above activities; and Any activity that must be kept covert.	This project is complete. The balance of \$800 will be transferred to Specialized Police Equipment.	13,000	12,200	800
Specialized Police Equipment	Items charged to this project will be the replacement of surveillance equipment as new technology becomes available, funding to complete the mobile video project and additional equipment for patrol such as tasers, night vision and gas masks.	Bid specifications for digital mobile video recorders are nearing completion. These specifications will include the network, storage, three motorcycle units and one vehicle unit.	27,312	2,543	24,769

Solid Waste Improvements

Composter/Mulcher ADEQ Grant Purchase	Grant funding of \$40,000 from the Arkansas Department of Environmental Quality passed through the Boston Mountain Solid Waste District to purchase bagger equipment to sell compost and mulch by the bag and \$8,000 in grant funding to purchase storage containers for recyclable commodities.	Staff is proposing to file a change order with Boston Mountain Solid Waste District to change the grant from storage equipment to a baler for the recycling center. A change order will be filed in the third quarter.	5,481	-	5,481
Composting Site Improvements	Improvements to the compost site are needed to expand the capacity of the operation due to increases in the volumes of yard waste collected. The Arkansas Department of Environmental Quality has cited the facility for non-compliance in the past concerning improper rain run-off at the site. The compost site needs new equipment and operating pad improvements. The composting office area and approach are in need of concrete and asphalt as well as grading around the building.	Staff is reviewing plans for the addition of a water line for watering of compost rows to help in dry conditions. Also adding millings to the roads to help with the standing water issue at the site, which has been a violation of state regulations in the past.	35,648	13,794	21,854
Recycling Improvements	The SAC recycling trucks need modifications to the storage bins located on the truck body. These design improvements will enable employees to more efficiently handle and process the growing volume of recyclable materials generated through the weekly curbside service.	No work was performed during this quarter. Additional work for modifications could occur in the future.	22,620	-	22,620
Roll-Off Recycling Boxes ADEQ Grant	Grant funding provided by the Arkansas Department of Environmental Quality and passed through the Boston Mountain Solid Waste District to purchase roll-off style recycling boxes for the Community Recycling Drop off area.	Staff is proposing to file a change order with the Boston Mountain Solid Waste District to change the terms of the grant to purchase a baler for the recycling center. The change order will be filed in the third quarter of 2006.	3,251	-	3,251

Project Accounting Summary - Second Quarter 2006

Project Title	Project Description	Current Status	2006 Budget	2006 Obligated	Remaining
Solid Waste Radios	Radios are needed to replace broken radios and for more communication needs.	There were no purchases of radios during the quarter. The division will be receiving new trucks in the third quarter of 2006 that will need radio communications.	5,000	-	5,000

Street Improvements

Duncan/California/Harmon Intersections	This project is for the addition of turn lanes for the intersections of Duncan Avenue and Center Street and Harmon Street and California Boulevard.	Design is scheduled to begin in 2006.	80,000	-	80,000
Fayetteville Economic Corridor	The City of Fayetteville received a grant from the Federal government for \$9,000,000 to improve the primary economic corridor of Fayetteville. This area is identified as the Northwest Arkansas and the CMN Business park.	The City of Fayetteville has selected an engineering firm. Contract negotiations are in progress with the selected engineering firm.	2,000	2,300	(300)
Garland - I-540 to Howard Nickell	This project is for the widening of State Highway 112 (Garland Avenue) from the interchange at Interstate 540 north to the intersection with Howard Nickell Road. The project is included in the proposed Transportation Bond Program. The total estimated project cost is \$3.66 million.	Selection of an engineering consultant has been made. Contract negotiations are in progress.	168,000	-	168,000
Gregg - Fulbright to Township ROW	This project is to purchase right-of-way to widen Gregg Avenue approximately 6,200 feet from Township Road to the Fulbright Expressway, as part of an Arkansas Highway and Transportation Department (AHTD) road-widening cost share project.	Project complete.	28,823	-	28,823
Highway 265 ROW, Mission to City Limits	Right-of-way acquisition for the widening of Hwy 265 from Mission to the northern city limits from three lanes to five lanes. The City has agreed to a 50/50 cost share arrangement with the AHTD. The estimated cost of the City's portion is \$7 million. The funding is proposed to come from the transportation bond issue.	It is anticipated that the construction plan design will begin in 2006. The AHTD has scheduled this project for 2007.	-	-	-
Huntsville - Happy Hollow to Stonebridge	This project is the widening of sections of State Highway 16 (Huntsville Road) from the intersection of Happy Hollow Road east to Stonebridge Road. Total estimated project cost is \$2.8 million. AHTD is participating in the amount of \$1.7 millions. The remainder of funding is included in the Transportation Bond Program.	On hold pending approval of the Transportation Bond Program. AHTD will provide design services for the project.	200,000	-	200,000
Huntsville & Happy Hollow - Intersection	This project is for intersection improvements at Huntsville Road and Happy Hollow Road, including reconfiguration of the intersection and the installation of a traffic signal. This project is recommended by the citywide traffic study.	The contract for construction has been awarded. Construction began in January. The construction is approximately 55% complete.	1,380,445	1,267,681	112,764
Kings Drive Improvements	This project is to repair the portion of Kings Drive located from the intersection with Lakeside Drive northward approximately 750 feet.	Preliminary design has been completed and is in review by City staff.	516,503	76,057	440,446
Morningside Dr & 15th St - Signalization	Intersection improvements and signalization at the intersection of Morningside Drive and 15th Street. The project will be designed and constructed by City staff.	AHTD has approved the proposed signal at this intersection. Preliminary design has been completed by the City's Engineering Division and plans have been submitted to AHTD for review.	220,530	53,699	166,831
Mount Comfort & Shiloh - Right-of-Way	This project is for right-of-way acquisition and preliminary design of a major intersection and re-alignment of Mount Comfort Road at the intersections with Shiloh Drive, Deane Solomon Road, and I-540. Construction for this project is included in the proposed Transportation Bond Program. Estimated project cost is \$5.4 million.	The construction of this project is currently contained in the Transportation Improvement Plan that is being discussed by the Street Committee. Selection of an engineering consultant has been made. Contract negotiations are in progress with the selected firm.	400,000	-	400,000

Project Accounting Summary - Second Quarter 2006

Project Title	Project Description	Current Status	2006 Budget	2006 Obligated	Remaining
Mount Comfort Road - Widening & Turn Lan	This project will widen Mount Comfort Road from Ruppel Road to Shiloh Drive to Futrall Drive from two to four lanes. This project is included in the proposed Transportation Bond Program. The total estimated project cost is \$6.2 million.	This project is scheduled to begin design in 2006 with construction pending the approval of the transportation bond program. An engineer has been selected for the design and contract negotiations are underway.	550,000	-	550,000
Other Intersection Improvements	This project will allow for miscellaneous intersection improvements where needed and identified in 2006.	No projects have been identified to date.	200,000	-	200,000
Ruppel Road - Wedington to Mt. Comfort	This project is for the widening of Ruppel Road to a four lane boulevard section from Wedington Drive to Mount Comfort Road. This includes the realignment at Mount Comfort Road to line up with Ruppel Road north of Mount Comfort Road.	Currently on hold pending the approval of the Transportation Bond Program and approval of cost-sharing agreements with developers along Ruppel Road.	500,000	-	500,000
Street ROW / Intersection / Cost Sharing	Street ROW, intersection projects, and cost shares with private development as needed.	No cost shares this quarter.	2,306,694	1,379,326	927,368
Township Widening - Gregg to N College	This project will expand Township Road from two to three lanes for approximately 2,400 feet between Gregg Avenue and North College Avenue and includes anticipated right-of-way acquisition and the expansion/replacement of the crossing over Sublet Creek.	This is a multi-year project that began in the third quarter of 2005. The project is scheduled to be bid in the fourth quarter of 2006.	2,053,810	27,629	2,026,181
Van Asche - Gregg to Garland	This project is the extension of Van Asche Drive as a four lane boulevard from Gregg Avenue to Garland Avenue.	Preliminary survey work has been started for the project. The City's Engineering Division will be designing this project. The project is currently on hold.	320,000	-	320,000
Van Asche Boulevard - Cost Sharing	This project is the extension of Van Asche Boulevard approximately 1,600 feet from Gregg Avenue to the existing street located in the CMN Business Park. The City will be reimbursed 50% of the costs from the developers of the CMN Business Park upon sale of 75% of the property in Phase I.	Garver Engineers has completed the design for this project. The project has been advertised for bid.	1,877,538	128,290	1,749,248

Transportation Improvements

Dickson Street Parking Equipment	This project is for the purchase and placement of parking revenue collection machines in the public parking lots in the Dickson Street area.	This project is still pending City Council approval and is currently unfunded.	-	-	-
In-House Pavement Improvements	Overlay and street improvements needed to preserve the infrastructure.	Asphalt milling and overlay improvements continue throughout the City with several projects currently under way. During the quarter, seven and on tenth miles of asphalt overlay were completed. These projects included Jackson, Lakeside, Hall, and Lake Sequoyah Drive.	1,462,293	1,288,017	174,276
Lake Fayetteville Trails	Projects include developing trail maps, mile markers, signs and kiosks.	Taylor Mack Advertising is creating a trails brochure and kiosks design. EnviroSigns will produce the kiosks. Flint Trading will produce and assist with the installation of the mile markers for the trails. Trail maps will be completed in July 2006. Distance markers have been delivered and are being installed. Kiosk are being designed and expected completion is December 2006.	60,800	19,524	41,276
Parking Deck Rehabilitation	Rehab on the municipal parking deck located on the east side of the Radisson Hotel.	Rehab on the third level began September 13 and is still underway. Repairs to the entrance and exit ramps were completed during the first and second quarters of 2006. Stairwell lights and exterior light packs are being replaced and the project will be completed in the third quarter.	195,527	175,252	20,275

Project Accounting Summary - Second Quarter 2006

Project Title	Project Description	Current Status	2006 Budget	2006 Obligated	Remaining
Parking Garage(s)	City participation in Parking Improvement District plans.	This project was completed on August 10, 2005.	30,000	30,000	-
Parking Management System	This project is to purchase, install, and implement a new parking management software system and new handheld citation equipment.	The development of the interface is underway and scheduled for completion by mid-year 2006.	3,310	-	3,310
Parking Lot Equipment Improvements	Parking access and revenue control equipment replacement in the downtown area. The equipment provides access control into all three levels of the municipal parking deck and three surface parking lots. It also includes revenue control equipment at two levels of the municipal parking deck. Equipment includes four proximity card readers, two magnetic card readers, two revenue control stations, eight parking gates, all entrance and exit detectors and loops, one system server, and all related software to provide a fully integrated and modular system.	All access control equipment has been installed at the three surface lots. Installation of access and revenue control equipment at the municipal parking deck was completed during the first quarter. Training and activation of the system was completed during the second quarter. A few minor programming changes will be made in the third quarter which will complete this project.	59,895	55,288	4,607
Parking Lot Improvements and Overlays	The City currently has 12 public parking lots that are in the Downtown Square and Dickson Street areas. These are all asphalt surface lots that periodically require general maintenance such as crack seal, seal coat, re-striping, pot hole patching, and bumper block replacement. These lots also require a complete asphalt overlay on a less frequent basis. This parking lot maintenance schedule will provide an overlay of one parking lot annually and general maintenance of the other lots as needed.	The employee parking lot located on West Mountain Street is scheduled for repair in 2006. This work will begin late-summer.	23,000	-	23,000
Scully Creek Trail Corridor	Multi-Use Trail-design and construction of approximately 5.5 miles along Scully Creek. This trail will run from Dickson Street to Mud Creek Trail. This project will include multiple bridges, grade separated street crossings, and trail amenities.	The section of the trail from Appleby road to the north side of the Hwy 71B corridor is now under construction.	555,000	36,737	518,263
Sidewalk Improvements	To continue improving sidewalk connectivity throughout the City.	During the quarter, 3,153 linear feet of sidewalk, 3,129 linear feet of curb, and eight ADA access ramps were completed. Some of the new sidewalks were constructed on Hall Avenue, Farr Lane, and Loxley.	701,473	300,848	400,625
Traffic Signal Improvements	Includes two M.U.T.C.D. signal installations per year as warranted, a project to install battery back up systems and overhead video detection at critical intersections.	During the quarter, new galvanized poles were installed at North and Leverett and North and Garland. The Mall Master Signal System was completed after the antenna was relocated.	165,059	108,956	56,103
Trail Development	Funding is needed for trails and/or for the purchase of additional park land according to the Parks and Recreation Master Plan and the Alternative Transportation and Trails Plan. As new trail project contracts are approved by City Council, funding is taken from this project to a new project number in order to track the new trail. Upon completion of the trail, the funding is transferred back to this project to be held in one account.	During the quarter, the trail crew has .8 miles of the Frisco Trail and the Scully Creek Trail projects under construction. The Town Branch Trail will be paved after construction of the bridge has been completed.	1,694,679	342,580	1,352,099
Trimmer/Slipform Paver & Curb Machine	This project will purchase a trimmer/slipform machine which installs curb and gutter along streets or sidewalk sections. This equipment will increase productivity and efficiency of the Transportation Division's overlay and sidewalk programs by reducing the reliance on outside contractors that assist in the installation sidewalk and curbing projects. Control over timing of installation of curb will allow for shortening the overall length of projects, resulting in less disruption to public transportation.	The trimmer/slipform paver & curb machine has been purchased.	195,000	-	195,000

Project Accounting Summary - Second Quarter 2006

Project Title	Project Description	Current Status	2006 Budget	2006 Obligated	Remaining
<u>Vehicles & Equipment Improvements</u>					
Automatic Vehicle Wash System	Purchase and install an effective automatic wash system for large City vehicles. This system will replace a system that has been in place for eight years that is provided at no charge under an exclusive chemical purchase contract. The contract has expired. The proposed system will provide a superior quality of wash at a lower overall cost of ownership and operation than the existing system. The wash system will be installed in an existing bay on the Fleet Maintenance building that houses the current system.	The RFP is complete and a selection committee is being chosen.	170,000	-	170,000
Backhoe/Loader - Expansion	The purpose of this project is to purchase approved expansion backhoes and loaders. The Water & Sewer Maintenance Division will be receiving one front end loader in 2006.	The loader has been ordered with expected delivery in July.	135,000	113,749	21,251
Emergency Response Team Vehicle	An Expansion Emergency Response Team vehicle for the Police Department.	This unit is on order. The chassis has been received by the company and the body is being built. Fleet Operations Division and Police Department personnel have inspected the unit on site in July to ensure it meets specifications.	187,960	187,824	136
Fire Vehicles/Equipment - Replacement	Unit #1049 is scheduled for replacement for the Fire Department.	The replacement unit has arrived. City radios are on order.	25,000	21,794	3,206
Fleet - Back Hoe/Loaders	Fleet will be replacing a loader, unit 639 for the Transportation Division and a backhoe, unit 641 for the Parks & Recreation Division.	The backhoe has been received and the loader is on order and should arrive in July.	211,000	157,197	53,803
Fleet - Construction Equipment	In 2005, Fleet scheduled unit 943, a forklift for replacement for Water & Sewer Division.	Bid specs will be prepared and the unit will be ordered later in 2006.	321,145	304,990	16,155
Fleet - Light/Medium Utility Vehicles	In 2006, Fleet will be replacing the following units with small pickup trucks: unit 142 for Fleet Operations; unit 239 for the Wastewater Treatment Plant; units 240, 241 and 2006 for the Engineering Division; unit 244 for Parking & Telecommunications Division; units 248 and 2025 for the Water & Sewer Maintenance Division; unit 250 for the Building Services Division; units 254 and 2005 for the Parks & Recreation Division; units 256, 275, 2004, 2007, and 2019 for the Meter Operations Division; and units 317, 732, and 733 for the Transportation Division.	These trucks have arrived and assigned to the receiving divisions.	624,324	498,849	125,475
Fleet - Medium/Heavy Utility Vehicles	In 2006, Fleet Operations will be replacing unit 717 for the Water & Sewer Maintenance Division and unit 723 for the Transportation Division. Fleet will also be purchasing four trucks for the Transportation Division/Trail Project - expansions approved in 2005 which have also been ordered.	Replacements for units have arrived and been assigned to receiving divisions. The replacement for 723 will be received in July.	673,149	547,106	126,043
Fleet - Other Vehicles/Equipment	Units scheduled for replacement in the 2005 budget are: 84 a sweeper for the Transportation Division - funds were rebudgeted. In 2006 Fleet is replacing unit 82, water pump for the Wastewater Treatment Plant, unit 79 Jet wash truck with one Self Propelled concrete saw.	Bids for replacement of units 84, 82, and 79 should be received and units ordered in the third quarter.	363,882	135,237	228,645

Project Accounting Summary - Second Quarter 2006

Project Title	Project Description	Current Status	2006 Budget	2006 Obligated	Remaining
Fleet - Police/Passenger Vehicles	Units scheduled as "most likely to be replaced" for the Police Department in 2006 are: 1022, 1024, 1034, 1037, 1044, 1075, and 1082. These will be replaced with Police Crown Interceptors. Unit 118 for the Water & Sewer Division, unit 1002 for the Aviation & Economic Development Division, unit 1023 for Fleet Operations, and unit 1048 PD K-9 unit will be replaced. Unit 215 for Current Planning Division and units 234 and 1009 for community Resources and Code Compliance Division are to be replaced with Honda Elements.	2006 Crown Interceptors should arrive in July. 2007 Crown Interceptors will be ordered in November. Replacements for units 118, 1002, 1023, 1048, 215, 234, and 1009 have arrived.	542,939	279,229	263,710
Fleet - Sanitation Vehicles/Equipment	Two front load refuse trucks (#443 & #445) were due for replacement in 2004 - funds were rebudgeted. Two rear load refuse trucks (#446 and #447) are due for replacement in 2005 - funds were rebudgeted. Three recycle trucks (#448, #449, and #450) are scheduled for replacement in 2006.	Replacements for units 443 and 445, front load refuse trucks, have been ordered. Two rear load refuse trucks have been received and are in service. Three recycle trucks have been ordered.	1,589,622	1,265,599	324,023
Fleet - Tractor/Mower	In 2006, several units are scheduled for replacement: Units 552, 561, 568, 569 and 949 for the Parks & Recreation Division; Unit 559 for the Aviation & Economic Development Division; and Units 556 and 9004 for the Wastewater Treatment Plant.	These units have been ordered.	188,000	87,465	100,535
Fuel Storage Improvements - Replacement	Upgrades and repairs to fuel pumps and equipment.	A re-evaluation of the entire fuel delivery process has been conducted. Fuel tanks and pumps are going to be installed at the Fleet Operations location. Engineering studies are underway.	19,900	-	19,900
Light/Medium Trucks - Expansion	The purpose of this project is to purchase approved expansion light and medium trucks. In 2006, two expansion pickups have been approved for the Water and Sewer Improvement Project managers.	The trucks have arrived and the remaining balance will be used for beacon lights.	31,836	30,754	1,082
Other Vehicles/Equipment Under \$10,000	Non Motor Pool equipment that costs less than \$10,000.		80,237	16,449	63,788
Police/Passenger Vehicles - Expansion	This project has \$55,000 to cover two Taurus expansions - one for the Police Department and one for the Fire Department and one expansion Harley Davidson Police Motorcycle.	The two Taurus models have arrived. The motorcycle has not yet been ordered.	64,029	31,472	32,557
Solid Waste Equipment - Expansion	The purpose of this project is to purchase approved expansion sanitation vehicles and equipment. The Solid Waste Division will receive two side arm refuse trucks in 2006.	Two side arm trash trucks should arrive in July.	450,000	397,908	52,092

Wastewater Treatment Improvements

Computer System Upgrades - W.W.T.P.	Replace SCADA workstations at water and sewer and wastewater plant control rooms and database computers for maintenance and operations at the wastewater plant.	No activity on this project during the quarter.	6,000	-	6,000
Plant Pumps and Equipment - W.W.T.P.	To purchase and/or repair aerator motors and aerator gear boxes. The equipment is essential for the treatment process.	No activity on this project during the quarter.	107,929	20,477	87,452
Testing Equipment - W.W.T.P.	Replace outdated or obsolete laboratory equipment.	No activity during the quarter.	12,267	6,733	5,534
Upgrade/Replace Lift Stations - W.W.T.P.	Repair, replacement, and improvement of pumps and equipment for lift stations.	Replaced an 800 amp generator switch gear for the lift station at North Avenue.	122,683	-	122,683

Project Accounting Summary - Second Quarter 2006

Project Title	Project Description	Current Status	2006 Budget	2006 Obligated	Remaining
W.W.T.P. Building Improvements	Repair, improvement, and replacement of buildings.	No activity on this project during the quarter.	41,000	-	41,000
Wastewater System Improvements Project	WSIP Project - Sales Tax Funded.	e) Construction is underway for the following projects: i) West Side Wastewater Treatment Plant substantial completion December 2007; ii) Noland Wastewater Treatment Plant substantial completion May 2007; iii) WL-5, force mains from the Hamestring Lift Station to the Broyles Road WWTP substantial completion in November 2006; iv) WL-1 and 3, Gravity Lines from Old Wire Road to Gregg Avenue, and from Porter Road to Hamestring Lift Station, substantial completion in March 2007; v) WL-4, Gravity Lines and Force Main from Gregg Avenue Lift Station to Hamestring Lift Station, substantial completion in October 2007; vi) The electrical line relocation on Broyles Road, substantial completion in October 2006. Construction will begin in May for the Hamestring Lift Station, substantial completion December 2007. Easement acquisition is underway for the east side lines. Funding options are being evaluated for financing the remainder of the project. There is a sales tax election on 12 September, 2006, to finance the \$38.3 million in unfunded work.	109,665,766	101,647,456	8,018,310

Water & Sewer Improvements

24" Waterline Improvements & Replacement	Install approximately 2,000' of 24" water main in the north-south easement west of and parallel to West Custer and 3,000' of 24" water main parallel to Lewis Lane, off Morningside Drive, to replace the existing 24" water line that has experienced numerous leaks due to external corrosion. An additional 1,000 feet of pipe was added to this scope of work because it needed to be lowered for sewer line construction, and it will cost the City much less to do all of the 24" line work under one contract. The additional cost will be borne by the WSIP project.	Construction should begin mid year 2006.	839,350	62,140	777,210
36" Waterline Replacement & Protection	Analysis of the corrosion problems on the main 36-inch water supply line from Beaver Water District including the recommendation and construction of appropriate action and corrective measures.	The study by Black and Veatch and McClelland Consulting Engineers is complete. Staff is currently studying various alternatives for future construction, no dates yet.	962,326	308,651	653,675
Broyles Road Extension Improvements	The widening and improvement of Broyles Road from Persimmon to Sellers Trail to comply with Fayetteville development requirements and to provide a suitable access to the west side wastewater treatment plant.	This road construction portion is deferred until after the heaviest portion of the WWTP construction is completed and will probably bid in early 2007. The design is complete.	110,897	-	110,897
Collection System Capacity Management	Project involves updating a computerized sanitary sewer collection model for the Fayetteville system and performance of a specific number of analyses for new developments. The model evaluates the ability of the system to accommodate a particular loading increase.	The analyses of the additional scenarios will occur as developments warrant.	13,764	1,802	11,962
Farmington Sewer Rehabilitation	This project is a cost share with Farmington based on the arbitration agreement. This project reduces sanitary sewer overflows and reduces wastewater flows to the treatment plant. The work being done in this project will not be abandoned when the new plant goes on line. This is an a sub-project to the City-wide sanitary sewer rehabilitation project.	Evaluation and pipeline design is underway with construction to begin mid year 2006.	541,831	176,905	364,926
Gregg - Waterline Relocation	The relocations and improvements of a 12" and an 18" water main along Gregg Avenue between Sycamore Street and Van Asche Boulevard, including a new interconnection underneath the Fulbright Expressway between the CMN Business Park and the Medical Center.	Construction is complete.	267,587	238,659	28,928

Project Accounting Summary - Second Quarter 2006

Project Title	Project Description	Current Status	2006 Budget	2006 Obligated	Remaining
Gregg Street Lift Station Remediation	Remediation of the underground storage tank ferrous chloride leak at the Gregg Avenue sewer lift station.	Remediation is complete. A final report was submitted to ADEQ and the closure report received. Remaining funds are being used to remove the remaining underground storage tanks at other sewer lift stations and at the Noland Wastewater Treatment Plant. Work at the Noland WWTP will be completed in late 2006.	150,469	121,302	29,167
HWY 62 Waterline Relocation Farmington	The work relates to the relocation of the water mains along Highway 62 in Farmington. The Fayetteville water main is in conflict with the planned highway widening and improvement.	Construction is complete.	709,577	531,031	178,546
Mount Sequoyah Pressure Plane Impvs	Water distribution improvement project to correct deficiencies in the Mount Sequoyah Pressure Plane. Private development activities will install water piping with the City to address the pumping and storage needs of this subsystem.	The evaluation of alternatives is complete. The selection of alternatives will be taken to the Water/Sewer Committee and then an engineering contract can be awarded for the design of the pumping, piping, and storage requirements.	1,095,883	117,334	978,549
Mount Sequoyah W&S System Upgrade	A study and design project to replace numerous leaking and outdated water and sanitary sewer mains on Mount Sequoyah, in particular those currently under houses and outside known easements and to ensure that existing residences have legal service connections.	It is anticipated that the design will be complete in the third quarter of 2006.	1,722,613	421	1,722,192
North College Waterline - Maple to North	Relocations and improvements of the water mains along North College Avenue and the adjoining neighborhoods between Maple Street and North Street.	The construction started in the fourth quarter of 2005 and should be complete by the end of August 2006.	1,461,207	1,345,584	115,623
Razorback Road Utility W/S Relocation	This project is for the relocation of the water and sewer utility lines associated with the widening by the AHTD of Razorback Road between 6th Street and 15th Street.	The project is currently complete.	968,042	869,639	98,403
S.C.A.D.A. System Upgrade	To improve controls on the City's water transmission lines.	A design contract is awarded to Black and Veatch in the fourth quarter of 2005 to execute the improvement strategy addressing the highest priority actions. Preliminary designs are complete and final design is underway for the work required on the 36" transmission lines. The SCADA system will be installed at the same time as the pipe construction is completed.	13,925	13,262	663
Sanitary Sewer Rehabilitation	This project reduces sanitary sewer overflows and reduces wastewater flows to the treatment plant. The work being done in this project will not be abandoned when the new plant goes on line. This is an on going multi-year project.	a) The Sanitary Sewer Rehabilitation project for Illinois River Basins 1-5, was awarded. This project uses approximately \$1.1 million State Tribal and Assistance Grants for 2003 and 2004. Construction will begin in April. b) Sewer Manhole Rehabilitation in the amount of \$140,000 was completed in Farmington, per the arbitration agreement. Design by the RJN Group is underway on the line replacement. c) Field inspections of the Hamestring sewer basin are completed and preliminary design is underway by the RJN Group.	7,548,907	2,057,161	5,491,746
WSIP Project Management	This is a subset of the Wastewater System Improvement Project, and involves hiring a two person project management team.	The WSIP administrative assistant was hired in June. The construction manager will start in August. This originally consisted of three persons, but staff feels the mission can be accomplished with two employees.	186,875	1,984	184,891
Water and Sewer Cost Sharing	Cost shares, as needed, associated with private developments.	A cost share with White River, LLC was approved for an upgrade of a waterline to 12" in Oxford Bend Subdivision. A cost share with Reserve, LLC was approved for an upgrade of a waterline to 12" in Mountain Ranch Subdivision.	424,740	35,152	389,588
Water Impact Fee Cost Sharing Projects	Cost-share projects involving the upsizing and upgrading of water mains as required by increased development.	No cost shares this quarter.	118,425	112,492	5,933

Project Accounting Summary - Second Quarter 2006

Project Title	Project Description	Current Status	2006 Budget	2006 Obligated	Remaining
Water Line Projects as Needed	This will provide funding for relatively small projects and improvements that will be identified on an as needed basis. Projects that will be selected are those that exceed the in-house staff's ability to repair, but meet an immediate need based on the frequency of leaks, looping requirements, and relatively small location work requiring contractor capabilities. Once defined, each project will be submitted to the Mayor for approval.	Staff is waiting on identification of projects from the Water & Sewer Division.	191,700	-	191,700
Water & Sewer Operations Center Building	The purpose of this capital project was the construction of an adequate facility and compound for the Water & Sewer Maintenance and the Meter Operations divisions of the City. The compound has been built in the Industrial Park, near Pump Station Road.	Staff process the final change order. The contractor will finish the final documentation and to submit the final request for payment.	248,551	253,705	(5,154)
Impact Fee Update - Water & Wastewater	This project is to update the existing water and sewer impact fees based on the estimated cost of the capital facilities including calculating several fees for the wastewater collection system.	A draft project organization memorandum (Task 1) has been completed and is under review by staff.	122,300	12,300	110,000
Water System Master Plan Study	Update of the City's Master Water Study Plan and computer model by McGoodwin, Williams & Yates.	The update and expansion of the computer model is complete. Staff is currently negotiating a change order to update the model to include the developments over the past year.	36,841	17,694	19,147
Wedington Utility W/S Relocations	This project is for the relocation of the water and sewer utility lines associated with the widening of Wedington Drive from Meadowlands Drive to Double Springs Road by the AHTD.	Construction began in the quarter and is anticipated to be completed in the third quarter.	1,958,077	1,772,991	185,086
WestSide Wastewater Improvement Analysis	This project updates the wastewater flows in the Hamestrung sewer basin, and identifies alternatives that may be required between now and when the West Side WWTP will come on line in May, 2008.		-	1,096	(1,096)

Water & Sewer Services Improvements

Backflow Prevention Assemblies	This project is for installation or replacement of backflow prevention assemblies on City facilities to meet a backflow prevention mandate order by the Arkansas Department of Health.	Staff has finished installing these assemblies at facilities where they are needed. The annual inspection, testing, and maintenance of all backflow preventers currently installed at City facilities has begun and will continue throughout the remainder of the year.	31,253	1,063	30,190
Business Office Improvements	This project involves upgrades to the Business Office to improve customer service.	Purchases are on hold pending the outcome of the recommendations of the Space Adjancy Committee.	49,261	-	49,261
Meter & Equipment Parts Cleaning Machine	The purpose of this project is to purchase a meter and equipment parts cleaning machine used to clean water meters prior to maintenance and testing. Meter maintenance personnel currently clean 1,800 to 2,000 meters per year, and will increase to approximately 3,000 in the near future. At present, water meters and parts are cleaned manually; this machine will allow these items to be cleaned automatically and more efficiently. The machine will also be used for cleaning other equipment and tools used in the Meter Operations and the Water & Sewer Maintenance divisions.	This cleaning machine should be purchased and installed by the end of December 2006. This will allow enough time to write specs, receive bids, purchase and install equipment.	24,000	-	24,000
Utility Rate Review and Analysis	This project consists of issuing an outside contract for a professional consultant to review existing rates and issue findings and analysis. This study will determine appropriate rates to be charged to the various classes of customers of the system that will provide adequate revenue to meet the financial needs of the system.	The City's professional consultant has provided a cost of service analysis for the on-going Farmington contract negotiations.	163,591	118,490	45,101

Project Accounting Summary - Second Quarter 2006

Project Title	Project Description	Current Status	2006 Budget	2006 Obligated	Remaining
Water & Sewer Rate/Operations Study	A rate study might be needed to comply with Federal EPA standards due to the City's participation in the SWCC Revolving Loan Program for financing the Wastewater System Improvements Project if the election for a dedicated sales tax fails.	The remaining monies encumbered are for continuing services that are needed as the City continues discussions with outside City customer groups, Arkansas Natural Resources Commission (ANRC), and for professional services necessary to determine any rate impact associated with financing the remaining cost of the WSIP. It is expected that WSIP financing will be finalized during the third quarter of 2006. Should a formal rate study be necessary, it should be contracted in the third quarter of 2006. This formal rate study is not currently budgeted.	16,500	16,500	-
Water Meters	Automation of meter reading is driven by the need for increased efficiency in managing a large number of accounts with a minimum of administrative costs. The meter replacement program also enhances revenues by minimizing unaccounted for (unbilled) water amounts.	This is an on going project.	430,776	88,379	342,397
TOTALS			166,101,191	123,453,548	42,647,643