

CITY OF FAYETTEVILLE, ARKANSAS QUARTERLY MANAGEMENT REPORT

Fourth Quarter 2006

MAYOR

Dan Coody

CITY COUNCIL

Adella Gray
Kyle Cook
Robert Rhoads
Shirley Lucas

Ward 1, Position 1
Ward 2, Position 1
Ward 3, Position 1
Ward 4, Position 1

Brenda Thiel
Nance Allen
Bobby Ferrell
Lioneld Jordan

Ward 1, Position 2
Ward 2, Position 2
Ward 3, Position 2
Ward 4, Position 2

ELECTED OFFICIALS

Kit Williams - City Attorney
Sondra Smith - City Clerk/Treasurer
Rudy Moore, Jr. - District Court Judge

DEPARTMENT DIRECTORS

Ray Boudreaux - Aviation and Economic Director
Tony Johnson - Fire Chief
Gary Dumas - Operations Director

Paul A. Becker - Finance Director
Greg Tabor - Police Chief
David Jurgens - Water & Wastewater Director

2006 FOURTH QUARTER -- TABLE OF CONTENTS

I.	FINANCIAL SUMMARY	1
II.	GENERAL GOVERNMENT DEPARTMENT	
	Departmental Overview	2-8
	Aviation & Economic Development	9-10
	Cable Administration	11-13
	City Clerk	14
	City Prosecutor	15-16
	District Court	17
	Internal Audit	18
	Library	19-23
III.	FINANCE DEPARTMENT	
	Finance Director	24-26
	Accounting & Audit	27
	Billing & Collections	28-30
	Budget & Research	31
	Information Technology	32-34
	Purchasing	35-37
IV.	FIRE DEPARTMENT	38-41
V.	OPERATIONS DEPARTMENT	
	Operations Director	42-47
	Building Safety	48-49
	Building Services	50-52
	Community Resources & Code Compliance	53-56
	Current Planning	57-60
	Engineering	61-64
	Fleet Operations	65
	Human Resources	66-67
	Meter Operations	68-69
	Parking & Telecommunications	70-72
	Parks & Recreation	73-80
	Planning & Development Management	81
	Solid Waste & Recycling	82-88
	Transportation	87-89
	Water & Sewer Maintenance	90-94
	Wastewater Treatment Plant	95

VI.	POLICE DEPARTMENT	
	Departmental Overview	96-98
	Animal Services	99-101
	Central Dispatch	102-104
	Drug Enforcement Program	105-107
	Patrol Program	108-113
	Support Services	114-117
VIII.	BUDGET ADJUSTMENT SUMMARY	118-119
IX.	PROJECT ACCOUNTING SUMMARY	120-137

CITY OF FAYETTEVILLE, ARKANSAS

CASH AND INVESTMENTS

December 31, 2006

Cash	\$	<u>2,153,486</u>
Investments Held by City	\$	67,217,544
Investments With Trustee:		
Fire Bond Debt Service		302,990
TIF Debt Service		171,649
TIF Redevelopment District Capital Bonds		217,168
Water and Sewer Bonds		1,755,922
Fire Construction Bonds		3,174,558
Sales Tax Bonds Debt Service		1,432,628
Wastewater Treatment Capital Improvement Construction		63,313,968
Sales Tax Construction 2006A Bonds		50,895,608
Town Center Bonds		182,475
Police Pension		10,181,217
Fire Pension		<u>8,597,330</u>
	\$	<u>207,443,057</u>
Cash & Investments 12/31/2006	\$	209,596,543
(1)Cash & Investments 12/31/2005		183,724,327
YTD Average Income Earnings on City-held Investments		4.59%

Note: These numbers are preliminary and subject to change.

(1) Adjusted to year end actual.

General Government Department

Dan Coody, Mayor

Management Agenda

- 1) Strong, Diverse Local Economy
 - e) Airport 20 Year Master Plan Update: Bernard-Dunkelberg & Company, Airport Planning Consultants, completed the Airport Master Plan Update, McClelland Consulting Engineers reviewed the plan and recommended its approval, staff reviewed the plan and recommended its approval, and it was approved for final publication by the Airport Board. The FAA approved the plan and the final document will be presented to the City Council once it has been printed. The plan includes a development plan for the next 20 years, a recommended land use plan, and an Airport Layout Plan (ALP).
- 2) Planned and Managed Growth
 - a) Attainable Housing Policy and Strategy - Funding: Staff included a white paper on housing with the 2007 (FY 2008) federal funding requests. The project is based on a public-private partnership model in which the City proposes to work with private developers to increase the City's attainable housing stock.
- 3) Improved Mobility and Street Quality
 - a) Fayetteville Expressway Economic Development Corridor (College Avenue, CMN, Mall Access) – Project Implementation and Additional Funding: Staff updated the white paper for federal funding for this project. This project remains the City's number one priority for FY 2008 federal funding requests.
- 4) Strong Partnership with the University of Arkansas
 - a) Coordinated Plan for Federal Highway Funding Requests: In the fourth quarter, the US Congress announced that there would be no federal earmarks for FY 2007. Because of this, the University has agreed to keep the City's transportation request as their number one transportation priority in 2007 (FY 2008). Assuming funding cycles resume regular patterns in the future, the City will support the University's number one transportation request in 2008 (FY 2009).
- 5) A Beautiful City – Clean and Green
 - a) Scully Creek Remediation – Funding: Staff updated the white paper for this project and included it in the 2007 (FY 2008) federal funding requests.
- 6) Service Improvements
 - b) PEG Strategic Planning Process Including Upgrade of Cablecasting System: Staff drafted and issued a RFP for a new Digital Server Automated Master Control System. Included in the RFP was a requirement for consulting services that will help initiate a strategic planning process. Bid Award is expected in January 2007.

Aviation & Economic Development

Aviation

The quarter activity remained steady. Annual operations continue to grow at an even pace of approximately 3% per year. Fuel sales have dramatically increased. Million Air exceeded one half million gallons of fuel sold in 2006 for the first time since the airlines relocated to Northwest Arkansas Regional Airport.

Nine bids were received for the Corporate Hangars Construction Project. The project will construct two hangar buildings on the south side of the Executive Apron next to the U of A Corporate Hangar. The designs are based on the U of A hangar design without offices so it will look like the other buildings on the Executive Apron. The low bidder was Bell-Corley Construction LLC of Rogers, Arkansas for a total amount of \$1,270,000.00. The buildings have already been leased by Million Air Fayetteville and SkyVenture Aviation.

The airport received the Fayetteville Chamber of Commerce Impact Award for 2006. The award is presented to the "business that has not only been active with the Chamber but in the community as well, and has been a strong influence on the city and community through their business ventures with the goal of making Fayetteville the best city in which to live, work and play."

The airport terminal parking lot rejuvenating and repainting project is complete. The car circulating system has been changed and a fire lane was painted next to the building.

For the second time this year, the Airport hosted a Wings Safety Seminar in the Airport Terminal. There were 37 in attendance, down slightly from last quarter. Little Rock FAA/ FSDO provided the program and SkyVenture Aviation sponsored the program and meal. FAA plans to hold the meetings at least quarterly at the airport. The next Wings program will be held February 28, 2007.

The Pilot Approach Path Indicator (PAPI) project is complete. FAA installed the system and will maintain it.

Bernard-Dunkelberg & Company, the Airport Planning Consultants, completed the Airport Master Plan Update, McClelland Consulting Engineers reviewed the plan and recommended its approval, staff reviewed the plan and recommended its approval, and it was approved for final publication by the Airport Board. The FAA approved the plan and the final document will be presented to the City Council once it has been printed. The plan includes a development plan for the next 20 years, a recommended land use plan, and an Airport Layout Plan (ALP).

Staff met with Don Harris, FAA Program Manager, to discuss the Airport's development program. This meeting was a follow up to a visit during the FAA Regional Conference held in November. Board Member Richard Green stopped by and helped with the presentation as did Wayne Jones, Airport Engineer. At the end of the meeting, staff felt assured that the program to realign Highway 71 will be recognized as a viable program worthy of funding. The Airport Director had the opportunity to meet with Congressman Boozman to discuss the project and to request funding. The Congressman referred the project to his staff and mentioned that he and his transportation expert would visit the airport to see first hand the work that has been done and that needs to be done.

Staff presented our Master Plan to the Chamber of Commerce Transportation Committee and requested their support for the development plan and specifically, the realignment of Highway 71. The committee was very positive in their support. Staff will prepare a resolution for the Transportation Committee to consider which will forward it up to the Chamber Board of Directors for enactment.

Staff made presentations to the Governmental Relations Committee and the Lions Club on the new Airport Master Plan and have two additional presentations scheduled for after the first of the year.

A BeechCraft Bonanza A-36 based at our airport crashed 3 miles south, on approach to the airport from Ardmore, Oklahoma, December 18, 2006. Weather at the time was a 400 foot ceiling and 10 nautical miles visibility. The National Transportation Safety Board is investigating to determine the cause of the accident. All airport systems were operational at the time of the accident.

The City of Fayetteville City Council Selection Committee selected Tim McCarley to be a new Airport Board Member to take Dave Bowman's place on the board.

A local FAA Part 145 Repair Station has inquired about leasing land to build a repair facility on the airport. Staff is working with them to arrange financing and to design the facility to fit our site. Staff is also working with Steve Rust of the FEDC and Tim Allen of the ADED to get the project.

The Airport tentatively leased the first building site on the new West Side General Aviation Apron to a private individual to construct a private hangar for their new Lear 40. Their attorney has the lease and will return comments early in January. The Airport Board has approved the terms of the lease.

Skyways Productions, the group that produced the 2006 air show, met in planning session and has decided not to have a show in June of 2007. The Canadian Snow Birds have asked to come back for a mid-week show and the committee has agreed. The date is Wednesday, September 26, 2007.

The Airport Engineer and Airport Director met with the Arkansas and Missouri Railroad to discuss the location of the rail spur north of the airport to support Scurlock Industries. The A & M will install the spur and agreed to the location specified by our engineer. Staff will review the final engineering documents. The spur will be an asset to help land the prospect looking to establish the repair station on the east side of the airport.

Economic Development

The City's Industrial Park prospect is still considering the Fayetteville Industrial Park for its project. We continue to work with FEDC and other City Departments to make the decision for Fayetteville.

The Local Redevelopment Authority met several times to discuss the disposition of the Leroy Pond Reserve Center. The VA is now interested in the property and has submitted a proposal. The LRA Committee (Ray Boudreaux, Steve Rust, and Susan Thomas) met with Congressman Boozman who supports the VA application.

Staff attended the Quarterly Business Analysis which included a brief on the local, state, and US economy. Area unemployment remains low at 3.3% which reflects full employment. There were 6,100 jobs added to the NWA market in the last 12 months. The only drag on the local economy is the number of housing units available for occupancy but empty. There are 652 houses completed, but unoccupied in Washington County representing a 17.1% increase over last year. Benton County has 2,304 houses completed but unoccupied representing an increase of 229%.

City Attorney

Garnishment Actions - The Assistant City Attorney filed no responses, answers to interrogatories or other pleadings in garnishment actions.

Bankruptcy - The City Attorney's Office filed no Proofs of Claim in bankruptcies involving the City.

John LaTour v. City of Fayetteville, et. al. – United States District Court # 02-5001. Mr. LaTour sued the City, the City Attorney, City Prosecutor, Assistant City Prosecutor, one of the Planning Commission members, and a City Sign Inspector for enforcing the sign ordinance and prosecuting Mr. LaTour. The Court dismissed all personal liability claims and the ten million dollar claim for punitive damages as well as Mr. LaTour's claim we discriminated against him. Mr. LaTour appealed to the Eighth Circuit Court of Appeals. The Eighth Circuit affirmed the City's victory and denied Mr. LaTour's request for a rehearing. Mr. LaTour has begun the steps to request certiorari to the U.S. Supreme Court.

Raymond Setzke v. Fayetteville Officer Jeremy Grammar, Chief Frank Johnson, Washington County Sheriff Whitmill, et. al., Civil No. 04-5046 Eighth Circuit Court of Appeals – After this case was dismissed by the Federal Judge, Mr. Setzke was allowed to appeal pro se without paying any filing fee to the Eighth Circuit. The City will continue to defend this case.

City of Fayetteville v. Washington County Assessor, Washington County, Fayetteville School District, Fayetteville Public Library, et. al., Washington County Circuit Court Case No. CV 05-559-2 – The City Council authorized the City Attorney to file a Declaratory Judgment suit in order to clarify the law concerning how the tax increment should be distributed by the Assessor after the formation of the Highway 71 East Square Redevelopment District No. 1. This TIF district's project is the acquisition and demolition of the blighted area involving the Mountain Inn, Court's Building, old Niblock Law Firm and Red Bird Cafe, as well as sidewalk and crosswalk improvements throughout the district.

The Trust Indenture approved by the City Council requires the City to seek the maximum amount of tax increment allowed by law to pay off the TIF bonds which will fund the project. Following a bench trial, the Circuit Judge ruled that the amounts used for funding the Redevelopment Bonds as certified by the County Assessor were correct. Although this amount should be sufficient to fully pay the TIF bonds, the Trust Indenture requires the City to seek additional millage increment and so an appeal to the Arkansas Supreme Court is necessary. The City Attorney filed a Notice of Appeal and filed the Record in the Arkansas Supreme Court. The City Attorney filed the City of Fayetteville's Appellant Abstract, Addendum and Brief. Oral argument will be held February 1, 2007 in Little Rock before the Supreme Court.

Jeanny Romine v. City of Fayetteville, Washington County Circuit Court Case No. CV 05-1221-4 – Ms. Romine sued the City for Inverse Condemnation on June 10, 2005 because of what the City believes is a private sewer line (but what Ms. Romine alleges is a city sewer main) caused sewer overflow onto her property. The City had offered to build a city sewer main across her property in 1998 to fix this problem, but Ms. Romine refused to give access by a sewer easement for this project. Ms. Romine is demanding not less than \$250,000.00 even though the property tax appraisal of her property is \$93,500.00.

The City Attorney has answered and denied liability. Discovery and deposition of the plaintiff have been accomplished. Two months before the scheduled trial, Ms. Romine sued her neighbors and alleged new grounds against the City, so the City filed a Motion For Continuance which was granted. Ms. Romine has recently filed her Third Amended Complaint.

The City Attorney moved to quash the summons issued against David Jurgens individually. After a hearing, the Court quashed the summons removing Mr. Jurgens from the case. Later, Ms. Romine's attorney properly moved to add Mr. Jurgens. This motion was granted despite opposition from the City and notice to the Court and parties that Mr. Jurgens would be entitled to a stay of the trial dates of February 6, 7, and 8, 2007 if he was added as a party.

The City Attorney has filed a Motion for Summary Judgment on all claims made against the City.

Bozarth v. City of Fayetteville – CV 2005-2749-2 – The Assistant City Attorney filed an Entry of Appearance in this appeal of the Board of Adjustment's denial of setback variances for an unpermitted carport. Bozarth voluntarily dismissed his suit and will go back to the Board of Adjustment with a much reduced variance request.

City of Fayetteville v. Commonwealth-Ghosen Theatre Corp. – CV 2006-987-2 – This is one of only two condemnations the City of Fayetteville had to file in order to obtain easements for new sewer lines required for the Wastewater System Improvement Project. The Assistant City Attorney's Motion for Possession and a Motion To Dismiss Defendant's Counterclaim, were both granted by the Court. Discovery is ongoing.

City of Fayetteville v. Heylinger – CV 2006-990-4 – This is the other condemnation action necessary to complete the Wastewater System Improvement Project. The Assistant City Attorney is still working on a possible settlement of this case. This is set for trial on March 6, 2007.

Howell v. Fayetteville Police Officer Lee, et al. – CV 06-195-4 – Mr. Howell was arrested for domestic battery and terroristic threatening by Officer Lee after a 9-1-1 call from Susan Howell. Probable cause was found by Judge Ray Reynolds during a hearing two days later. Mr. Howell claimed he was arrested without probable cause. The City, by insurance lawyer Randy P. Murphy, filed an Answer and Motion To Dismiss. The City Attorney obtained affidavits from the officers and 9-1-1 operator and a transcript of Mr. Howell's Rule 8.1 hearing for use in a Motion For Summary Judgment if necessary. The Court dismissed Mr. Howard's claims. Mr. Howard was allowed to appeal this dismissal without paying any costs, but has failed to follow through so we are seeking to dismiss the appeal.

Wanbaugh v. Fayetteville Police Officers Fields and Faught – Civil No. 05-5214 – Mr. Wanbaugh refused to submit to arrest on a felony warrant for probation violation. A tazer had to be repeatedly deployed to attempt to gain control of Mr. Wanbaugh, handcuff him and get him into the police car. Mr. Wanbaugh has pleaded guilty to felony battery for injuring the police officers he is now suing. The City has filed a Motion For Summary Judgment and is awaiting the Magistrate's decision.

Tony Catroppa, et al. v. City of Fayetteville – CIV 2006-885-4 – Four restaurant/bar owners sued the City of Fayetteville in an effort to enjoin the City from changing how it has enforced the smoking ordinance. The City agreed to a Consent Order Granting a Preliminary Injunction During Pendency of the case to avoid possibly incurring large damages which were reduced by agreement in an Amended Petition. This case is scheduled for trial on April 3, 2007.

Shirkey v. City of Fayetteville – CV 2006-1687-1 – A neighbor and another person have sought to appeal the City Council’s approval of the Large Scale Development of Divinity Hotel and Condos. The City has filed a Motion To Dismiss alleging lack of standing and failure to join a necessary party, the developer/owner of Divinity Hotels and Condo property.

The Judge held that the plaintiffs had standing, but allowed the intervention of the Divinity Hotel and Condo project. This case is scheduled for trial on March 13, 2007.

Jerald K. Davis v. Corporal Roy Knotts and Officer Paul Twardowski, et al – Federal District Court, Case No. 06-5032 – Fayetteville Police Officers were dispatched to a domestic abuse disturbance involving Mr. Davis and his wife (who was transported to the hospital for a dislocated elbow and small fractures of her foot and arm). Mr. Davis was arrested and taken to the County Jail. His only claim against the officers is that they did not allow him to get his keys and billfold before going to jail. Scottsdale has furnished defense counsel who should soon move for summary judgment.

Justin Slaughter v. Officers Jeremy Grammer, Travis Lee and Jason French – Federal District Court No. 06-5722 – On November 26, 2003, Police Officer French pulled Justin Slaughter over for Careless Driving. Officer Travis Lee assisted. K-9 Officer Jeremy Grammer was called after Mr. Slaughter refused to consent to a search the vehicle. The dog sniffed the outside of the vehicle and alerted on the driver’s door. The dog was then allowed to enter the car and alerted under the driver’s seat. Officer Grammer found a small amount of marijuana “shake” under the seat, but Mr. Slaughter (who claimed this was not his car) was not arrested and allowed to leave with a warning for Careless Driving. Mr. Slaughter alleges this was an unlawful detention and unlawful search and that he suffered embarrassment and humiliation.

Library

Received and announced the LEED-Silver rating from the U.S. Green Building Council.

Staff completed an initial analysis of energy use at the Blair Library. From December 2005 through November 2009, FPL used \$43,000 less than the average energy used in public buildings. This includes electricity, gas, and water.

By year-end, 4% more library materials were checked out than in 2005—from 830,693 items in 2005 to 863,484 in 2006. The highest percentage growth occurred in the second half of 2006 with a 13% increase over 2005.

Self-checks remained steady at about 60% of all items checked out. This will increase when staff is able to implement self pick-up holds, automated fine payments, etc.

Overall programming attendance increased by 23%. However, the largest increase was seen in young adult program attendance because staff increased the number of programs and the quality of the programming.

Purged library database of cardholders who have not used the library in the past three years—this reduced cardholders from 68,000 to 53,500.

Gubernatorial candidate Mike Beebe incorporated public libraries into his campaign and used FPL as an example of what can be done for communities.

The Library Board of Trustees approved the strategic plan on October 19, 2006. Progress by year end includes:

- Bank of Fayetteville presented a check for \$15,000 for three remote book drops to be stationed at bank locations and Steve Jones of On-Time Couriers is sponsoring pick-ups at cost
- Completed a marketing plan
- Launched a revised newsletter (Foundation)
- Library, Friends, and Foundation are working together to clarify roles
- Implemented several self-service enhancements including online registration and fine payment
- Selected a vendor for high-speed Internet connectivity
- Launched an all-volunteer Reading Roadshow outreach to Head Start centers
- Made laptops available for use within the library (Gates Grant)
- Launched MP3 players for check-out (Friends)
- Completed in-house redesign of library's website front page—www.faylib.org

Received Trustee Maurice Roberts resignation from the Library Board after nine years of dedicated service.

Held two Roberta Fulbright Society sponsored author events—Matthew Bogdanos (Thieves of Bagdad) and Marc Brown (children's author and Arthur creator). Over 1,200 attended these events.

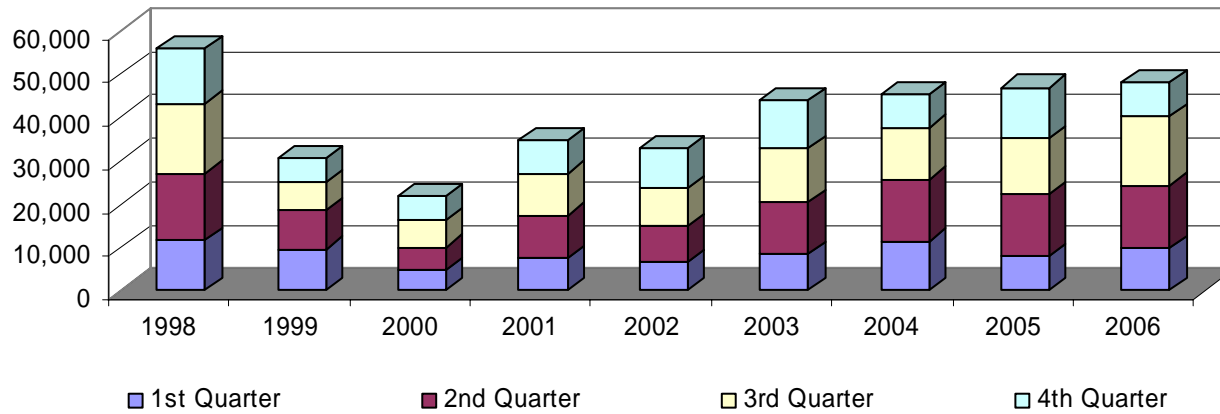
Celebrated 25th anniversary of the Friends of FPL.

Hosted the annual Arkansas Library Association meeting at the Radisson Hotel; held reception for 300 librarians and vendors at Blair Library.

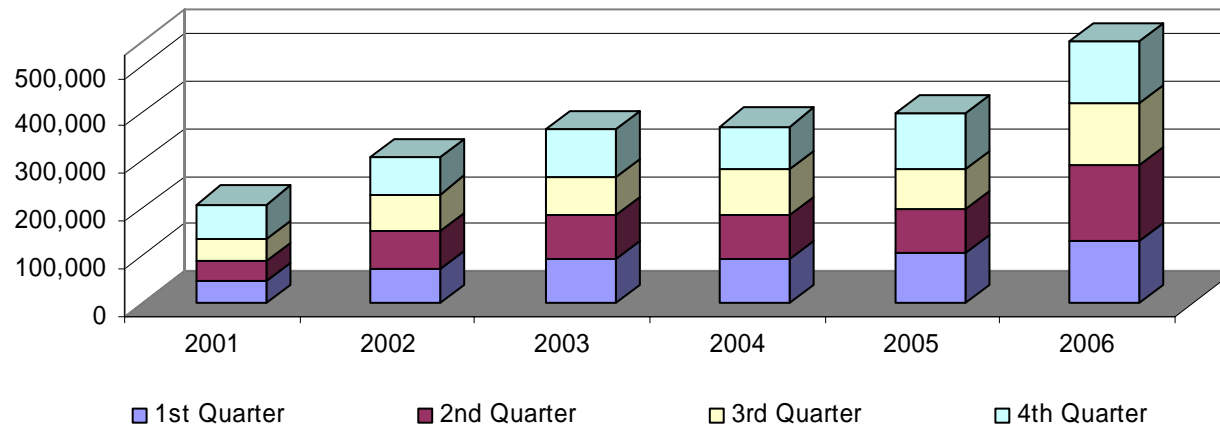
L. Schaper, Executive Director, moderated a panel discussion at the Library Journal Design Institute on December 5 in Queens, New York. A \$20,000 National Endowment for the Arts grant was received for a Big Read program in 2007.

Aviation & Economic Development Division

Quarterly Comparisons of Aircraft Operations Counted by Tower

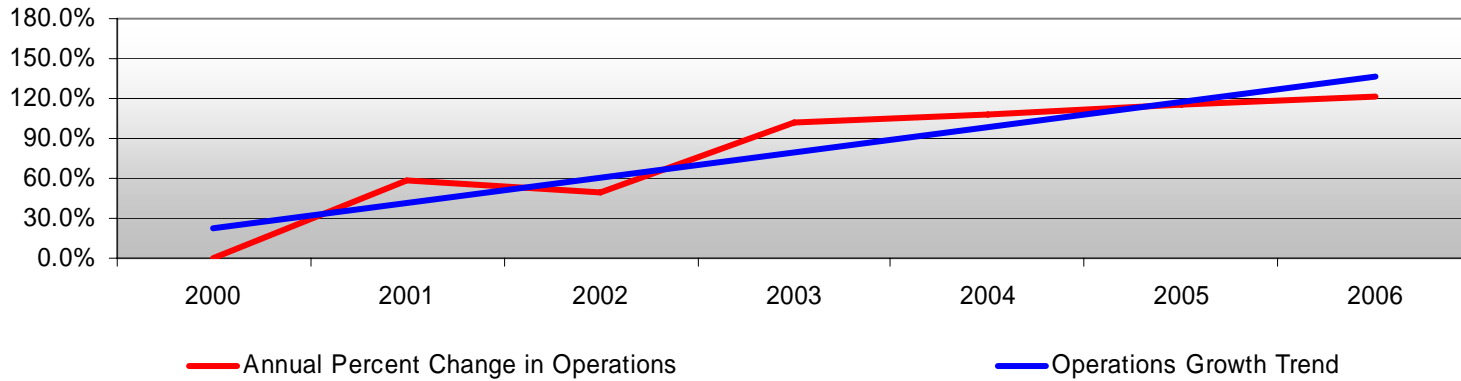


Quarterly Comparison - Fuel Sales Volume



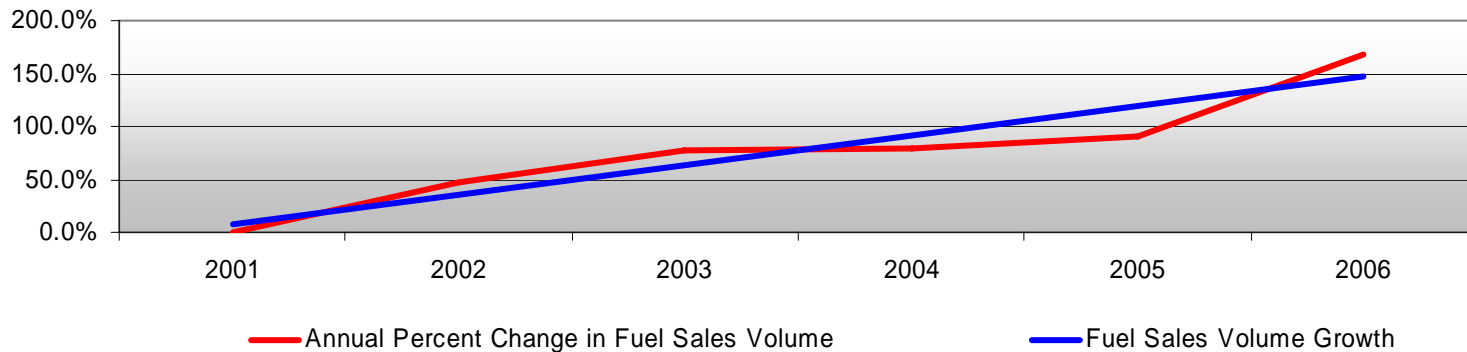
Aviation & Economic Development Division

Annual Percent Change in Aircraft Operations* - Base Year 2000



*A takeoff, landing, or control tower contact passing through Fayetteville airspace during tower operating hours.

Annual Percent Change in Fuel Sales Volume - Base Year 2001



The City took over aircraft fueling services August 1, 2001. Sales volume data is averaged for January through July 2001.

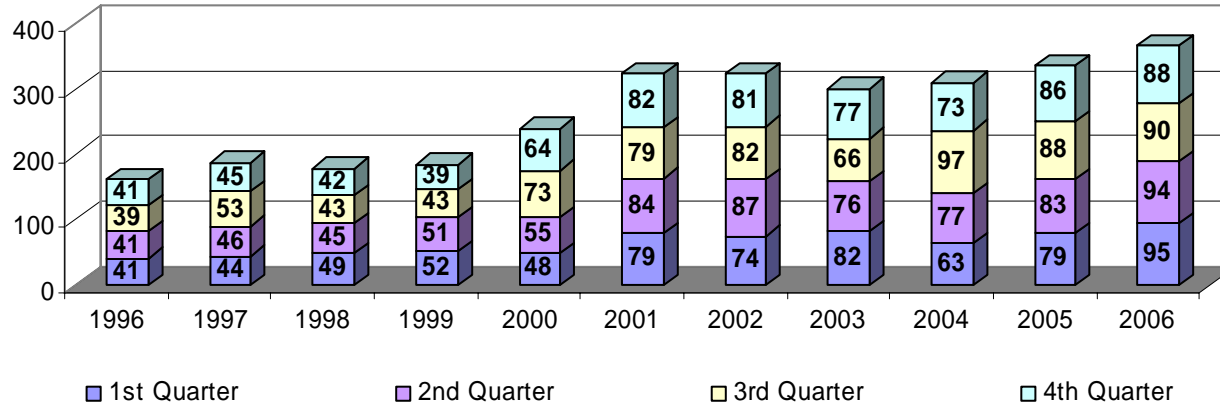
Cable Administration Division

Government Channel Performance Measures	Actual Year-to-Date 2005	Budgeted Year-to-Date 2006	Actual Year-to-Date 2006
Hrs. Equip. Used by Public & Staff	28,438	30,000	35,354
City Video Tapes Duplicated	768	700	1,299
Total Cable Cast Hours	2,564	2,500	2,987
New Government Meetings Taped/Hours	336 / 574	325 / 500	367 / 608
New Government Info Videos Produced/Hrs.	244 / 146	215 / 140	231 / 129
New Program Hrs. Produced - Meetings/Info	574 / 146	500 / 140	608 / 129
Messages Entered on Board	1,156	1,000	639

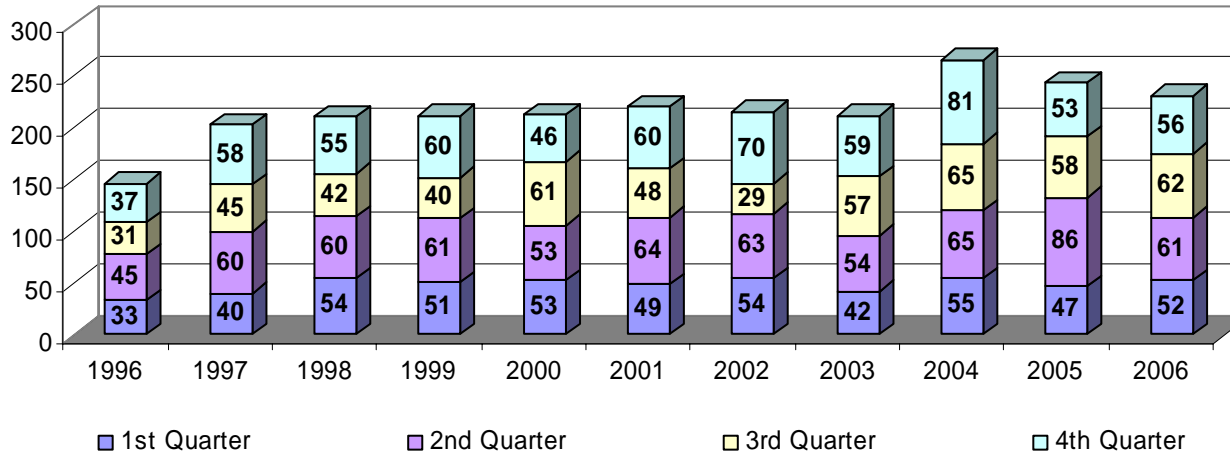
Community Access Television Performance Measures	Actual Year-to-Date 2005	Budgeted Year-to-Date 2006	Actual Year-to-Date 2006
Video Workshops	79	90	172
Total Cable Cast Hours	6,512	6,000	6,275
Workshop Participants	222	200	372
First Time Producers	22	40	41
New - Local Programs/Hours	407 / 353	500 / 350	430 / 373
Bulletin Board Messages	215	400	404

Cable Administration Division

Fayetteville Government Channel Televised Meetings

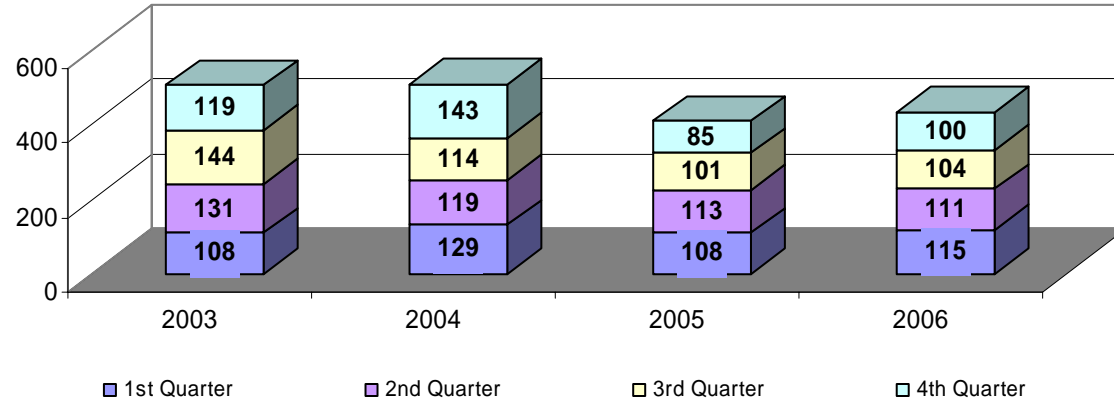


Fayetteville Government Channel Informational Programs

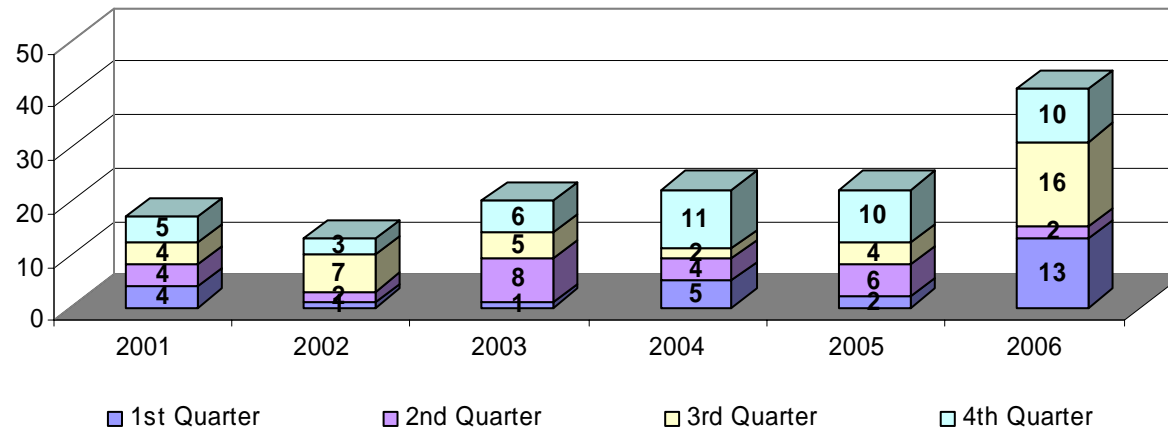


Cable Administration Division

Community Access Television New Programs



Community Access Television First Time Producers



City Clerk Division

City Clerk Performance Measures	Actual Year-to-Date 2005	Budgeted Year-to-Date 2006	Actual Year-to-Date 2006
Meetings Attended	240	230	327
Agendas Prepared	75	70	76
Minutes - Council & Boards	50	43	51
Ordinances & Resolutions Passed/Processed	406	360	373
Committee Vacancies/Applicants	93/77	75/85	84/62
Meeting Rooms Requested/Scheduled	1,222	1,250	1,201
Elections Coordinated	0	2	5
Permanent Record Retention	136,986	500,000	338,745
Policy & Procedure Changes	0	10	6
Sets of Minutes with Errors of Fact	0	1	0
Code of Ordinances Updated	32	21	33

City Prosecutor Performance Measures	Actual Year-to-Date 2005	Budgeted Year-to-Date 2006	Actual Year-to-Date 2006
Complaints	740	700	608
Circuit Court Cases	27	20	36
Trials - District & Circuit	24	25	23
District Court Cases:			
Warrant Charges	384	400	277
Non-warrant Charges	7,789	9,000	8,474
DWI's	1,315	1,600	1,187
Carrying Certain Weapons	12	18	50
Domestic Batteries	229	265	276
Battery Charges	40	55	17
% of Convictions:			
Warrant Charges	81	88	86
Non-warrant Charges	94	90	94
DWI's	96	97	96
Carrying Certain Weapons	33	100	88
Domestic Batteries	87	90	84
Battery Charges	88	95	91
Hot Check Program:			
Checks Brought In	5,969	3,750	3,421
Cases Prepared for Trial	2,415	1,875	1,609
Checks Paid Off/Cleared	5,042	3,500	3,911
Checks Submitted for Collection	298,977	225,000	127,680
% of Cases Settled	63%	70%	63%

City Prosecutor Division

Hot Check Program Revenue	Actual Year-to-Date 2005	Actual Year-to-Date 2006
% of Hot Checks Collected	90%	114%*
Received for Prosecutor Fees	\$50,051	\$29,965
Received for Checks	\$286,655	\$173,482
Fines & Court Costs Collected on Hot Checks	\$115,966	\$76,663
Warrant Fees Collected	\$15,471	\$8,685
Total Revenue Collected on Hot Checks	\$468,143	\$288,795

Complaint Results	Actual Year-to-Date 2005	Actual Year-to-Date 2006
Mediated/Warning Letter/Closed	1042	388
Prosecutor Subpoena	208	238
Warrants Filed	286	168
Motions to Revoke Filed	192	13

* Collected both 2006 and prior year hot checks during the period.

District Court Division

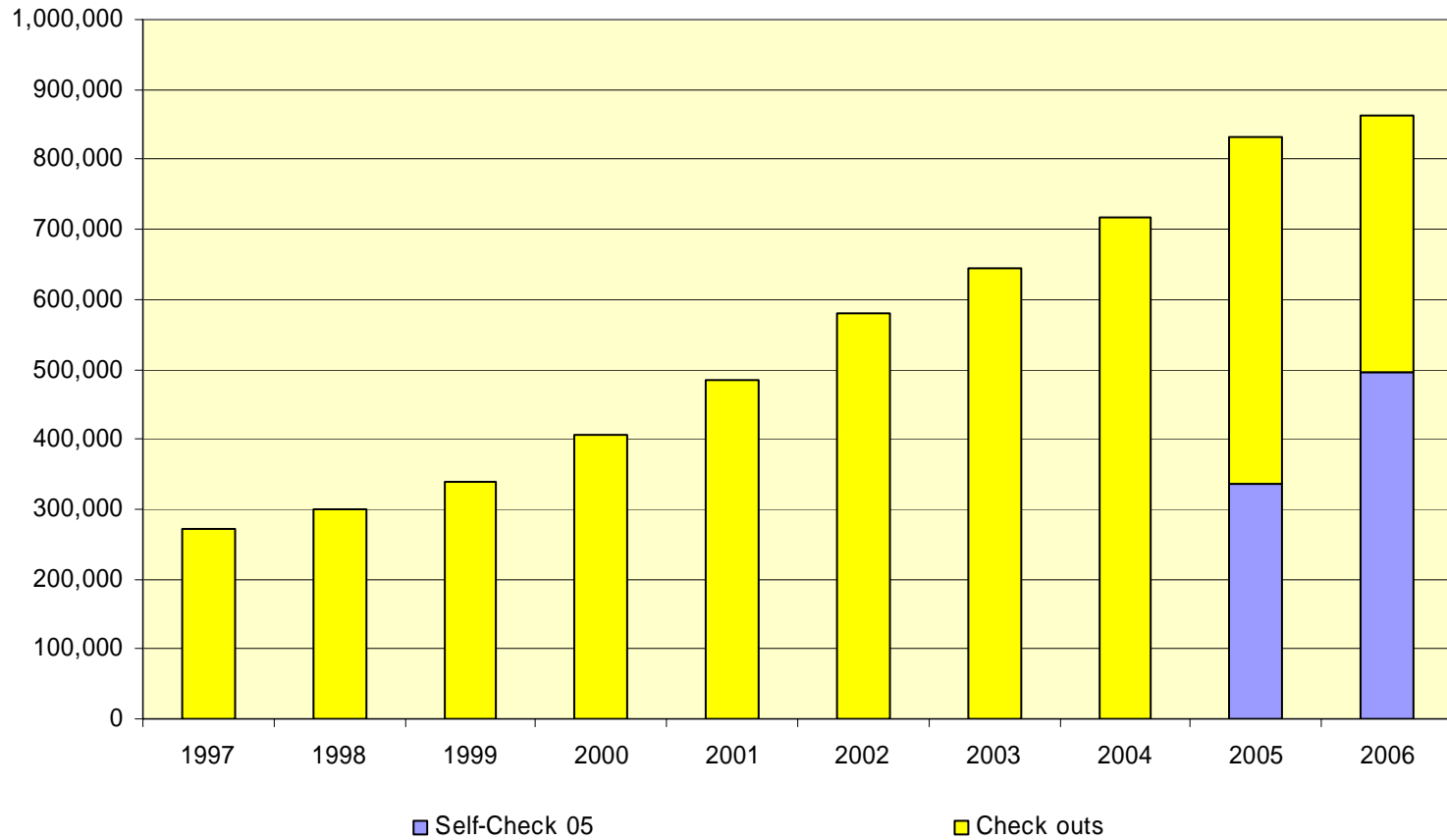
District Court Performance Measures	Actual Year-to-Date 2005	Budgeted Year-to-Date 2006	Actual Year-to-Date 2006
Criminal Cases:			
Cases Filed	26,111	26,500	27,070
Criminal Trial Settings	10,800	10,200	18,084
Cases Adjudicated	15,457	16,700	22,280
Fines and Fees Assessed	\$ 3,003,070	\$ 2,920,100	\$ 3,338,560
Fines and Fees Collected	\$ 2,360,633	\$ 2,450,000	\$ 2,714,239
% of Assessments Collected	79%	83%	81%
Warrant Backlog (# of Affidavits)	0	0	0
Trial Docket Backlog (Outside 90 Days)	0	0	0
General Fund Revenue	\$ 1,470,108	\$ 1,750,000	\$ 1,510,633
Probation & Fine Collections:			
Divisions Requesting Public Service (PS)	6	6	6
Interviews Conducted	889	600	710
Divisions Assigned Public Service	6	6	6
Persons Assigned to Public Service	324	550	131
Hours of Public Service Assigned	16,013	25,000	5,388
Fines/Costs Assessed	\$ 3,003,070	\$ 2,920,100	\$ 3,338,560
Hours of Public Service Completed	21,223	26,000	3,554
Fines/Costs Collected	\$ 2,360,633	\$ 2,450,000	\$ 2,714,239
Amount of Fines/Costs Worked Off	\$ 159,374	\$ 175,000	\$ 34,570
Small Claims & Civil Cases:			
Cases Filed	1,908	2,050	1,779
Court Session/Week (Hours)	10	10	8
Cases Set for Hearing/Week	40	40	25
% of Cases Processed within 2 Days	100%	100%	100%
General Fund Revenue	\$ 74,291	\$ 81,750	\$ 84,323

Internal Audit Division

Internal Audit Performance Measures	Actual Year-to-Date 2005	Budgeted Year-to-Date 2006	Actual Year-to-Date 2006
Annual Audit Plan Prepared	N/A	1	1
Performance Audits Completed	1	3	1
Review of City Areas	8	2	3
Special Projects	8	8	17
Audit Committee Meetings Facilitated	3	4	4
Management Control Deficiencies Identified	22	20	30
% of Completed Audit Reports Resulting in Recommendations for Improved Productivity, Cost Savings or Increased Internal Control	100%	100%	100%
% of Requests for Assistance in Developing/Enhancing System Controls and Procedures which are Responded to and for which a Work Plan is Developed	100%	100%	100%
% of Annual Audit Plan Completed	N/A	75%	80%

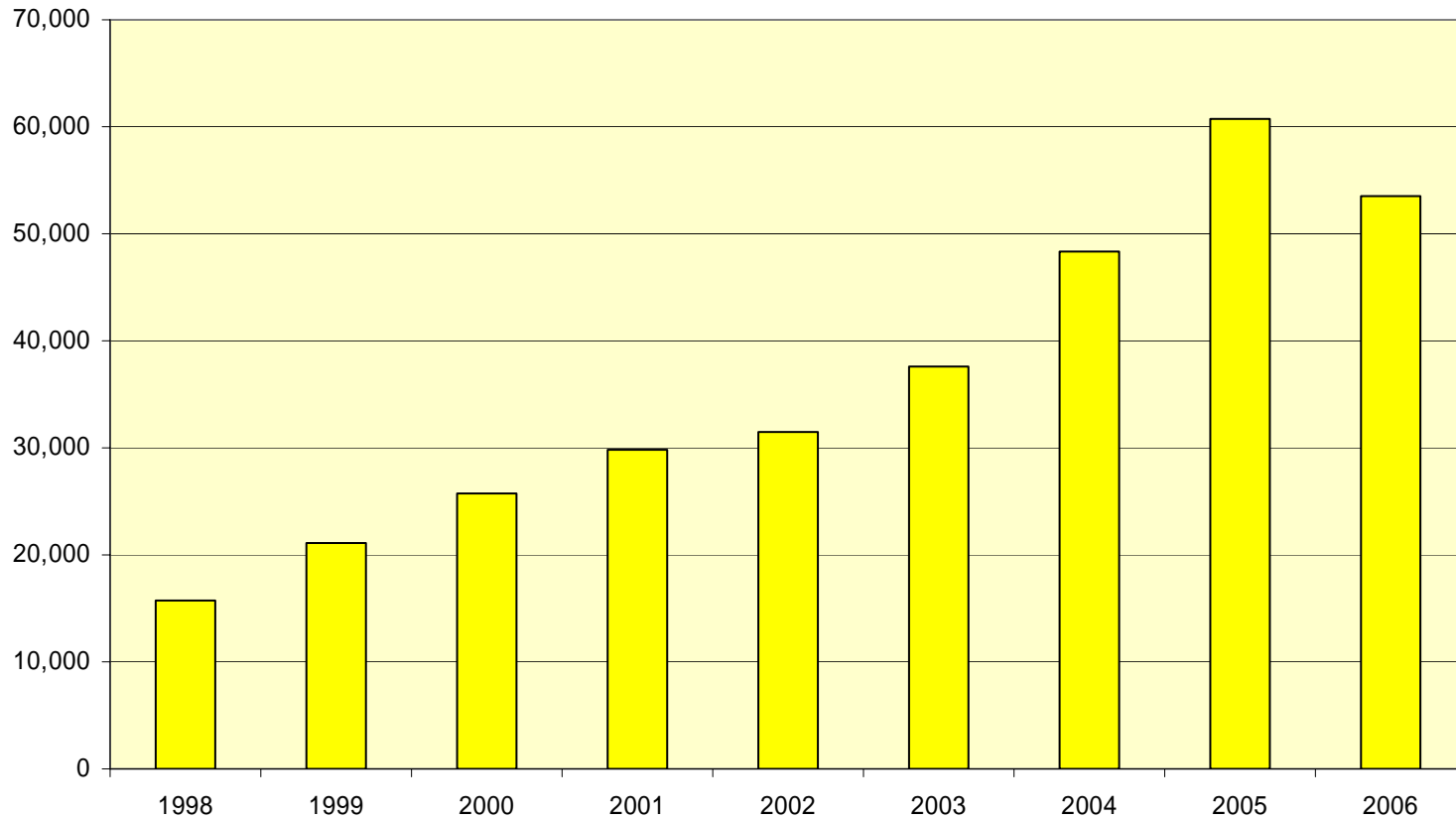
Library Division

Library Check Outs Year-end 1997-2005 Compared to Fourth Quarter 2006



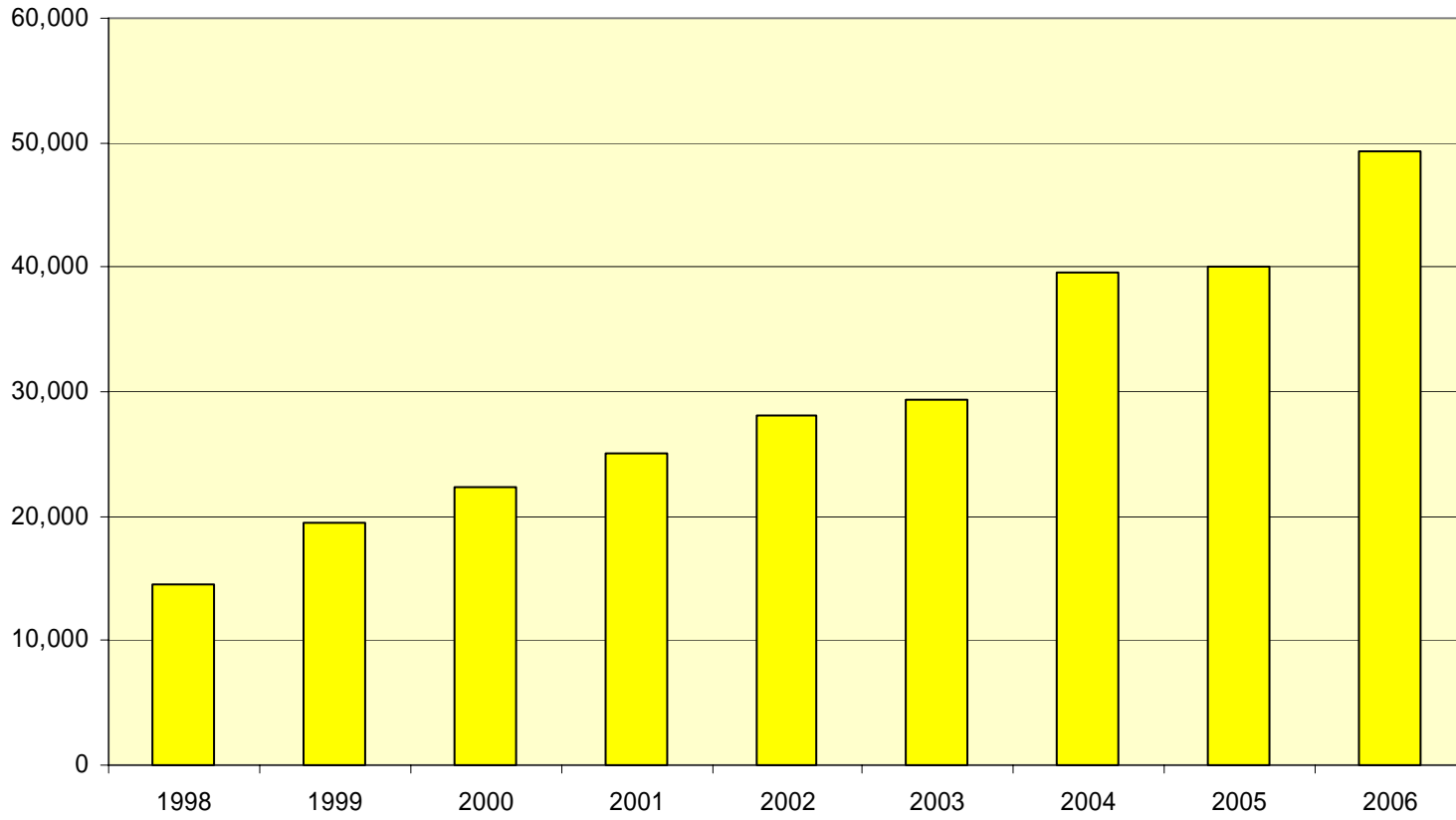
Library Division

Library Card Holders Year-end 1998-2005 Compared to Fourth Quarter 2006



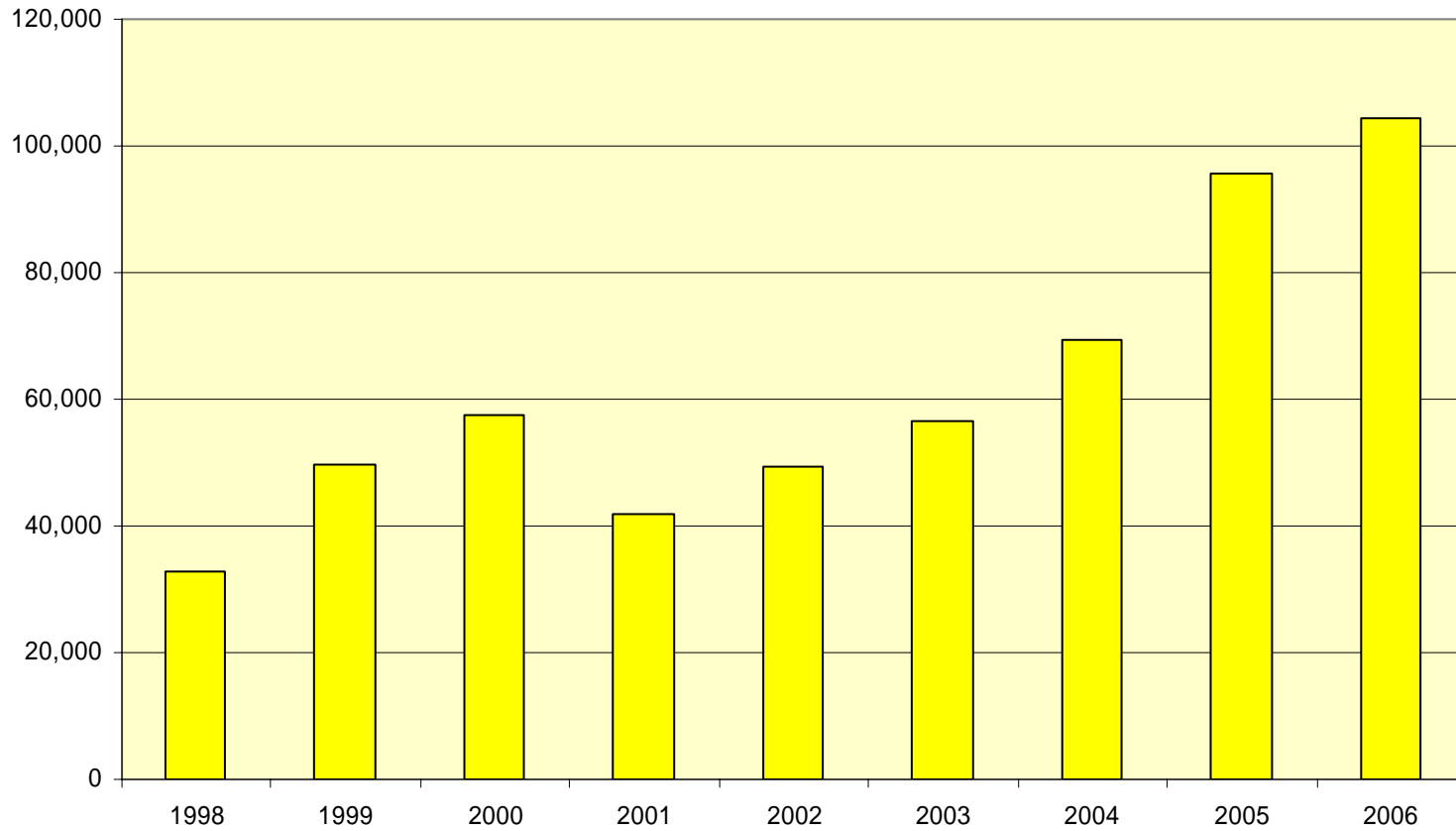
Library Division

Library Program Attendees Year-end 1998-2005 Compared to Fourth Quarter 2006



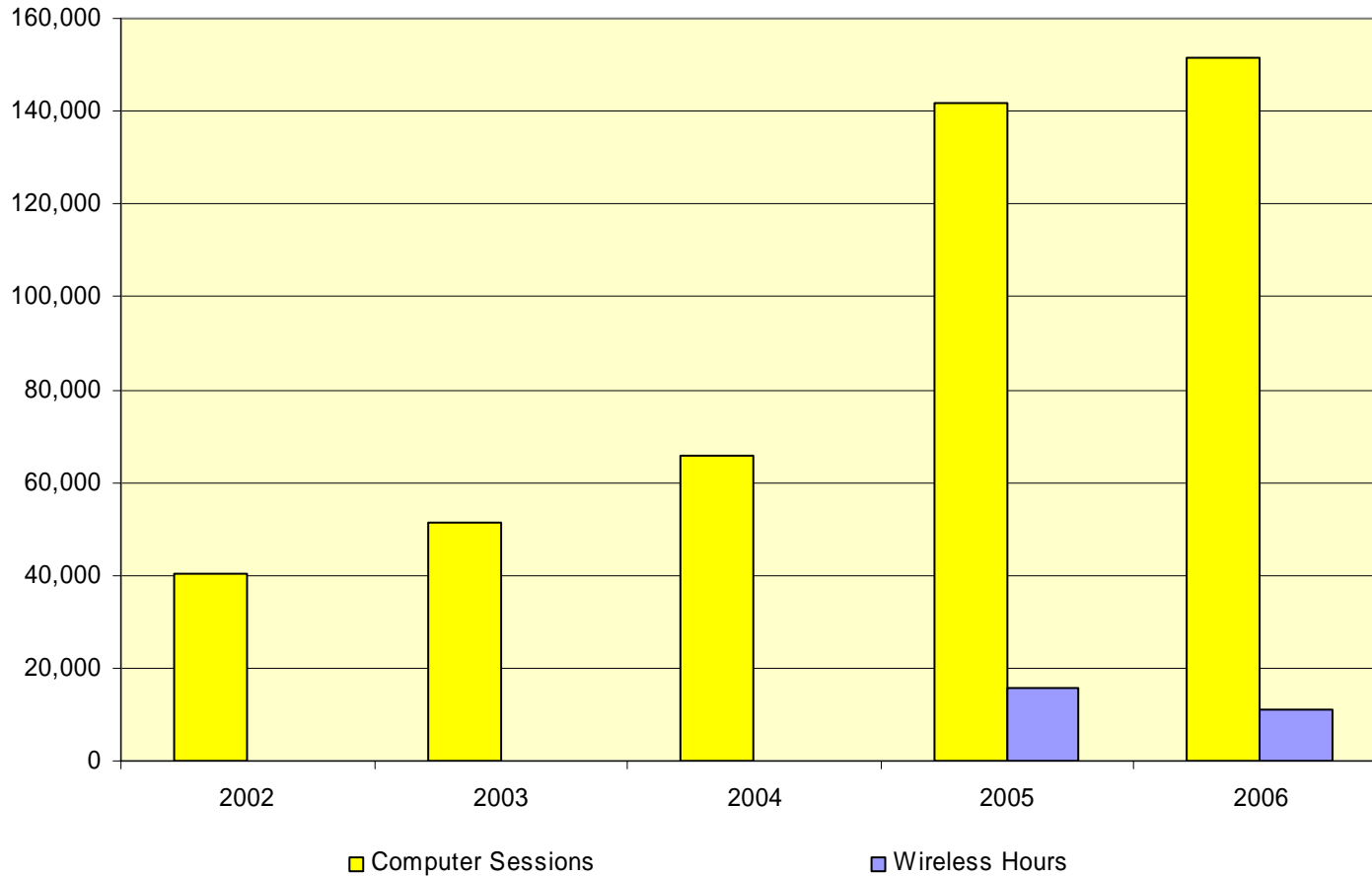
Library Division

Library Reference Transactions Year-end 1998-2005 Compared to Fourth Quarter 2006



Library Division

Computer and Wireless Usage Year-end 2002-2005 Compared to Fourth Quarter 2006



Finance Department

Paul A. Becker, Director

Management Agenda

- 1) Planned and Managed Growth
 - a) Sewer Negotiations Farmington and Greenland: Supporting data was developed for the negotiation process. A final agreement with Farmington should be ready for presentation in the first quarter of 2007.
- 2) Strong Partnership with the University of Arkansas
 - a) Reimbursement for City Services: Supported 2006 negotiations with the University for reimbursement of dedicated services provided by Fayetteville Police and Fire departments during athletic and special events conducted on University property. Discussions have been concluded at this point in time.
- 3) A Beautiful City – Clean and Green
 - a) Green Building Policy: Supported the development of a policy to minimize the environmental impact for all existing City-owned buildings and develop environmental standards for all future city buildings.
 - b) Community Park – Implementation and Additional Funding: Monitored program for determination of any debt funding that might be necessary for implementation.
- 4) Service Improvements
 - a) Cost of Service Study: Will submit in 2007 for City Council approval adjustments to water and sewer tap fees, development review fees and adjustments to building permit fees.
 - b) Justice Center and Public Safety Complex Direction, One year Actions: In 2006, a financing plan was developed for the construction of a Police/Judicial facility.
 - c) Fire Stations #3 and #5: Completed the planned debt issue for funding the construction of the fire stations and manage the construction contracts for the fire stations.
 - d) Document Imaging and Paperless Agenda: Preliminary work was completed with the City Clerk's Office for the roll-out of the document imaging for both internal use and public access to city documents through the city's web site. Project should be completed early in 2007.
Budget Process and Planning Policy: Developed a budget planning process that enabled the City council to review the upcoming budget at least three weeks before the annual millage levy decision.
 - e) Compensation and Classification Study: Awarded a contract for a compensation and classification system with a final consultants report being produced in November of 2006.
 - f) District Court Software Upgrade: Supplied technological support for the implementation of Phase I (one) of the court software upgrade project. This has been completed as of year end 2006.
 - g) 2006 Special Census: Managed the 2006 Special Census which included recruitment, providing facilities and equipment, and promotion of the special census. The special census was completed in 2006.
 - h) 20 Year Master Plan for City Services Space Needs: A space needs study for downtown services was completed in 2006.

Accounting & Audit

The City's 2005 comprehensive annual financial report received the Certificate of Achievement for Excellence in Financial Reporting from the Government Finance Officers Association. The Certificate of Achievement is the highest form of recognition in governmental accounting and financial reporting.

The City issued \$50,000,000 sales and use tax capital improvement bonds to be used for the City's wastewater project, street projects, and trail system. This is Phase I of the Sales Tax Construction Program pursuant to the passage of 2006 bond referendum which authorized \$110 million dollars.

Staff assisted the Human Resource Division in conversion to a new health insurance provider and to other new health and life benefit products which included new bank arrangements and system processing changes.

Billing & Collections

Staff continued to provide various data requests to the rate consultant. Also supplied needed information for water and sewer impact fee review.

Staff continued to make changes on existing utility accounts previously classified as Growth Area but were annexed into the City. Set up new solid waste utility accounts for customers in the annexed areas that were not on the system.

Work continued with New World System to get the bugs worked out of the Solid Waste Extra Bag custom program. At year end, all existing bag charges listed in other charges were changed by Billing & Collections staff to be billed using the custom program.

Budget & Research

Presented the Mayor's Proposed Budget to City Council, the press and public, and all Department Directors, conducted budget workshops with City Council, held a budget work session in December, and received City Council approval for the 2007 Budget.

Information Technology

Continued work on the accessFayetteville website redesign. Staff began building pages and copying content into the new site.

Configured and ordered the Tele-works upgrade/replacement system. The Tele-works system processes all voice and web utility payments, building inspection requests, and general FAQ type information requests.

Completed migration of District Court's data and installed servers and workstations for the system.

Added extra bag charges to utility bills.

Created Hansen application to document backflow devices and notify owners of backflow inspections that are due.

Ordered and installed a large format scanner for the document management system.

Upgraded GIS website by adding download capabilities that allow citizens to pick and choose GIS data sets and download them in a variety of file formats.

Created programming to download/upload insurance open enrollment information to live HR system.

Created programming to upload employee pay rates and ranges.

Closed 938 requests for service on ithelpdesk work orders.

Accounting & Audit Division

Accounting & Audit Performance Measures	Actual Year-to-Date 2005	Budgeted Year-to-Date 2006	Actual Year-to-Date 2006
External Audit and CAFR	1	1	1
Funds/Account Groups Maintained	29	27	33
Financial Statements/Ledgers	30	26	26
Bond Issues/Capital Leases Outstanding	10	9	10
Payrolls Prepared	60	50	58
Pension Distributions Processed	15	12	12
% Audits Completed on Time	100%	100%	100%
% Monthly/Quarterly Financial Statements Distributed on Time	100%	100%	100%
% of Payroll & Pension Checks Processed on Time	100%	100%	100%
% Forms W-2 & 1099 Distributed on Time	100%	100%	100%
% Government Reports Filed on Time	100%	100%	100%
CAFR Awards Received	1	1	1

Revenues	Actual Year-to-Date 2005	Actual Year-to-Date 2006	% Change
1% Advertising & Promotion HMR Tax	1,944,250	2,063,875	6.15%
1% Parks Development HMR Tax	1,944,250	2,063,875	6.15%
1% County Tax	11,195,159	11,472,253	2.48%
1% City Tax	15,350,158	15,761,265	2.68%
3/4% City Tax – Wastewater System Improvement Project	11,512,386	11,819,776	2.67%
State Turnback	3,747,140	3,941,709	5.19%

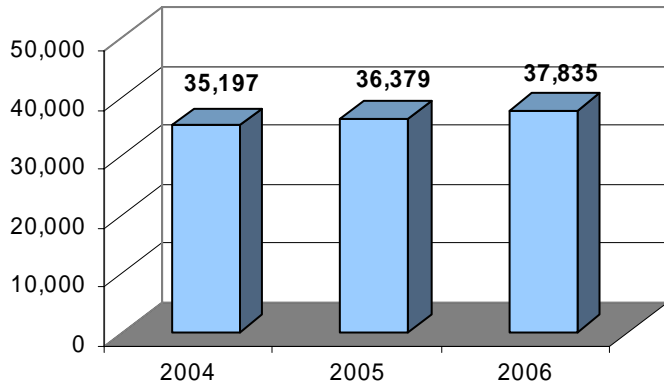
Note: These numbers are preliminary and subject to adjustments

Accounting & Audit Performance Measures	Actual 4th. Qtr. 2005	Actual 4th. Qtr. 2006	Actual Year-to-Date 2005	Actual Year-to-Date 2006
# of Checks Written	8,937	5,268	34,959	23,815
Amount of Checks Written	19,525,651	23,847,985	75,371,173	93,635,928
Amount of Receipts Issued	27,022,255	22,642,537	99,183,278	92,203,372

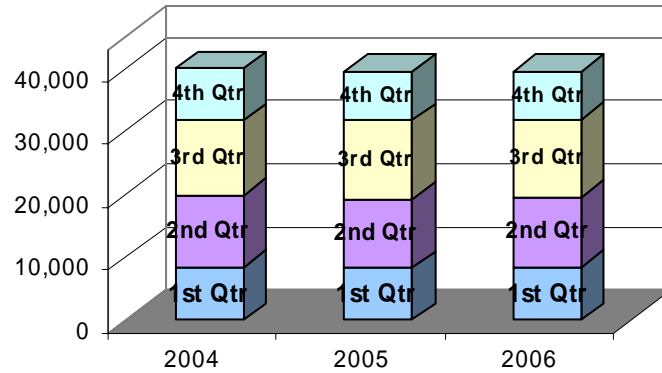
Billing & Collections Division

Billing & Collections Performance Measures	Actual Year-to-Date 2005	Budgeted Year-to-Date 2006	Actual Year-to-Date 2006
Total Accounts	36,379	36,618	37,835
Active Accounts	33,394	33,660	34,564
Inactive Accounts	2,985	2,958	3,271
Utility Bills Processed	412,335	413,000	420,205
Total Service Orders	39,521	41,100	39,559
New Accounts Added	1,164	1,200	1,433
On/Off Orders Processed	37,708	39,900	36,980
Internal Orders Processed	649	0	1,146
Total Cash Receipts Processed	455,342	447,500	471,492
Utility Payments Processed	378,459	375,000	389,882
Utility Deposits Processed	8,596	9,000	8,407
Other Cash Receipts Processed	68,287	63,500	73,203

Total Accounts

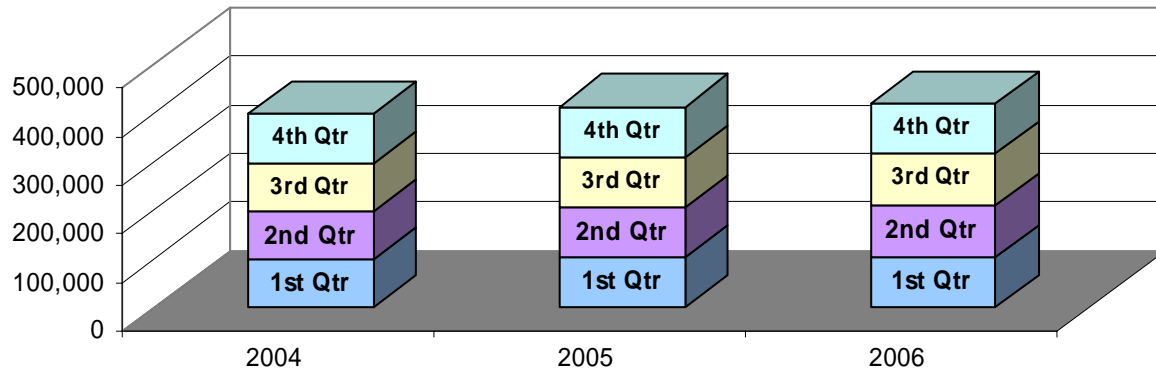


Total Service Orders Processed

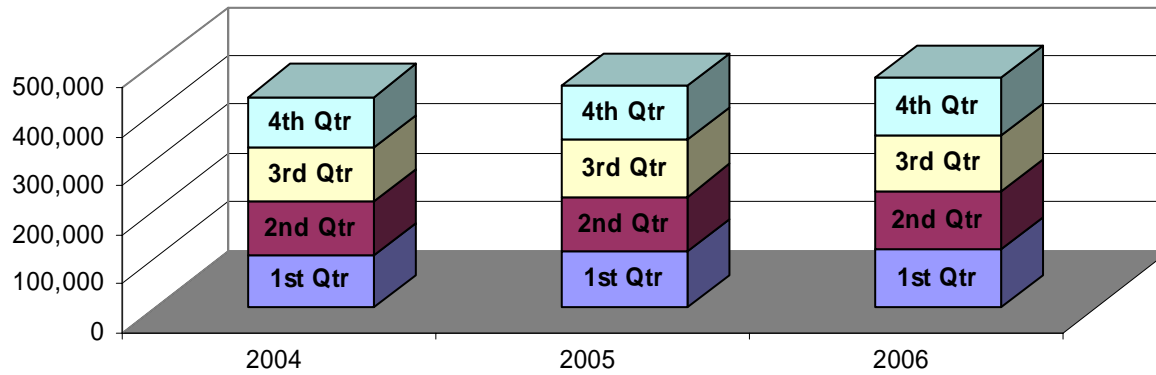


Billing & Collections Division

Utility Bills Processed

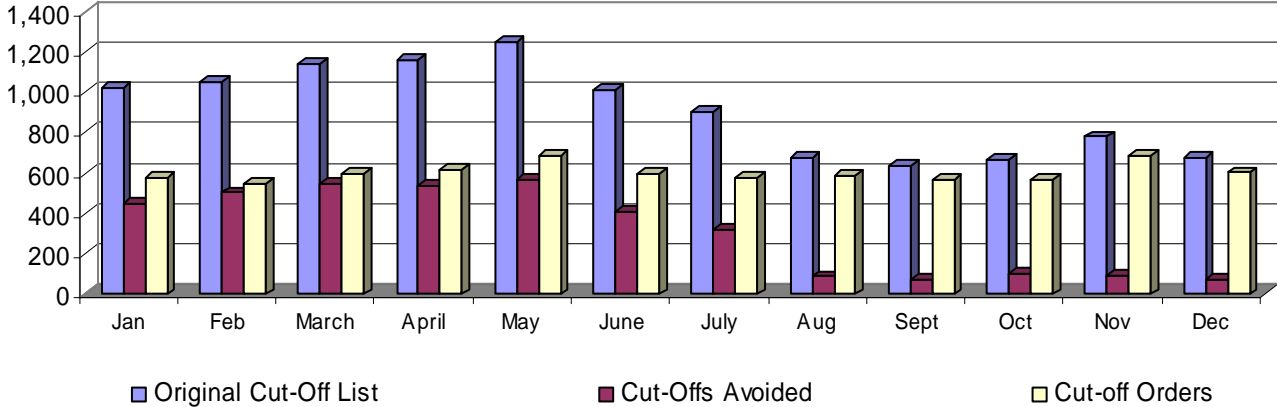


Total Cash Receipts Processed

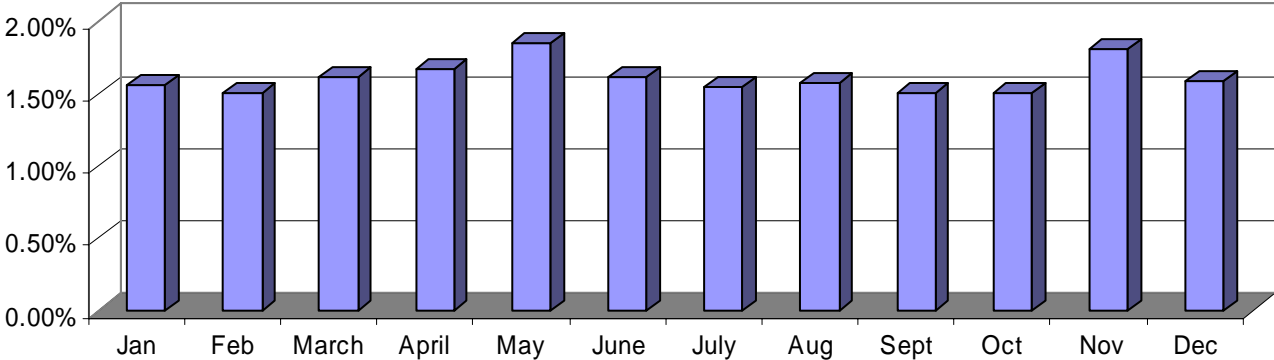


Billing & Collections Division

2006 Cut-Offs by Month



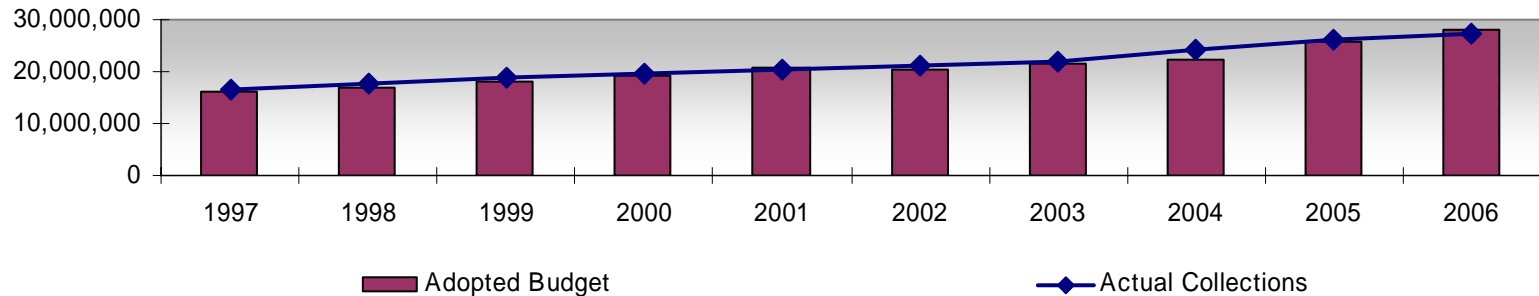
Percent of Customers Cut-Off



Budget & Research Division

Budget & Research Performance Measures	Actual Year-to-Date 2005	Budgeted Year-to-Date 2006	Actual Year-to-Date 2006
Budget Submissions Reviewed	95	95	98
CIP Projects Reviewed	197	81	87
Programs Reviewed : Budget to Actual-Monthly	109	109	114
Special Projects & Studies	5	7	2
Budget Adjustments/Line Items Processed	226 / 1,532	360 / 3,200	364 / 2,789
Capital Projects Monitored	185	180	171
Funds Reviewed	25	25	27
Annual Budget Completed	0	1	1
CIP Annual Update Completed	0	1	1
% of Time for Special Projects	25	20	20
% of Time for Capital Projects	25	25	25
GFOA Distinguished Budget Award	1	1	1
% of Actual Revenue Received Over Adopted Budget	3.49%	0.00%	-0.42%
Year-to-Date Percent of Growth over Prior Year for City Sales Tax Collections	9.790%	6.000%	-3.000%

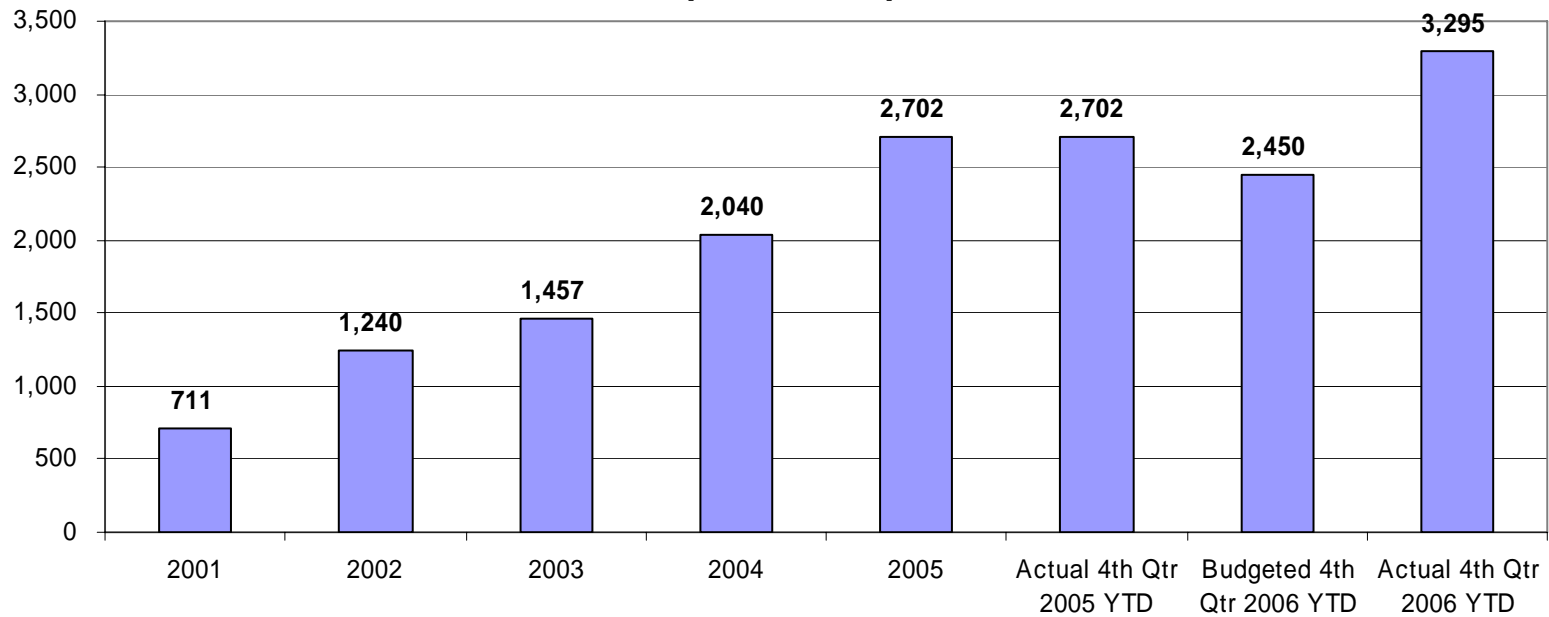
2006 Adopted Budgeted Revenues Compared to Actual Collections for the City and County Sales Taxes



Information Technology Division

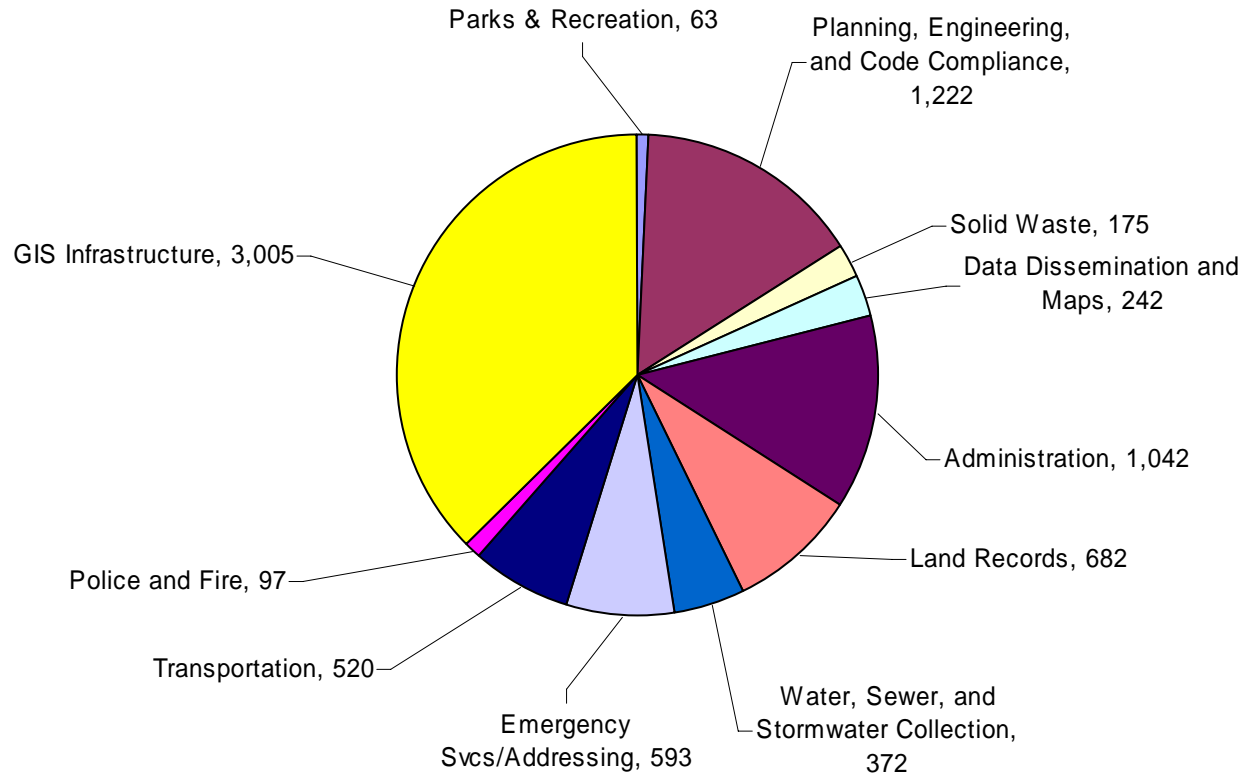
Information Technology Performance Measures	Actual Year-to-Date 2005	Budgeted Year-to-Date 2006	Actual Year-to-Date 2006
Project Requests/Staff Hours - Minicomputer	583 / 3,316	550 / 3,500	612 / 3,536
Project Requests/Staff Hours - PC Support	922 / 3,034	1,200 / 2,900	961 / 3,056
Project Requests/Staff Hours - Network	815 / 3,320	700 / 3,500	1,356 / 4,825
GIS Requests/Staff Hours - GIS	382 / 10,853	450 / 10,000	389 / 11,413
Training Sessions/Staff Hours	34 / 127	40 / 175	35 / 115
Routine Systems Support Hours	2,780	3,100	2,744

IT Help Desk Requests



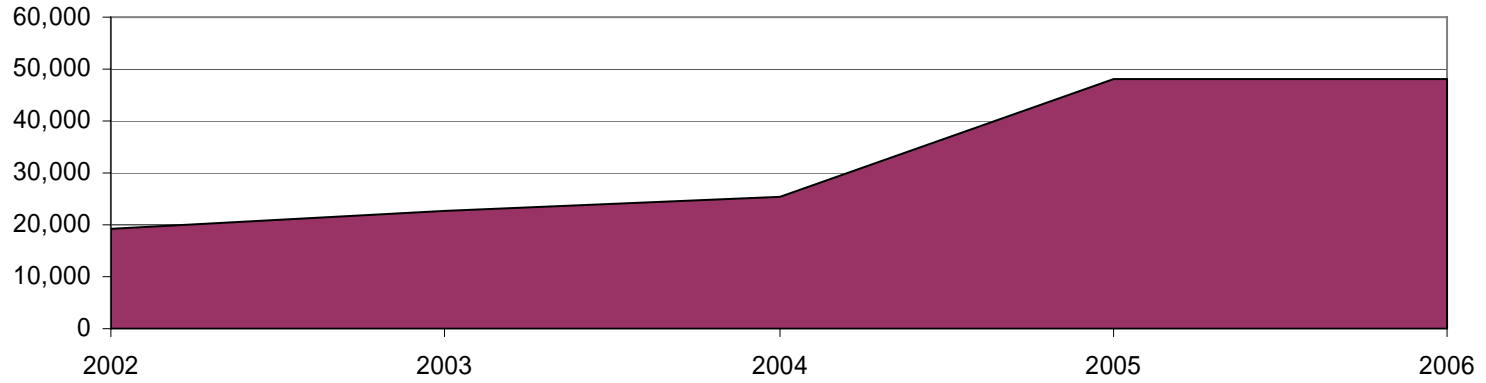
Information Technology Division

GIS Hours by Request Type

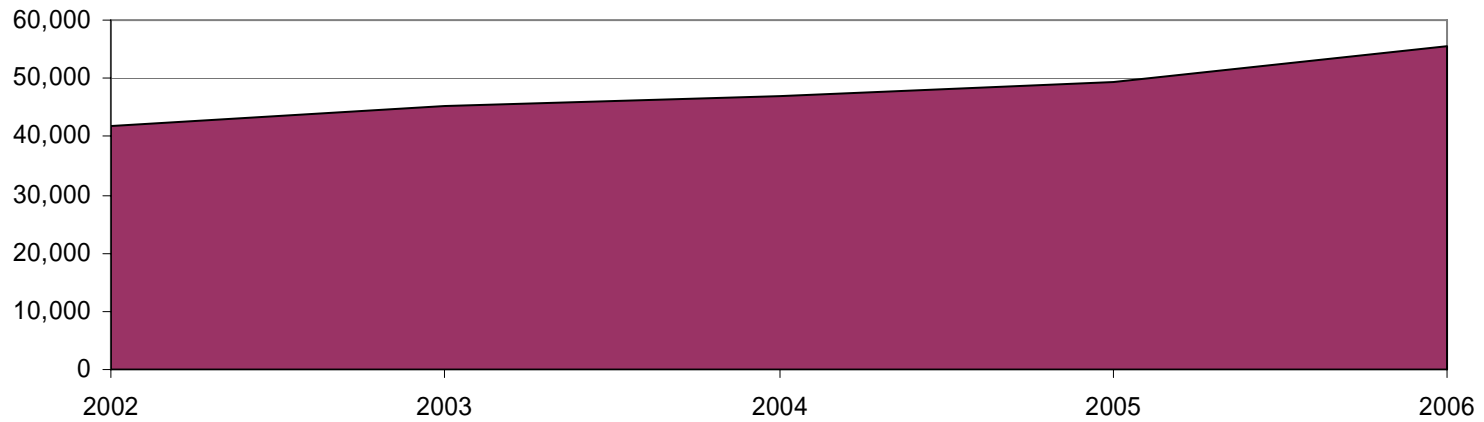


Information Technology Division

Municipal Management System (Hansen) Assets Maintained



Addresses Maintained

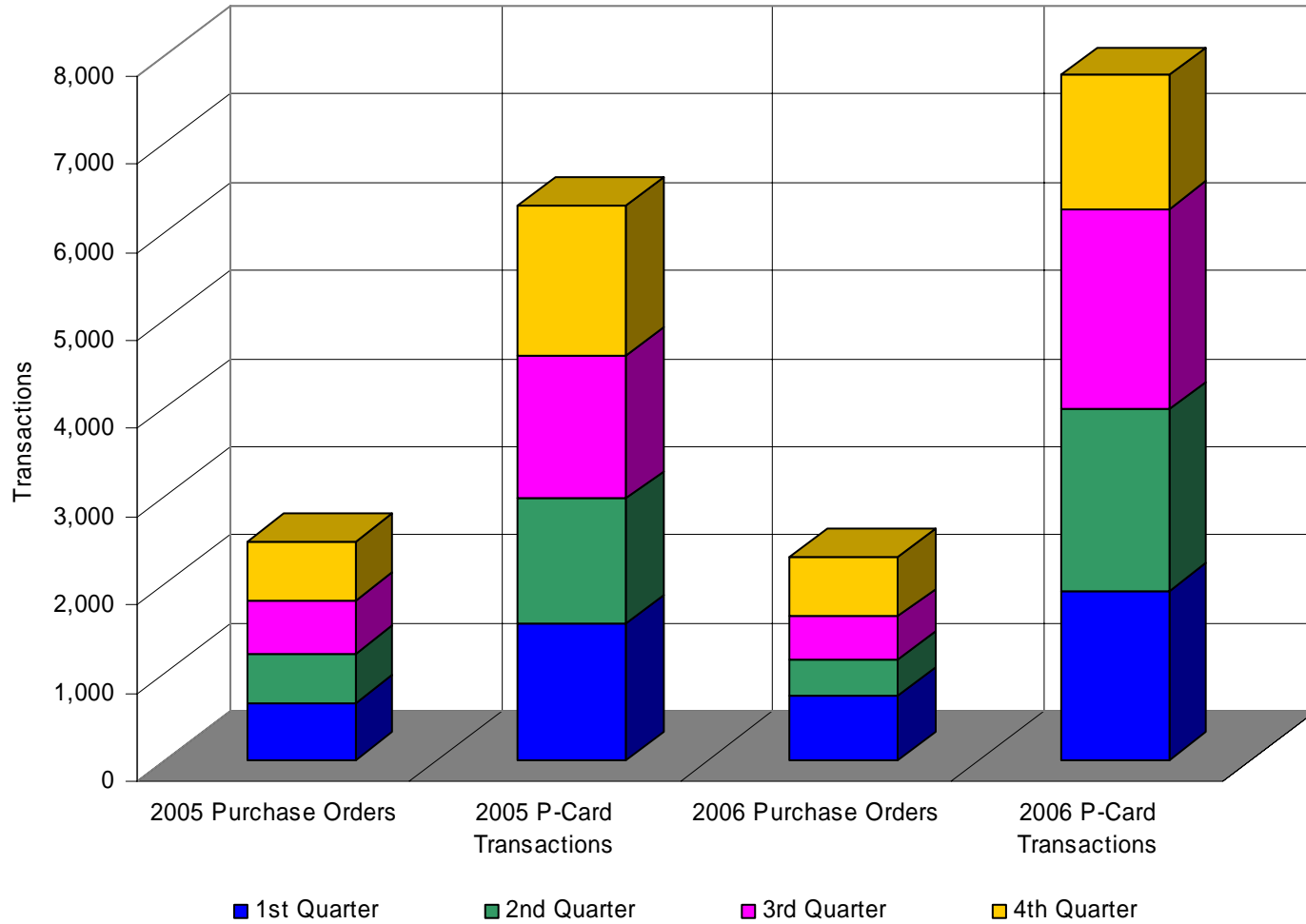


Purchasing Division

Purchasing Performance Measures	Actual Year-to-Date 2005	Budgeted Year-to-Date 2006	Actual Year-to-Date 2006
Formal Bids/Requests for Proposals Requested	110	130	103
Purchase Orders Issued	2,515	2,000	1,959
Purchase Orders Issued Amount	\$ 118,006,058	\$ 20,000,000	\$ 56,857,490
Insurance Claims Processed	98	100	93
Value of Assets Insured	\$ 160,119,826	\$ 165,000,000	\$ 162,281,338
Purchasing Card Transactions	5,494	10,000	7,774
Purchasing Card Charges	\$ 1,334,762	\$ 2,000,000	\$ 1,668,503
Formal Bids/Requests for Proposals Awarded	103	125	70
Value of Assets Lost to Accidents	\$ 15,822	\$ 10,000	\$ 23,963
Bid Request to Bid Opening - Days	22	20	17
Purchase Request to Purchase Order - Days	5.00	4.00	1.56
Dollar Differential between Average Bid Received and Award	\$ 3,337,095	\$ 3,000,000	\$ 4,024,444
Average Number of Bidders per Bid	3.20	3.00	3.80

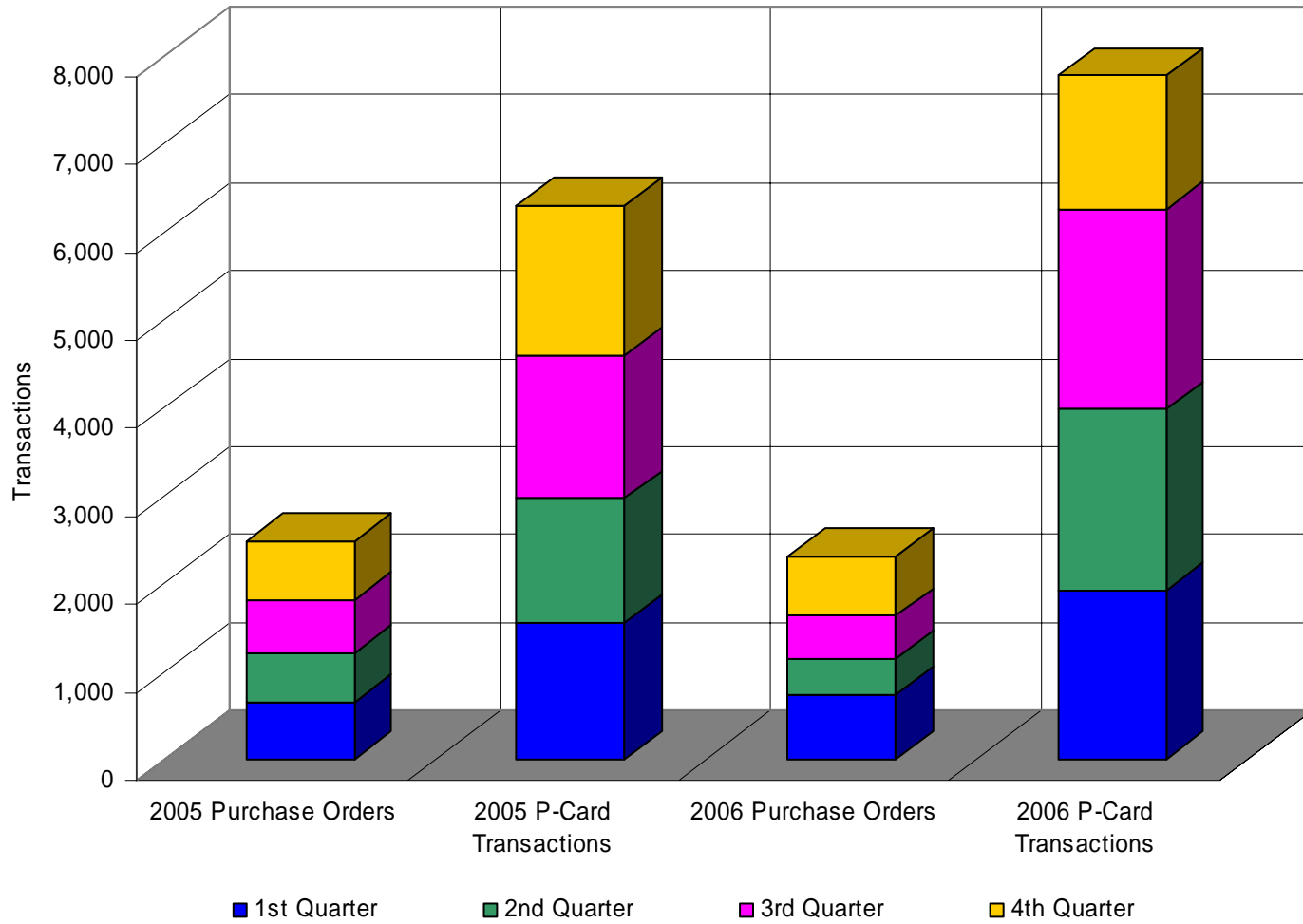
Purchasing Division

Increased Usage of P-Cards



Purchasing Division

Increased Usage of P-Cards



Fire Department

Tony Johnson, Fire Chief

2006 Management Agenda

- 1) Service Improvements
 - a) Fire Station #5: To construct and furnish a new station at Crossover and Old Wire Roads, replacing the current facility located at 833 North Crossover Road. The replacement station will enhance response times to the northeast quadrant of the City.
 - b) Fire Station #3: To construct, furnish, and staff a new fire station at the old Tyson facility on Huntsville Road. This new station constitutes expanded fire and emergency service for the southeast quadrant of the City.
 - c) 100' Aerial Expansion Truck: To add an expansion aerial apparatus that can accommodate the new high-rise and mid-rise buildings under construction in Fayetteville. With the set back requirements on many of these buildings, the existing fleet can not effectively access these structures.

Fire Operations

The department was awarded the 2006 Assistance to Firefighters Grant in the amount of \$283,360 to go towards the implementation of MDTs in all apparatus. The software and hardware has been selected and will go to council in Feb 2007 for purchasing approval.

Fire Prevention

In 2006, the department hired a civilian for the position of Fire Educator. The educational contacts for 2006 are showing a decrease because of changes in reporting methods as well as getting new personnel up to speed.

Fire Department

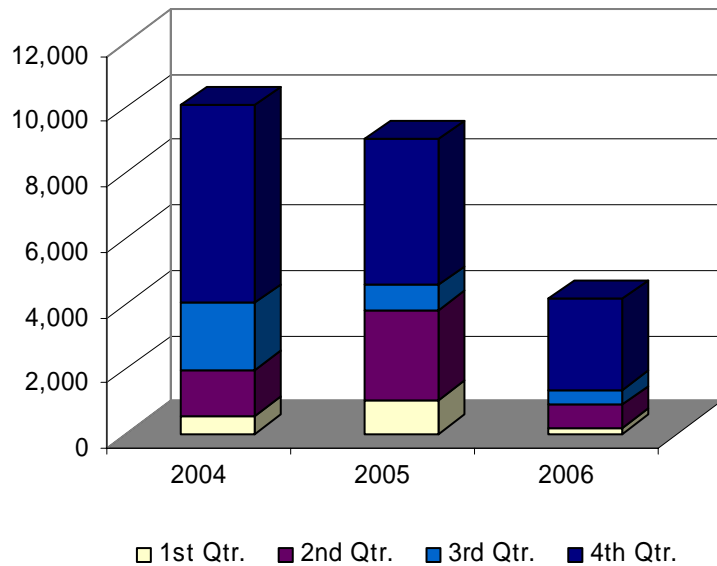
EDUCATIONAL CONTACTS

Year	1st Qtr.	2nd Qtr.	3rd Qtr.	4th Qtr.
2004	563	1,412	2,043	6,040
2005	1,059	2,737	754	4,485
2006	193	692	468	2,780

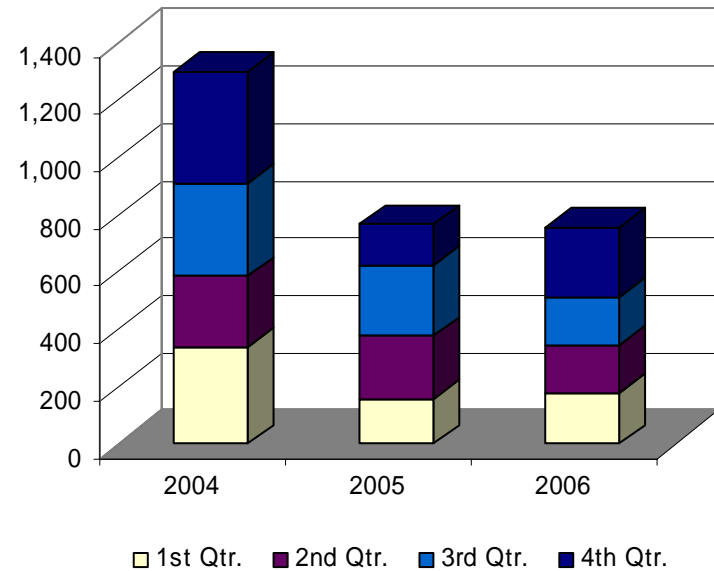
FIRE CODE COMPLIANCE INSPECTIONS

Year	1st Qtr.	2nd Qtr.	3rd Qtr.	4th Qtr.
2004	339	246	323	391
2005	158	218	246	145
2006	178	168	168	240

Educational Contacts



Pre-Fire Inspections



Fire Department

ANNUAL CALLS FOR SERVICE

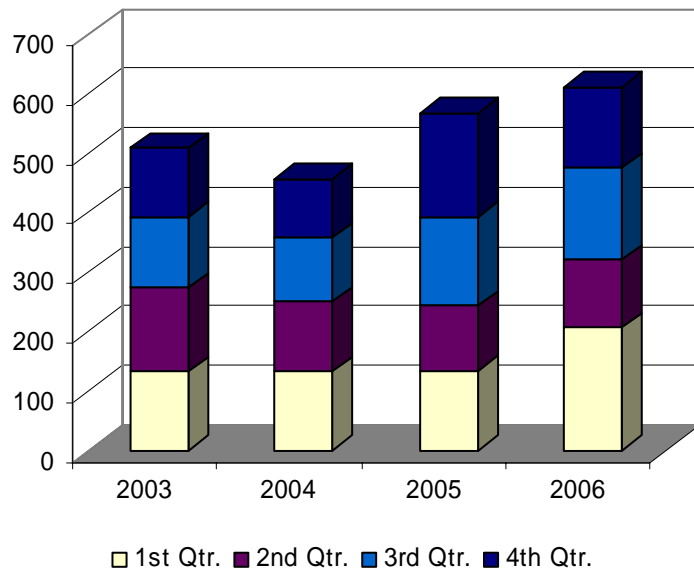
Fire Responses

Year	1st Qtr.	2nd Qtr.	3rd Qtr.	4th Qtr.
2003	133	141	119	116
2004	133	118	108	98
2005	135	109	150	174
2006	207	115	154	136

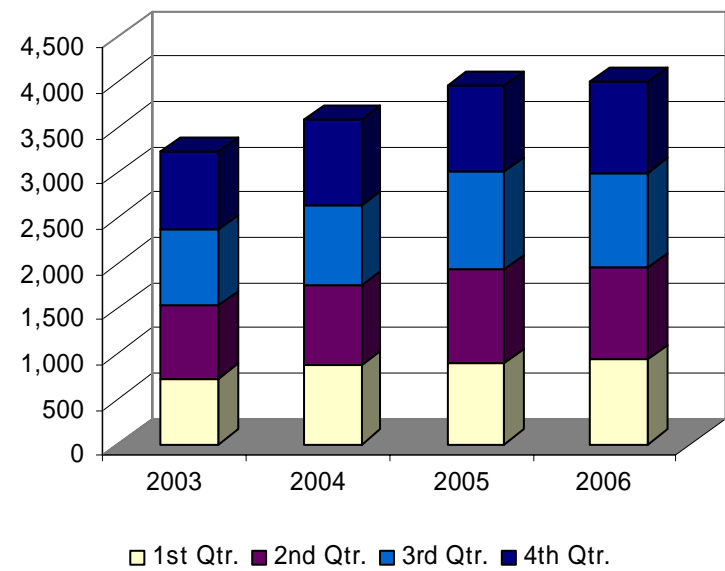
EMS Responses

Year	1st Qtr.	2nd Qtr.	3rd Qtr.	4th Qtr.
2003	725	812	832	864
2004	867	893	878	944
2005	898	1,028	1,079	950
2006	938	1,018	1,040	1,008

Fire Responses



EMS Responses



Fire Department

ANNUAL CALLS FOR SERVICE

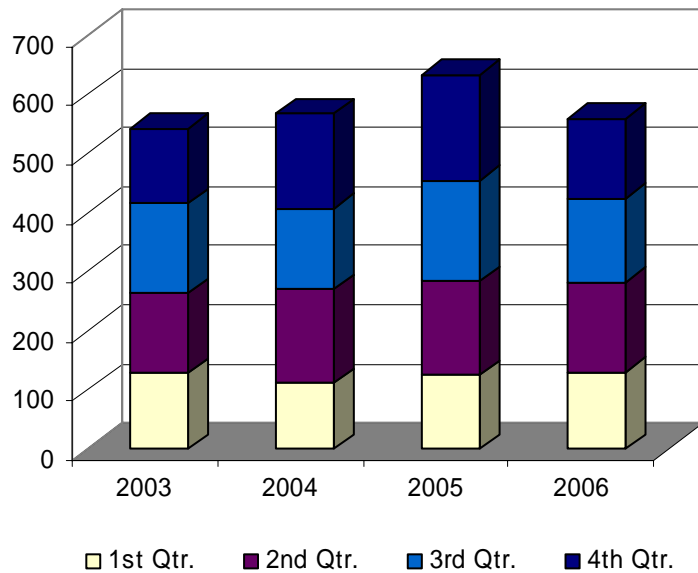
Rescue Responses

Year	1st Qtr.	2nd Qtr.	3rd Qtr.	4th Qtr.
2003	128	136	152	126
2004	111	159	137	161
2005	126	158	171	179
2006	131	151	143	135

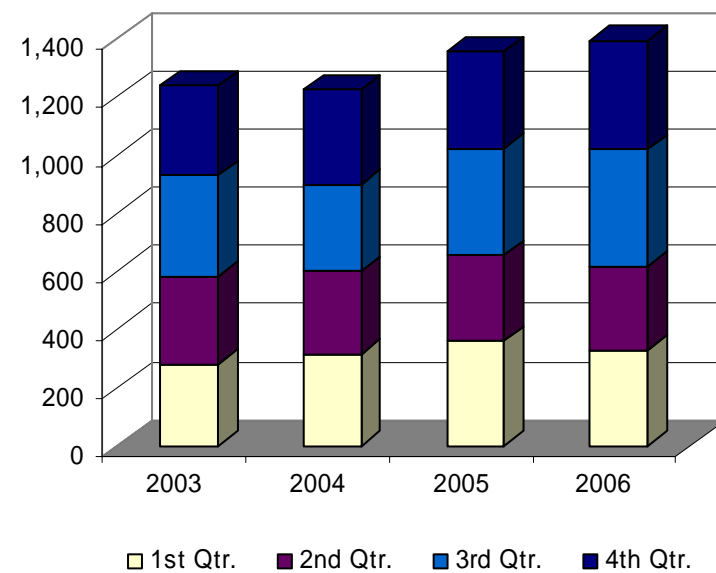
Other Responses

Year	1st Qtr.	2nd Qtr.	3rd Qtr.	4th Qtr.
2003	282	301	348	307
2004	317	282	301	326
2005	362	293	367	333
2006	331	288	400	373

Rescue Responses



Other Responses



Operations Department

Gary Dumas, Director

Management Agenda

- 1) Strong, Diverse Local Economy
 - a) Development Codes and Processes Evaluation and Streamlining Actions: The City will hold developer workshops and provide a mechanism for developer feedback in the development review process. Staff will add personnel to develop an “expedited fast track” permitting process that would be funded through higher development review fees. Building Safety will implement a One-Stop Permitting process for single family home permitting. The Downtown Zoning Code will provide an administrative review process for projects that meet the new code. Evaluating the review process to eliminate unnecessary meetings for the applicant. The City will implement a Hillside Overlay District to meet the goals of the Mayor and City Council’s Strategic Plan.
 - b) City Events, Festival: Coordinated Program – Mechanism: Fayetteville Downtown Partners will continue to provide assistance with festivals and events in downtown Fayetteville and in the Entertainment/Cultural District. The City will continue to provide the application and permitting process to event producers seeking additional city resources required for festivals and special events.
 - c) Street Bond Program Implementation: Engineering and design contracts for several streets included within the street bond program have either been awarded or are in contract negotiation. The implementation of the street bond program is underway and proceeding.
- 2) Planned and Managed Growth
 - a) Annexation Policy: The westside annexation is complete. Service delivery will be implemented in a timely manner to the City’s new residents. Additional areas will be evaluated for possible future annexation.
 - b) Infill Development Policy: Staff will continue to evaluate and recommend higher density projects within appropriate areas of the City where infrastructure can support the proposals.
 - c) Rental Registration and Inspection Policy: The City will evaluate the implementation and associated staffing and budgetary needs to create a rental registration and inspection program.
 - d) Street Access Management Policy: Staff will bring forward an access management ordinance to amend the Unified Development Code based on the BWR Traffic Study recommendations. Staff will continue to implement the policies in place to reserve right-of-way corridors and limit access to arterials where appropriate.
 - e) Update Water/Sewer Impact Fee Calculation: The update to the study will be brought forward for adoption and ordinance amendments will be recommended to update and adopt new impact fees.
 - f) South Fayetteville Revitalization: CDBG program will continue to provide funding for improvement projects and assist in the continued revitalization of South Fayetteville. Planning Staff will continue to encourage redevelopment projects in South Fayetteville that provide a mixture of housing and job types.
 - g) Multi-Family Design Standards: Staff will present to the Planning Commission and City Council architectural design standards for multi-family housing in all areas of the City in an effort to provide a higher quality of community development while creating an attainable housing supply.
 - h) Engineering Specifications – Development and Funding: Organize and combine Water, Sewer, Street, and Drainage Specifications, including detailed drawings, to be used for City projects and private projects installing public infrastructure.
 - i) In-House Water & Sewer Capacity Modeling – Develop and Maintain: Develop computer models to have the capability to perform an instantaneous capacity analysis to determine impacts from private development on infrastructure.

- j) Water Master Plan: Finalize and accept final plan from McGoodwin, Williams & Yates for the recommended future improvements to the City water system.
 - k) Impact Fees for Roads: A study has been completed and scheduled for public vote.
 - l) Citywide Master Plan 2025: Update: The Master Plan has been adopted by the City Council and staff will work toward implementation of the plan.
- 3) Development of our Crown Jewels: The Square – Dickson Street – University
- a) New Parking Deck in Dickson Street Area: A Request for Proposals for private partners to assist the City in the construction of Dickson Street area parking structure will be released during the fourth quarter.
 - b) Entertainment/Cultural District: The Downtown Zoning Code will identify a boundary for the entertainment district, establishing guidelines to promote and encourage these uses within the district.
 - c) Zoning District Code: The Downtown Zoning Code is being drafted and will be brought forward for adoption by the City Council.
 - d) Business Improvement District: Development and Funding (Downtown Management District): Downtown Partners will bring forward a proposed Downtown Improvement District.
 - e) Downtown Square Rehabilitation and Enhancement: Develop a strategy with the Parks & Recreation, the Engineering, and the Transportation divisions to rehabilitate the square gardens and sidewalks.
- 4) Improved Mobility and Street Quality
- a) Persimmon Street Direction and Actions: Finalize the sale of the 34 acres from the Westside Wastewater Plant property to allow for private developers to improve Persimmon and also to coordinate with adjacent developments for cost share opportunities.
 - b) Fayetteville Expressway Economic Development Corridor (College Avenue, CMN, Mall Access) – Project Implementation and Additional Funding: A traffic study of the corridor is underway to identify and prioritize transportation improvements necessary to improve the access to this vital area and to coordinate with the State and Federal agencies to utilize existing federal funds.
 - c) Sidewalks for Elementary School Areas: Staff continues to develop sidewalk linkages to and around elementary schools.
 - d) Neighborhood Traffic Calming: Staff continues to implement the new Traffic Calming policy by becoming more proactive by working with the various neighborhoods.
 - e) Huntsville / 15th / Happy Hollow Intersection Improvement: Construction is complete.
 - f) Transportation Improvement Plan and Funding: The bond election was successful and engineering analysis and design is underway on several streets included in the Transportation Bond Program.
 - g) Trail System Development: Identify and secure high priority trail corridors and construct five (5) miles of new trails by in-house crews.
 - h) Township Widening: Complete construction plans and documents, go out for bids, and begin construction to widen Township to three lanes complete with curb and gutter, sidewalks, and underground drainage.
 - i) Kings Drive Improvements: The construction contract was awarded.
- 5) Strong Partnership with the University of Arkansas.
- a) Institutional Drive Conversion Policy: The City will continue to work with the University regarding their desire to transfer some City streets in and around the campus to institutional drives to be maintained by the State.
 - b) Residential Parking Program: Initiate a parking study that outlines the needs and services of a residential parking program within downtown Fayetteville and the Entertainment/Cultural District.
 - c) Technology Corridor Enhancement Project (Cato Springs and Razorback Road): The City will partner with the University to improve access and remove existing constraints to continued development of the Technology Corridor.

- d) Water Distribution System and Backflow Prevention System Upgrades: University of Arkansas funded upgrades to their water system and dedication of that system to the City of Fayetteville, improving the quality of service to both the City and the University. Installation and upgrade of the University's backflow prevention program to bring it in compliance with City and State regulations and to protect public health and safety. Work on this will total almost \$2 million between 2005 and 2006.
- 6) A Beautiful City – Clean and Green
- a) Stormwater Utility Policy: Study potential mechanism to collect funds to effectively implement a stormwater system maintenance and improvement program.
 - b) Code Enforcement, Prosecution, and Adjudication Process Evaluation and Recommendations: The Administration, working with the City Prosecutor, will continue to refine the processes necessary for successful prosecution of these code compliance and zoning issues.
 - c) Green Building Policy: Building Safety will develop a list of possible options utilizing national building codes to serve as the basis of a Green Building Policy.
 - d) Public Education on Stormwater Management: Staff continues the partnership with the Washington County Cooperative Service to perform necessary education programs to remain in compliance with the State's Stormwater Discharge permit.
 - e) Community Park – Implementation and Additional Funding: Several public forums will be held to involve citizens in the design of the Community Park. A Steering Committee will be formed consisting of past and present Parks and Recreation Advisory Board members, as well as citizens, to create a plan to obtain donations in order to facilitate the development of the Community Park.
 - f) Sanitary Sewer Rehabilitation Project: Rehabilitation of the City's existing sanitary sewer system to reduce the volume of ground and rain water entering the system. Over \$3 million of construction, half funded by federal grant funds, will be completed in 2006.
 - g) Botanical Garden – City Participation Plan: The City Council will continue to support the establishment of a viable Botanical Garden at Lake Fayetteville.
 - h) Scull Creek Trail – Funding: Utilize current dedicated funding for the Scull Creek Trail development.
- 7) Service Improvements
- a) Wastewater System Improvement Project: Construction of the new Westside Wastewater Treatment Plant (WWTP), upgrade of the existing Noland WWTP, and construction of 30 miles of large diameter interceptor pipelines to transport flows to the WWTPs. This project will eliminate over 50 sewer overflows system wide on an average year.
 - b) 36" Water Transmission Line: Rehabilitation and flow control on the 36" water transmission main from the Beaver Water District to Fayetteville to meet regulatory requirements, extend the life of the pipeline, and reduce the potential for large water main breaks that impact system wide pressure.

Parking Enforcement & Telecommunications

New parking structure in the Dickson Street area and pay parking discussions – A request for proposals from a private partner to work with the City to construct and fund a new parking structure in the Dickson Street Area was released during the fourth quarter.

Human Resources

Council Compensation Study Committee – Phase 2 of the compensation analysis and plan was approved during the fourth quarter.

Water & Wastewater Department

- 1) Continual update of the City's strategic plan
 - a) Continued to use the updated sewer collection model to evaluate the ability of the system to accommodate flows from new developments.
 - b) The Water Master Water Plan and Study for the water storage and distribution system has been furnished by the consultant and is under staff review. The associated computer model is being used to evaluate new developments in areas where water supply may be an issue. A water/wastewater staff engineer was added in January, 2006, with the expertise to run the model in-house. Training is underway; the model should be completed in late 2006 and staff will have the ability to evaluate all significant changes to the water system. A change order is being evaluated to update the model so that it will be fully up to date when it is turned over to the City.
- 2) Wastewater System Improvements Project.
 - a) Designs are complete.
 - b) Two easements on the west side are going forward for condemnation and all others have been acquired. Easement acquisition is underway for the east side lines.
 - c) The NPDES Permits for both the Noland and Westside Wastewater Treatment Plants are published and in effect.
 - d) Completed a watershed protection agreement with the Beaver Water District that is a leap forward for protecting the White River watershed from non-point pollutant sources. A consultant will be hired in the next quarter to develop a nutrient reduction plan.
 - e) Construction is complete for the following projects.
 - i) WL-5, force mains from the Hamestring Lift Station to the Broyles Road WWTP.
 - ii) Broyles Road Water Line.
 - f) Construction is underway for the following projects.
 - i) Westside Wastewater Treatment Plant construction is underway and making excellent progress - substantial completion May 2008.
 - ii) Noland Wastewater Treatment Plant Construction is underway and making excellent progress - substantial completion May 2007.
 - iii) WL-1 and 3, Gravity Lines from Old Wire Road to Gregg Avenue and from Porter Road to Hamestring Lift Station - substantial completion in March 2007.
 - iv) WL-4, Gravity Lines and Force Main from Gregg Avenue Lift Station to Hamestring Lift Station - substantial completion in October 2007.
 - v) WL-6 Hamestring lift station - substantial completion December 2007.
 - vi) The electrical line relocation on Broyles Road is underway - substantial completion in April 2007.
 - vii) Westside WWTP Wetlands Construction - substantial completion December, 2006.
 - f) The last major westside construction projects will bid as shown below. Bid dates are scheduled to facilitate completion at the most appropriate time.
 - i) WL-7, Gregg Avenue lift station - bid March 20, 2007.
 - ii) EP-1, Noland WWTP Wet Weather Improvements - bid March 8, 2007.
 - g) Easement acquisition is underway for the east side lines. These two projects will bid in 2007.
 - h) The project is funded through a combination of a \$42 million sales tax bond issue approved in September 2006, a \$125 million sales tax bond issue approved in November 2001, system revenues, developer impact fees, and the sale of land at the Westside WWTP site.

3) Sanitary Sewer Rehabilitation.

- a) The Sanitary Sewer Rehabilitation project, using approximately the \$1.1 million from the State Tribal and Assistance Grants for 2003 and 2004, is under construction. The project is complete except for one change order that is awaiting a highway permit.
- b) Sewer Manhole Rehabilitation in the amount of \$140,000 was completed in Farmington, per the arbitration agreement. Line replacement projects will be bid in the first quarter of 2007.
- c) Field inspections of the Hamestring sewer basin are complete and design is underway.
- d) The City has received a State Tribal and Assistance Grant in the amount of \$477,900 for 2006.

Meter Operations

Meter reading and maintenance employees worked 4,080 turn on/off orders, 83 pressure and leak related orders, and 1,619 miscellaneous customer service related jobs.

Field representatives inspected 302 construction accounts to determine if the buildings were occupied or still under construction and verified 1163 water taps to ensure that the tap and meter are serving the building to which they were issued. Meter employees updated 65 construction accounts pertaining to customer status and billing charges; replaced 515 manual read meters with radio-read meters; and installed 102 radio-read meters for new service and installed electronic read hardware MXU 154 radio-read meters that were in service but were being read manually. These installations increase the number of meters that are radio-read to 10,079. Meter employees also replaced 73 manual read meters that were due for scheduled maintenance or had malfunctioned, removed 22 water meters reported to be inactive and no longer needed at the address currently installed, assigned 184 utility account numbers and location codes, assigned 156 solid waste only account numbers for the recently annexed areas, worked 357 non-read accounts, rebuilt 72 meters for touch read meters, repaired 48 meters, and tested 1,015 meters for inventory and change out.

The backflow team inspected 28 backflow preventers, tested 15 back flow devices, repaired 15 back flow devices, surveyed 75 high and 73 low hazard locations, and reviewed 34 building plans.

Water & Sewer Maintenance

Sewer department employees installed 1,685 feet of 8" pipe on Berry and Sang, Porter, Fletcher and Spring, and Berry and Hughes. The sewer department T.V. inspected 7.46 miles of sewer main, washed 68.49 miles of sewer main, repaired 28 sewer point repairs, repaired/rebuilt 35 manholes, and had 67 sewer over flows.

Water department employees installed 1,200 feet of 8" water main along Sunshine Road, repaired/replaced 16 hydrants within the water system, repaired 167 leaks, and provided customer service in the form of locates to 2,470 persons.

Wastewater Treatment Plant

From October to December 2006, the WWTP continued to produce final effluent far better than the NPDES permit limits required. The overall compliance record of the facility has reached 197 out of the last 202 months.

Success in the implementation of internal recycling/reuse of plant effluent has resulted in reduction of potable water consumption of over 1 million gallons a month.

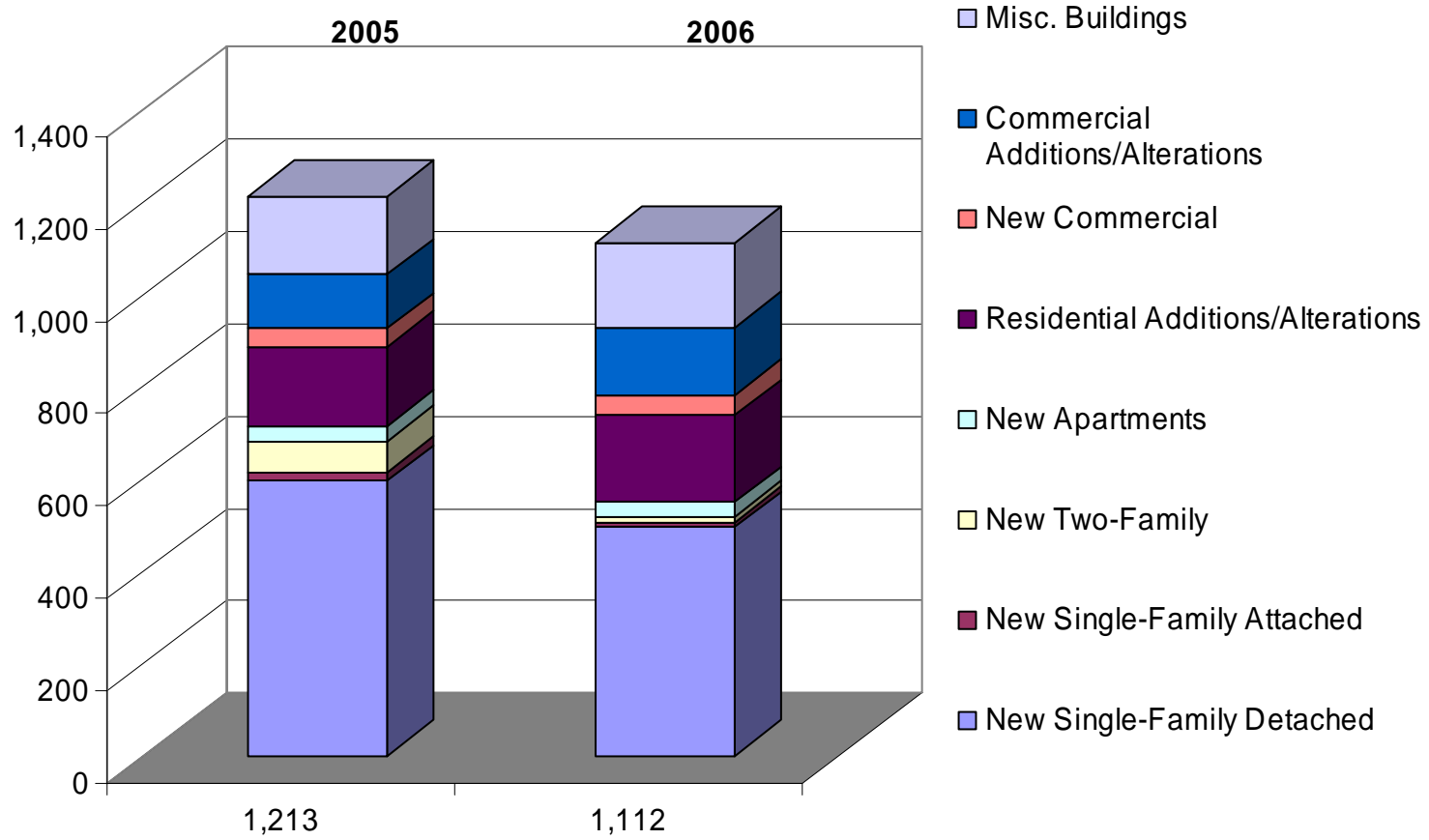
ADEQ conducted a compliance audit on the industry pretreatment program in November. The program is found to be in compliance.

The Annual Industrial Awareness Seminar was held at the Fayetteville Chamber of Commerce on November 2. Speakers included David Jurgens, Dr. Marty Matlock, Billy Ammons, Duyen Tran, and Denise Georgiou. The agenda offered an update on the Wastewater System Improvement Project, an update on the plant performance, an overview of the industrial pretreatment program, and the current and future issues on water quality in Northwest Arkansas. Billy Ammons presented awards to four industries for perfect compliance records at the event. Exit evaluations were very positive, as were comments from attendees during the seminar.

OMI staff at the Paul R. Noland Wastewater Treatment Plant received two safety awards this quarter from the Arkansas Department of Labor and the National Safety Council. The awards recognized OMI associates for working over nine years and over 500,000 hours without a lost time injury or illness.

Building Safety Division


Building Permits Issued



Building Safety Division

Building Valuations

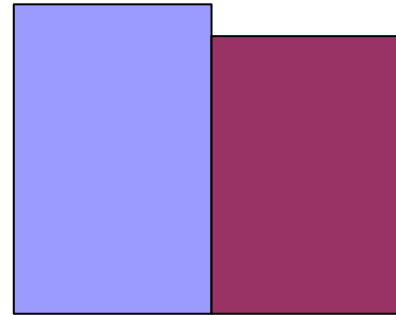
2005 2006



■ \$274,046,933 ■ \$275,253,298

Fees Collected


2005 2006



■ \$1,287,619 ■ \$1,156,684

Inspections Performed

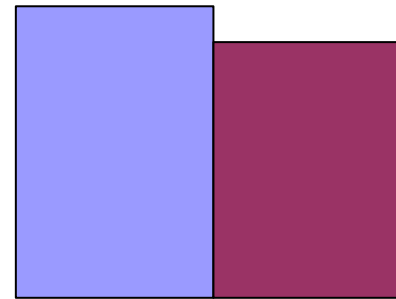
2005 2006



■ 28,248 ■ 29,152

Total Permits Issued

2005 2006



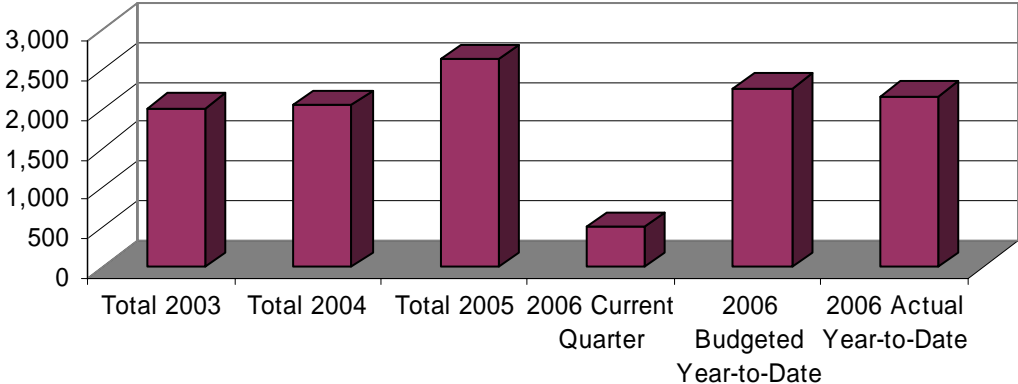
■ 6,173 ■ 5,429

Building Services Division

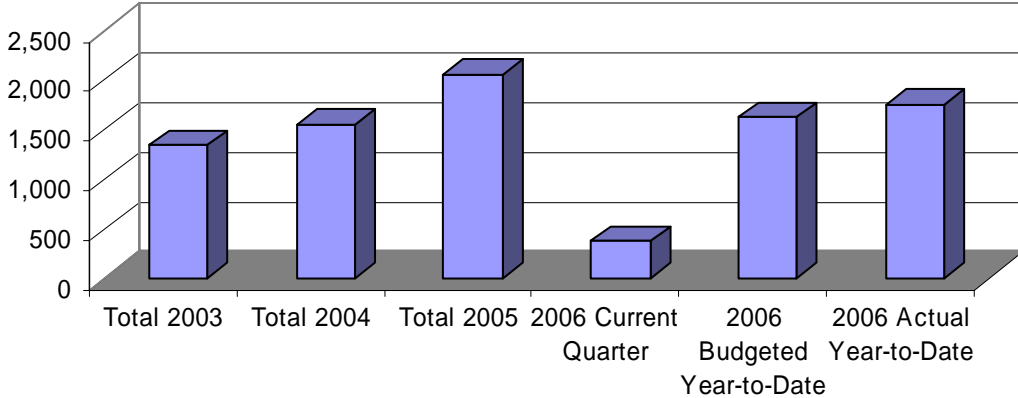
Building Services Performance Measures	Actual Year-to-Date 2005	Budgeted Year-to-Date 2006	Actual Year-to-Date 2006
City-Owned Buildings	61	62	62
Renovations > or = \$2,000	16	15	12
Asbestos Inspections	5	4	4
Service Requests - Total	2,546	2,305	2,254
Contracts Managed	24	32	33
Preventive Maintenance Inspections	16	16	15
City Buildings Maintained	27	27	28
Service Requests - General Maintenance	2,052	1,625	1,753
Service Requests - HVAC	314	354	215
Service Requests - Plumbing/Electrical	253	285	192
City Buildings Maintained - Janitorial	14	15	17
Square Footage Maintained - Janitorial	129,794	129,794	131,329
Restrooms Maintained	45	47	47
Strip/Seal/Wax Floors	6	8	12
Janitorial Cost per Square Foot	\$ 1.50	\$ 1.56	\$ 1.54
Complaints on Janitorial Service	3	3	1

Building Services Division

Total Service Requests

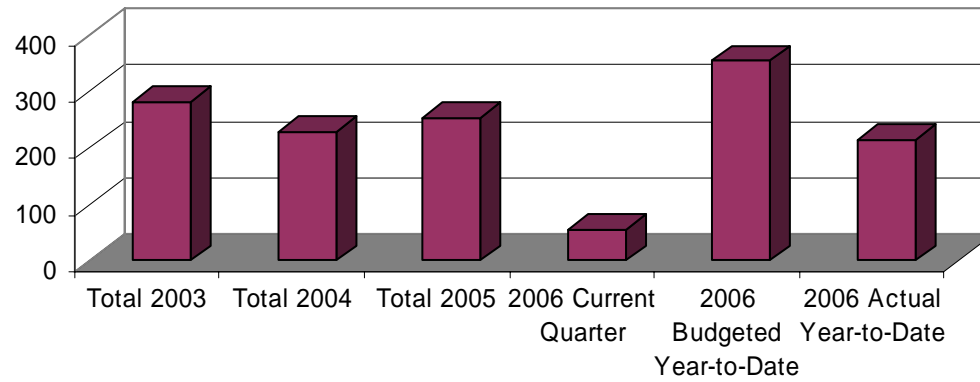


General Maintenance Service Requests

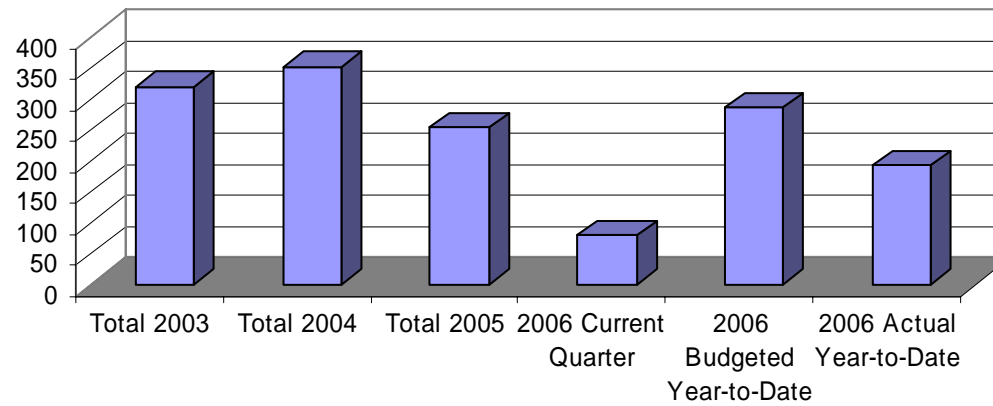


Building Services Division

HVAC Service Requests



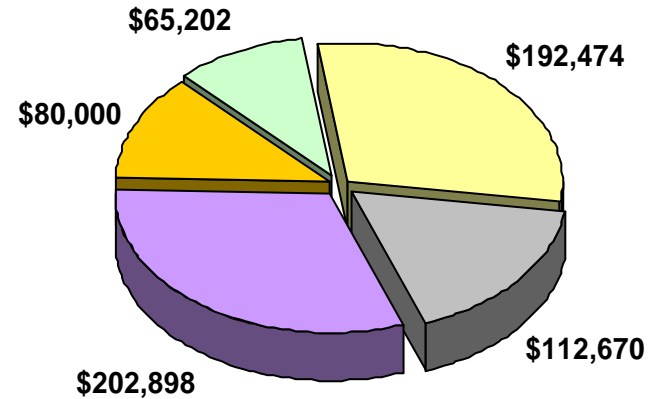
Plumbing & Electrical Requests



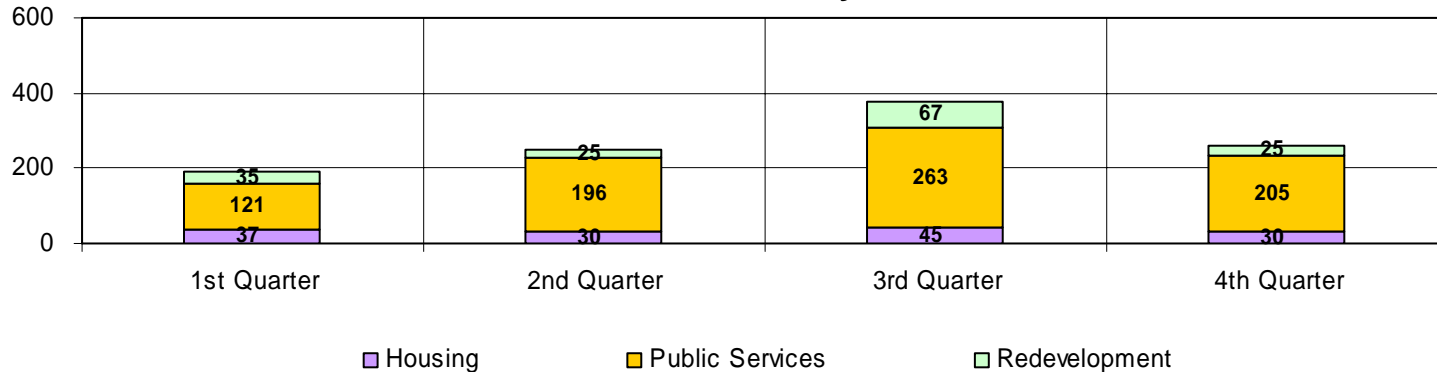
Community Resources

Community Development Block Grant Funding
2006 Grant Amount \$653,244

Public Facilities	\$202,898
Public Housing Authority	\$26,300
Public Housing Authority	\$76,598
Seven Hills Center	\$100,000
Public Services	\$80,000
Youth Can	\$19,603
Transportation Program	\$10,000
NWA Comm. College	\$33,025
Boys and Girls Club	\$17,372
Redevelopment Program	\$65,202
Code Compliance	\$39,524
Land Acquisition	\$25,678
Housing Program	\$192,474
Administration	\$112,670

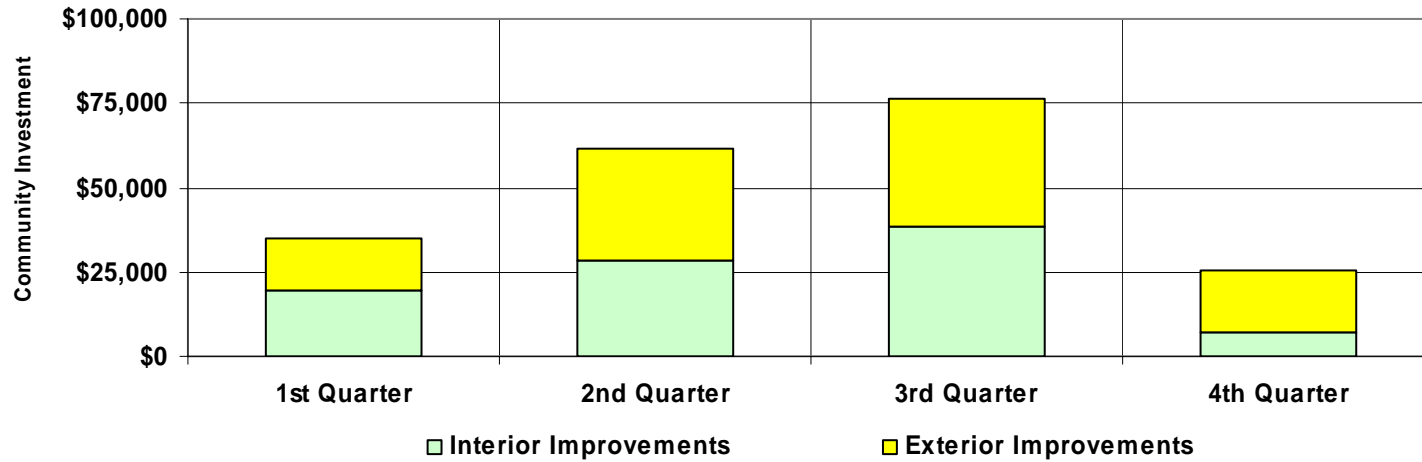


Residents Served by Quarter



Community Resources

Reduction of Substandard Housing



Emergency Projects Completed

	QTR 1	QTR 2	QTR 3	QTR 4	Total
Wheelchair Ramp:	0	0	0	0	0
Roof:	1	2	3	2	8
HVAC:	0	1	0	0	1
Plumbing:	6	3	2	3	14
Electrical:	3	3	4	1	11
Total Projects:	10	9	9	6	34

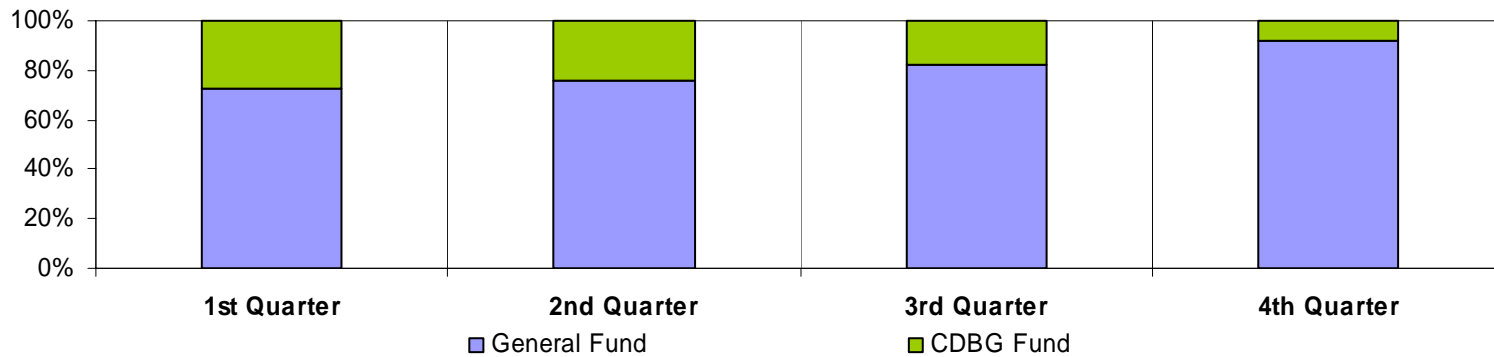
Community Resources

2006 Code Compliance Service Request Investigations

	QTR 1	% of	QTR 2	% of	QTR 3	% of	QTR 4	% of	Total
Unsightly or Unsanitary Conditions	329	18.3%	603	33.6%	570	31.7%	294	16.4%	1,796
Improper Storage of Vehicles	109	33.6%	70	21.6%	64	19.8%	81	25.0%	324
Unsafe/Unsecured Buildings	22	17.5%	45	35.7%	34	27.0%	25	19.8%	126
Zoning Issues	25	21.4%	34	29.1%	39	33.3%	19	16.2%	117
Sign and Banner Issues	269	19.5%	444	32.2%	354	25.7%	310	22.5%	1,377
Engineering Issues	9	60.0%	0	0.0%	3	20.0%	3	20.0%	15
Miscellaneous Inspections	85	43.6%	32	16.4%	67	34.4%	11	5.6%	195
Quarterly Totals	848	21.5%	1,228	31.1%	1,131	28.6%	743	18.8%	

Total Service Requests 3,950

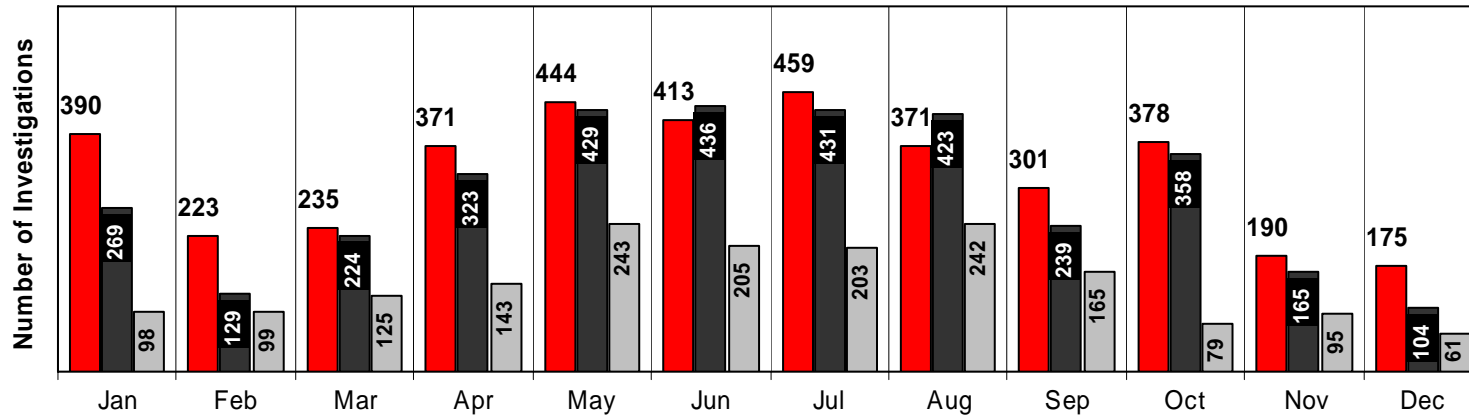
Program Funding Sources by Quarter



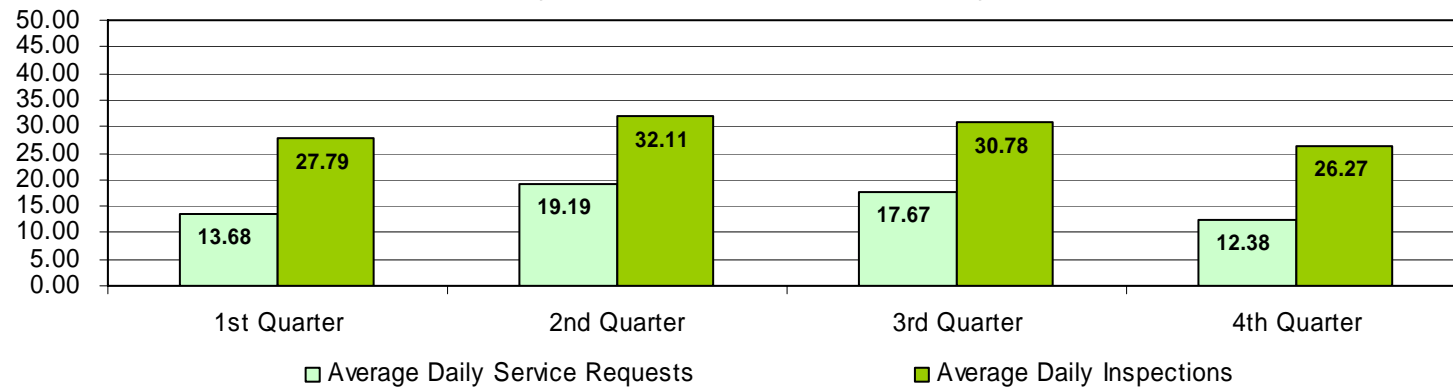
Community Resources

Code Compliance Monthly Investigation Performance

2006 / 2005 / 2004



Quarterly Code Compliance Daily Workload

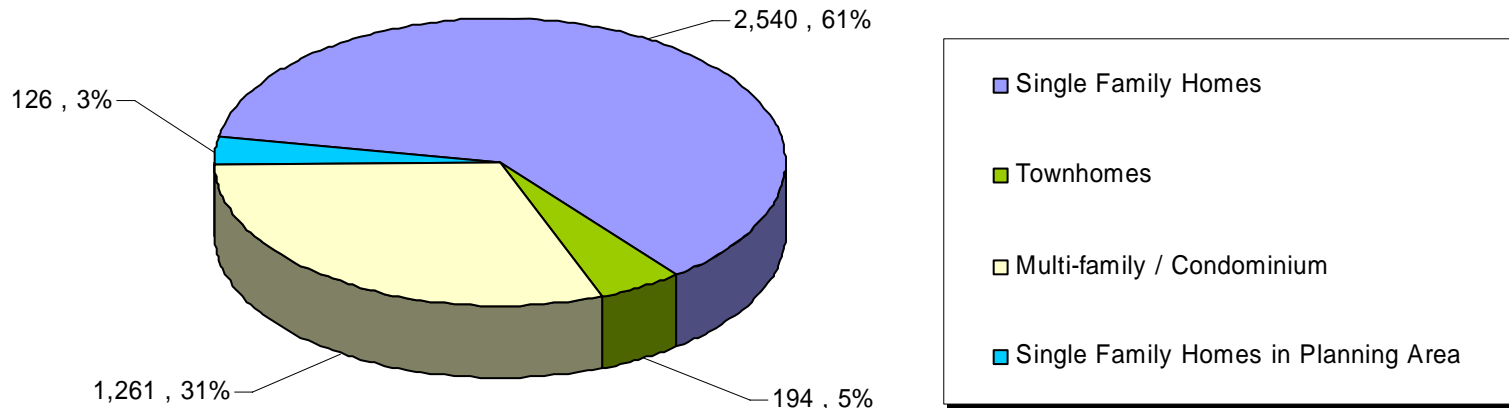


Current Planning Division

	QTR 1	% of	QTR 2	% of	QTR 3	% of	QTR 4	% of	Total
Single Family Homes	657	25.9%	1,030	40.6%	602	23.7%	251	9.9%	2,540
Townhomes	0	--	175	90.2%	0	0.0%	19	9.8%	194
Multi-family/Condominium	299	23.7%	44	3.5%	65	5.2%	853	67.6%	1,261
Single Family Homes in Planning Area	24	19.0%	34	27.0%	56	44.4%	12	9.5%	126
Quarterly Totals	980	23.8%	1,283	31.1%	723	17.5%	1,135	27.5%	

Total Dwelling Units 4,121

Estimated Dwelling Units Approved by the Planning Commission



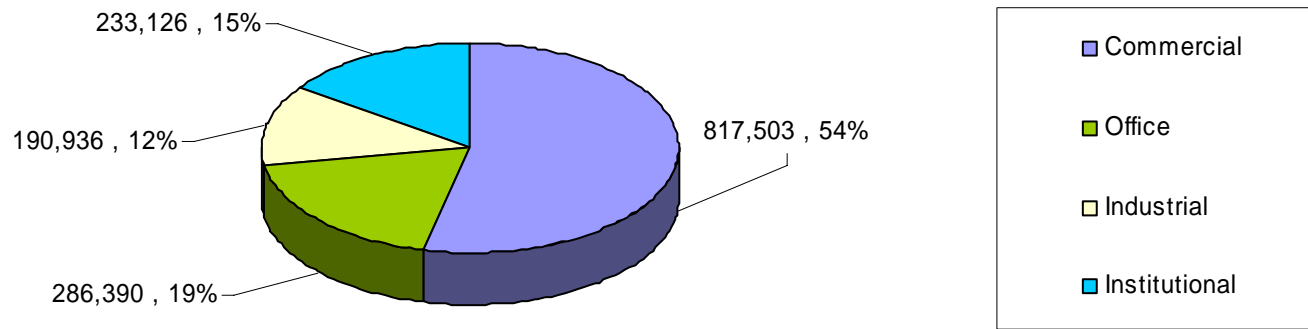
*The numbers herein do not represent actual building permits issued or construction permits granted.

Current Planning Division

	QTR 1	% of	QTR 2	% of	QTR 3	% of	QTR 4	% of	Total
Commercial	436,218	53.4%	150,305	18.4%	92,279	11.3%	138,701	17.0%	817,503
Office	57,443	20.1%	139,328	48.6%	89,619	31.3%	0	0.0%	286,390
Industrial	48,936	25.6%	103,000	53.9%	39,000	20.4%	0	0.0%	190,936
Institutional	96,168	41.3%	136,958	58.7%	0	0.0%	0	0.0%	233,126
Quarterly Totals	638,765	41.8%	529,591	34.7%	220,898	14.5%	138,701	9.1%	

Total Square Footage 1,527,955

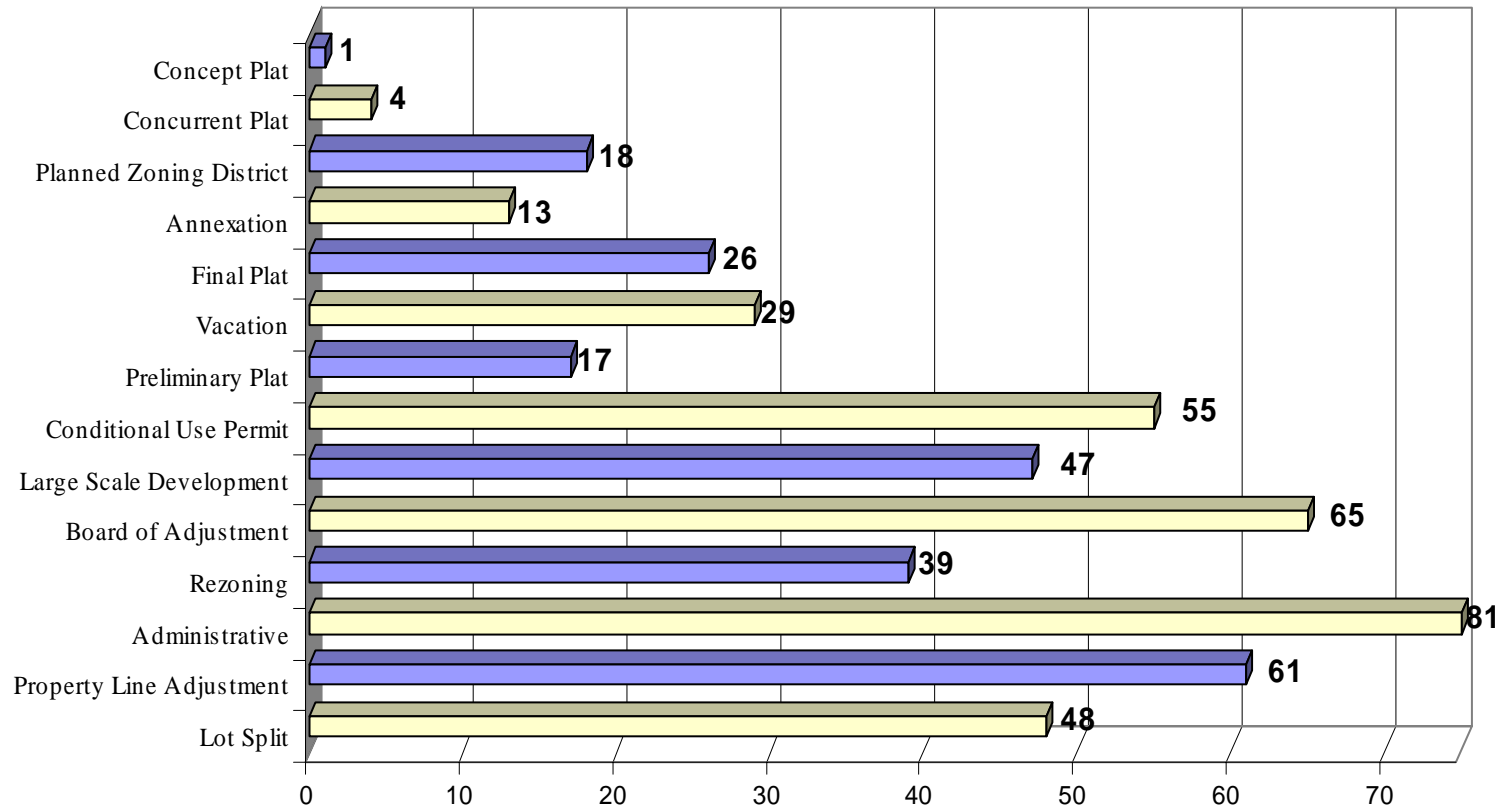
Non-Residential Square Footage Approved by the Planning Commission



*The numbers herein do not represent actual building permits issued or construction permits granted.

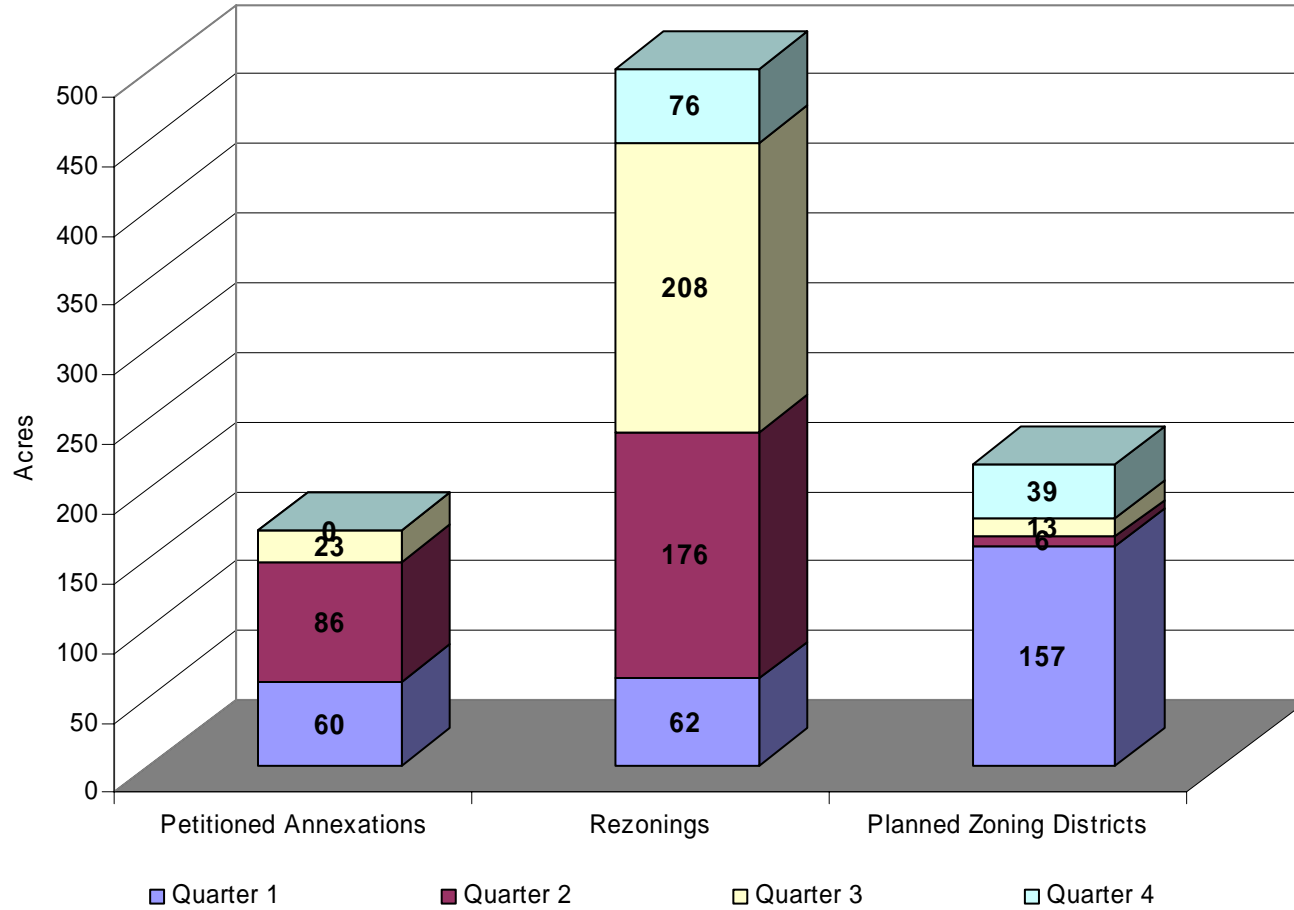
Current Planning Division

Planning Division Submittals



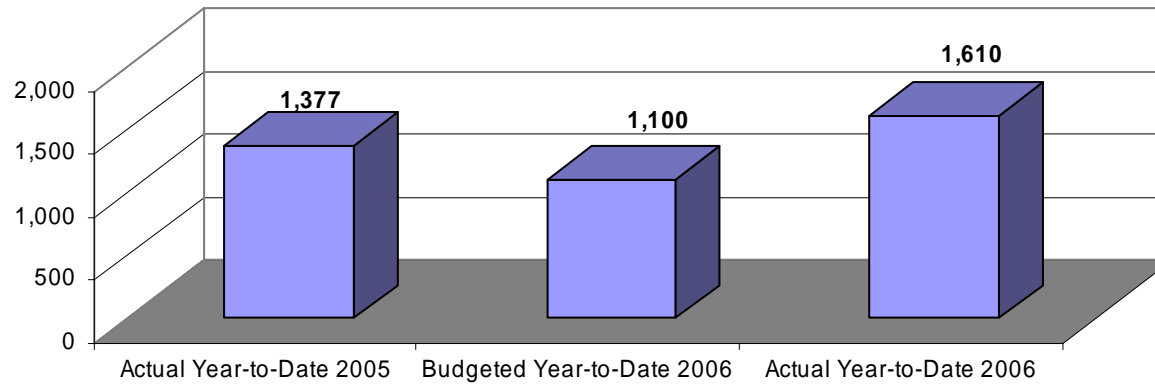
Current Planning Division

Estimated Annexation, Rezoning and Planned Development District Acres Forwarded by the Planning Commission

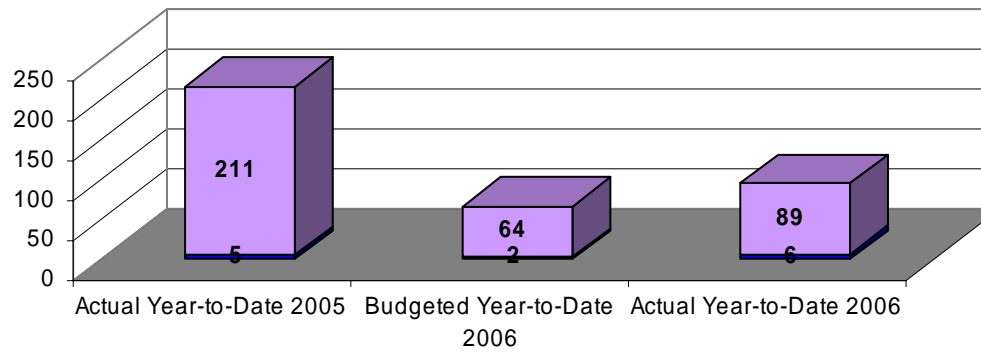


Engineering Division

Sidewalk Inspections



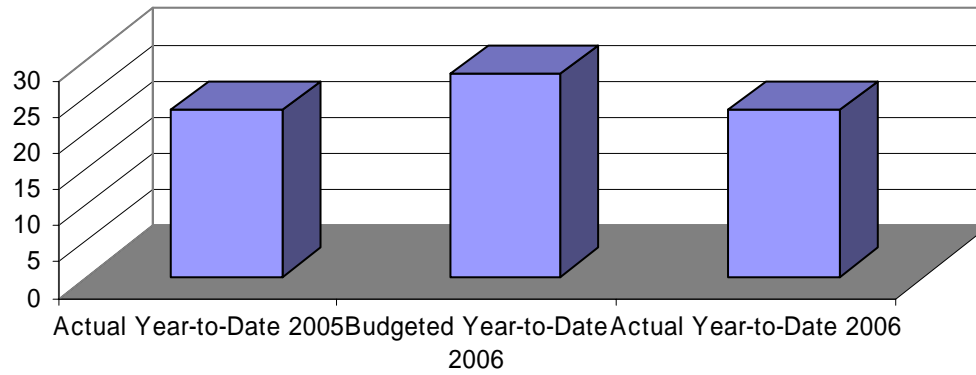
Public Land/Easement Acquisitions



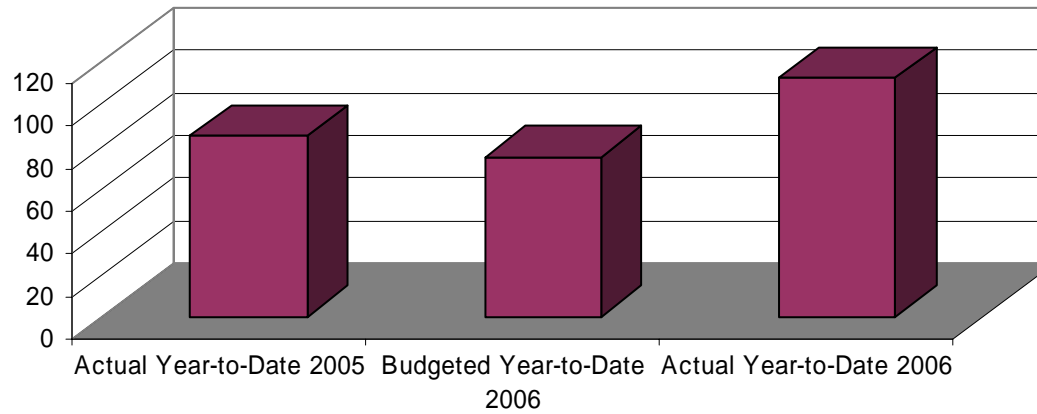
■ Acquisition/Disposal of Property ■ Acquisition of Easements/ROW

Engineering Division

Floodplain Development Permits Issued

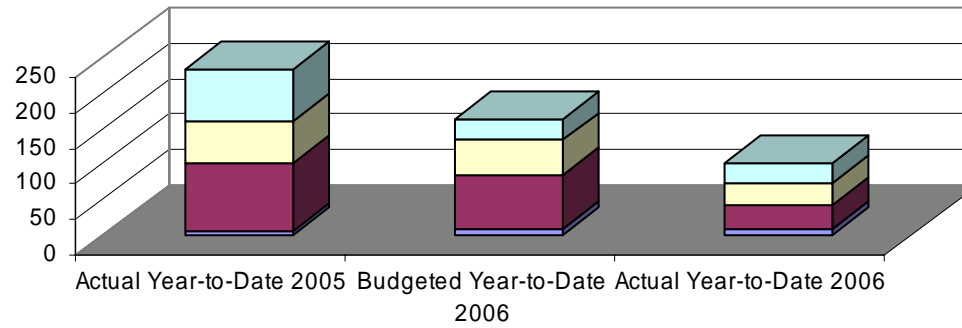


Grading Permits Issued



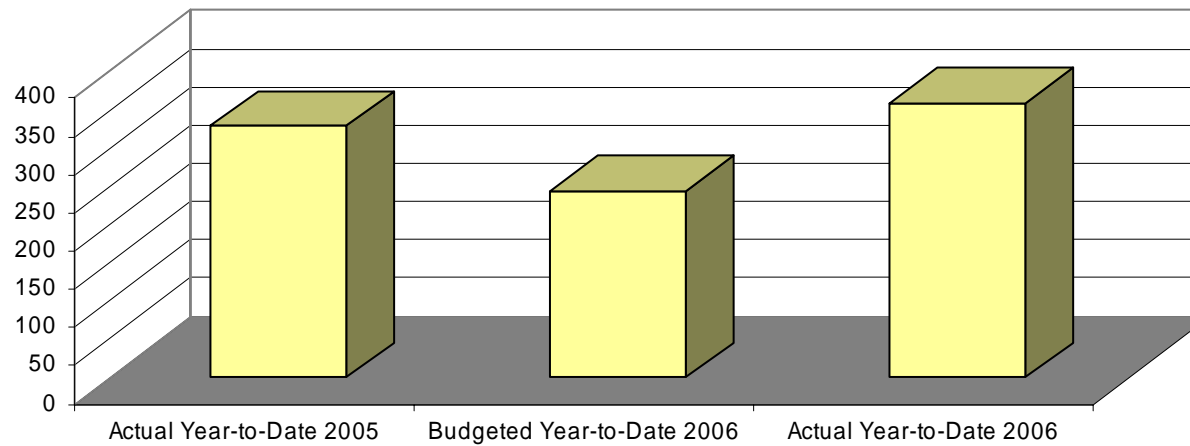
Engineering Division

Public Works Inspections



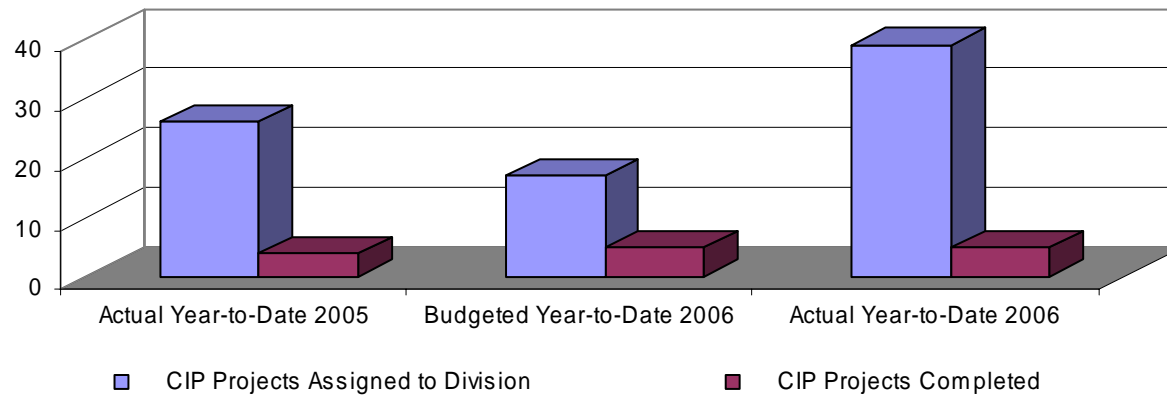
■ CIP Projects
 ■ Small Developments (<1 acre)
 ■ Large Developments (>1 acre)
 ■ Residential Subdivisions

Construction Plans Reviewed

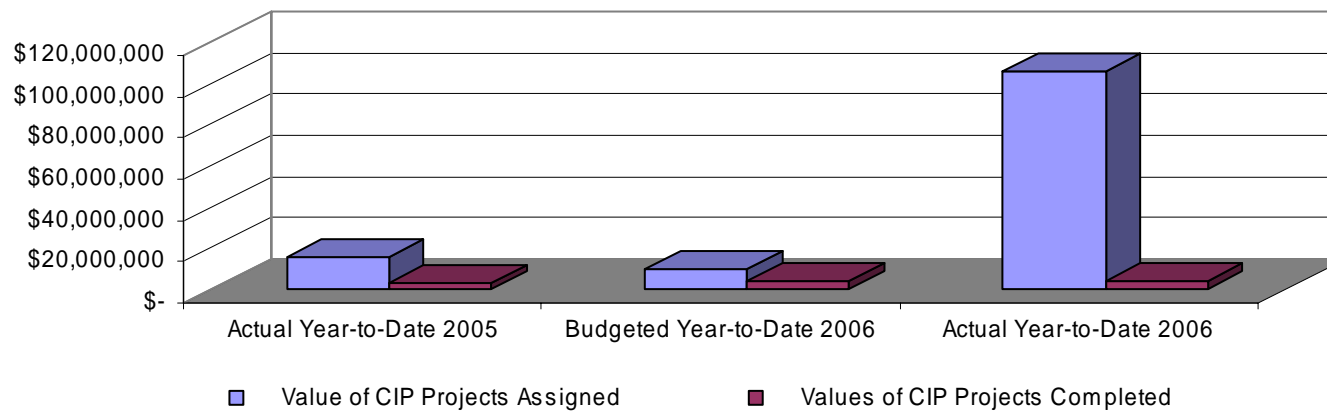


Engineering Division

Comparison of CIP Projects Assigned to Projects Completed

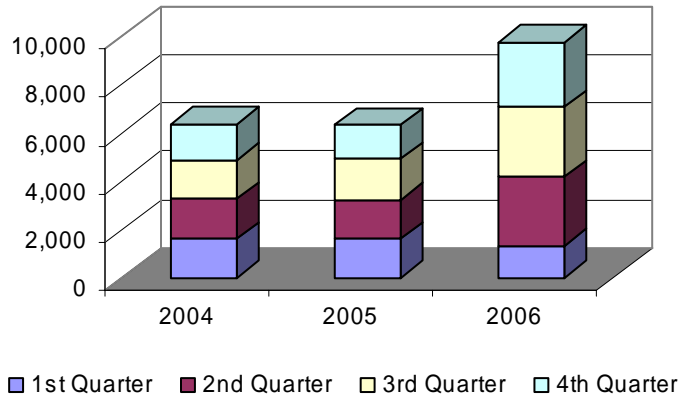


Comparison of Value of CIP Projects Assigned to Projects Completed

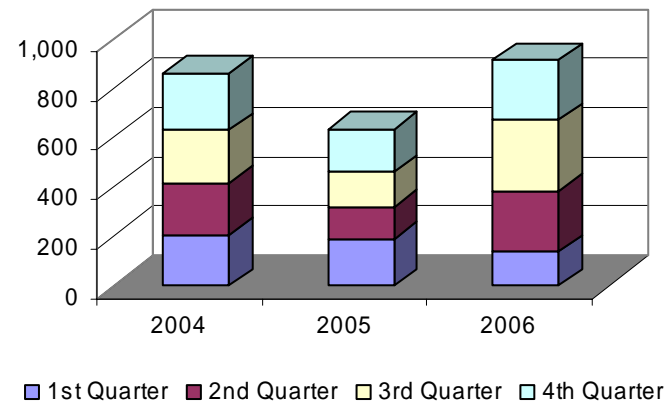


Fleet Operations Division

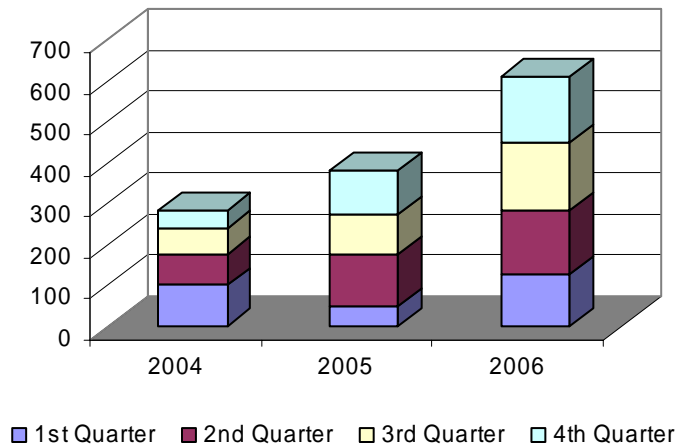
Repair Requests



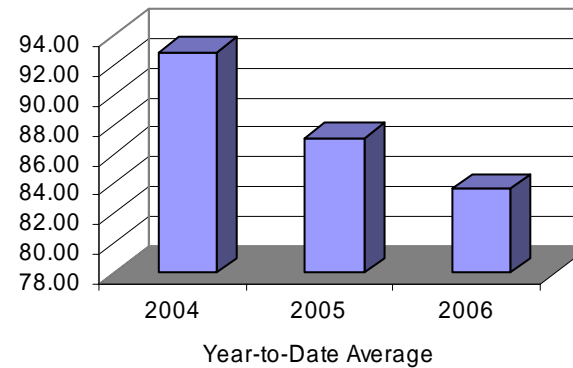
PM Generated Repairs



Number of Road Failures



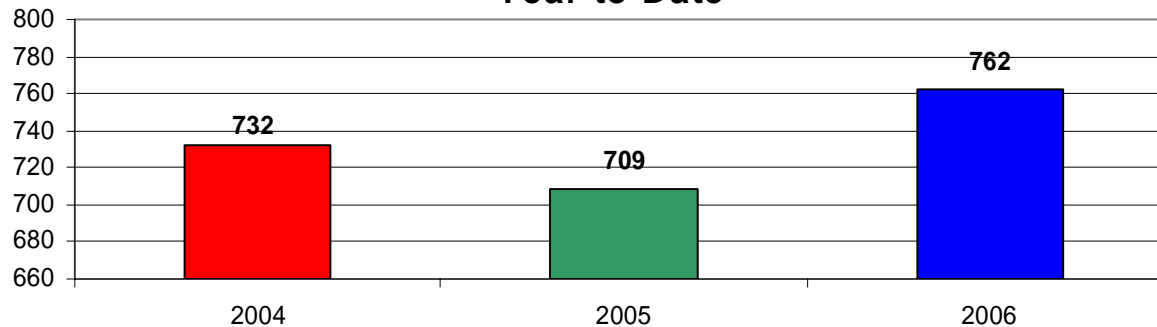
% of Hours Worked Charged to Vehicles



Human Resources Division

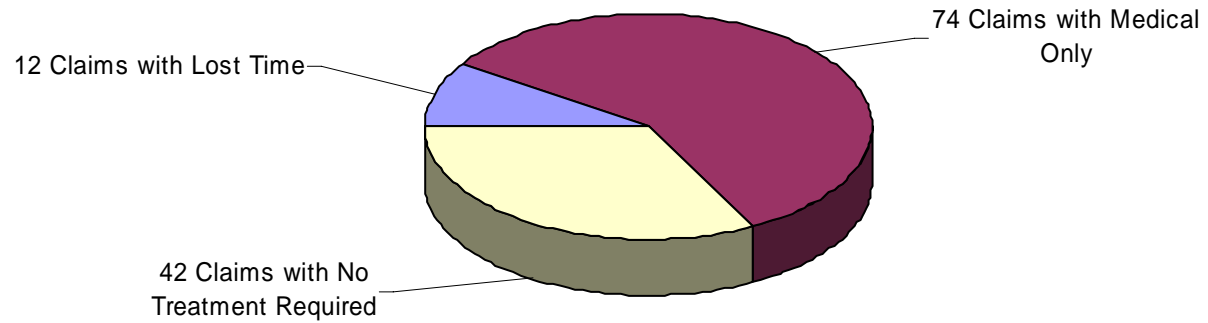
Human Resources Performance Measures	Actual Year-to-Date 2005	Budgeted Year-to-Date 2006	Actual Year-to-Date 2006
New Hires	188	185	190
Employees Newly Eligible for 401 & 457 Plans	60	65	78
Insurance Products Offered	10	10	10
Civil Service Applications Processed	402	195	180
Supervisory, Safety & Educational Training Opportunities	5	3	0
Workers' Comp Incidents/Injuries Receiving Medical Treatment	86	85	83
% of Voluntary Turnover	9.4	10.0	10.2
% of Eligible Employees Participating in 401 & 457 Plans	90	90	90
% of Insurance Billings Paid within 30 Days	100	100	100
Civil Service Applicants Certified for Hire	89	90	87
% of Employees Rating Training as Meeting Their Needs	86	85	N/A
% of Workers' Comp Incidents/Injuries that are Medical Only	91	85	82

Number of Active Employees Year-to-Date

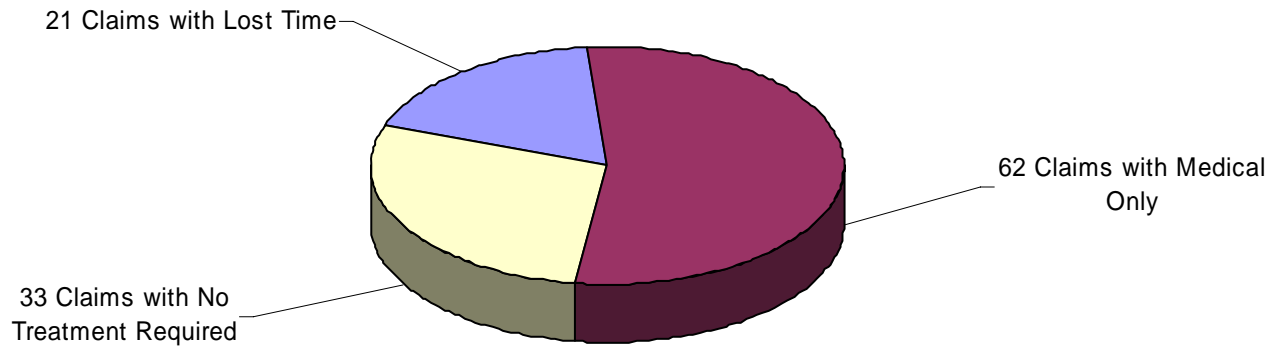


Human Resources Division

Types of Workers' Compensation Claims Year-to-Date 2005



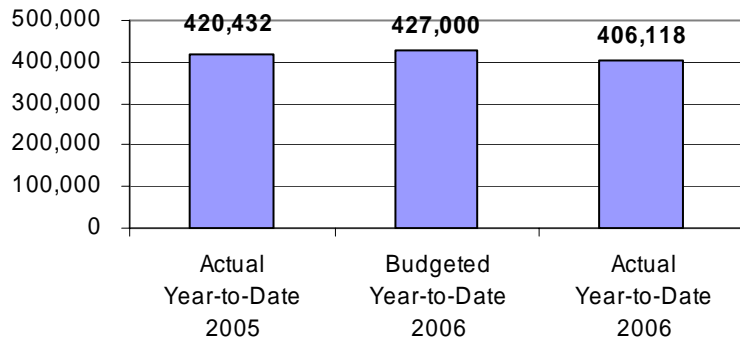
Types of Workers' Compensation Claims Year-to-Date for 2006



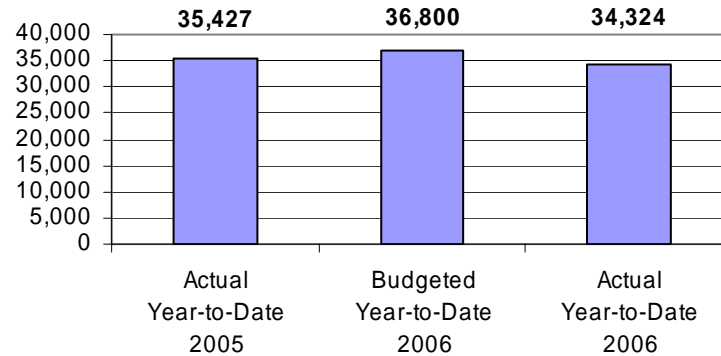
Meter Operations Division

Meter Operations Performance Measures	Actual Year-to-Date 2005	Budgeted Year-to-Date 2006	Actual Year-to-Date 2006
Meters Read	420,432	427,000	406,118
Meters in System	35,427	36,800	34,324
Service Orders Requested	30,096	31,000	30,191
Delinquent Accounts/Shut Offs	6,874	7,100	7,122
Delinquent Accounts/Reconnects	5,534	5,700	5,616
% of Meters Re-Read	6.05	6.70	6.23
% of Meters Changed Out	5.93	8.00	6.57
% of Delinquent Accounts Shut Off	20.75	23.50	20.75
Meters Tested	2,167	3,800	2,010
Meters Repaired	1,191	3,000	539
Water Accounts Surveyed/Backflow Devices Recorded	639/404	600/352	779/422
Backflow Devices Tested	21.00	80.00	98.00
% of Meters Tested	6.11	10.00	11.83
% of Meter Repaired	3.85	8.00	2.00
% of Water Accounts Notified to Install Required Backflow Devices	24.30	25.00	27.66

Meters Read

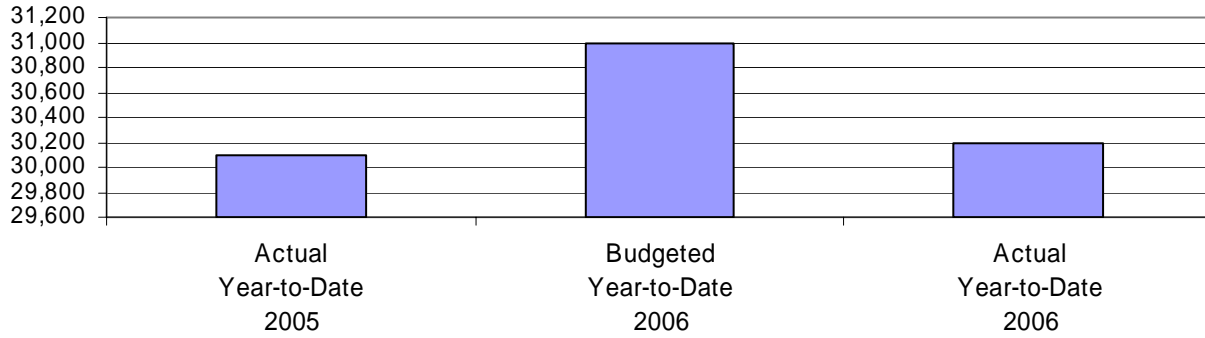


Meters in System

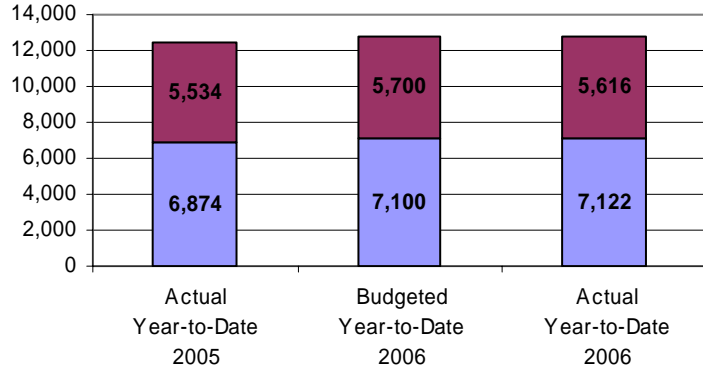


Meter Operations Division

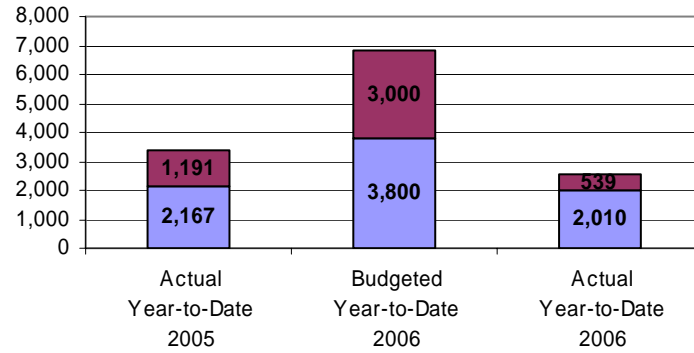
Service Orders Requested



Delinquent Accounts



Meters Tested and Repaired

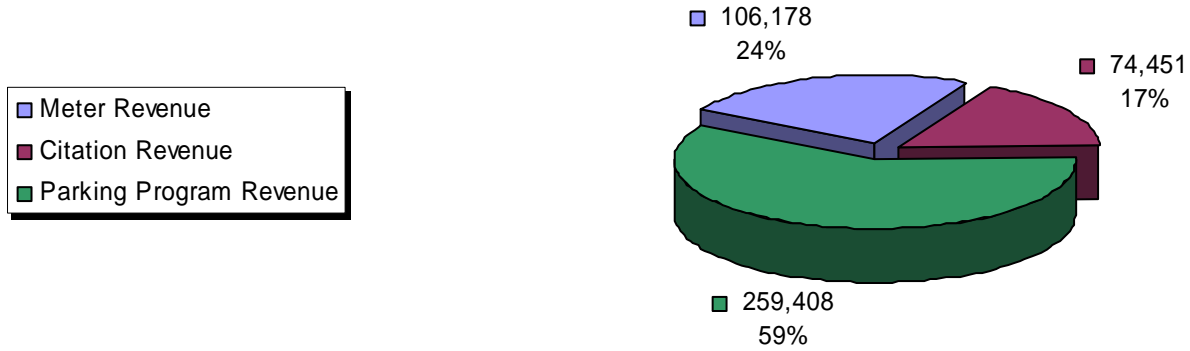


■ Delinquent Accounts/Shut Offs ■ Delinquent Accounts/Reconnects

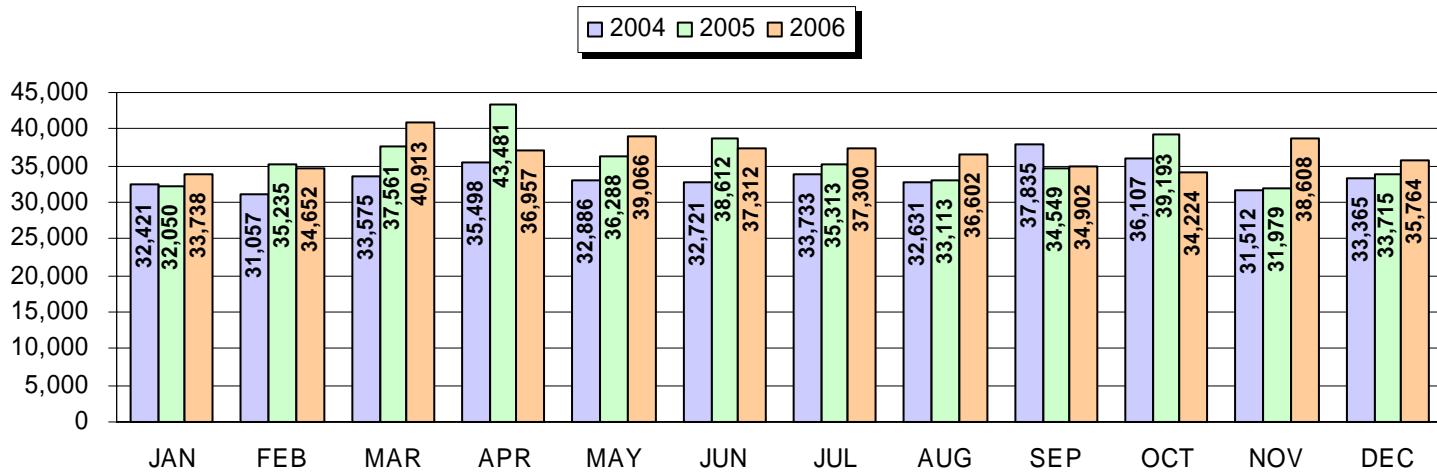
■ Meters Tested ■ Meters Repaired

Parking & Telecommunications Division

2006 Year-to-Date Revenue - Parking Management Revenue Type and % of Total

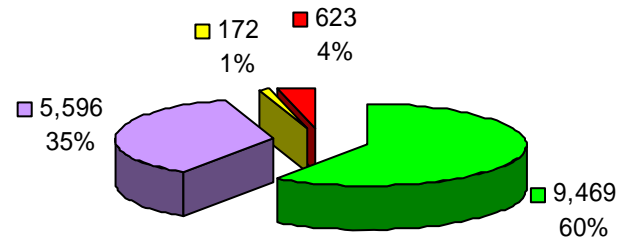
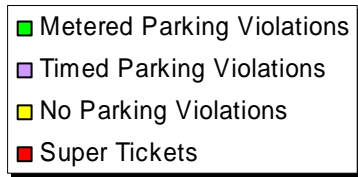


2004-06 Monthly Revenue - Parking Management

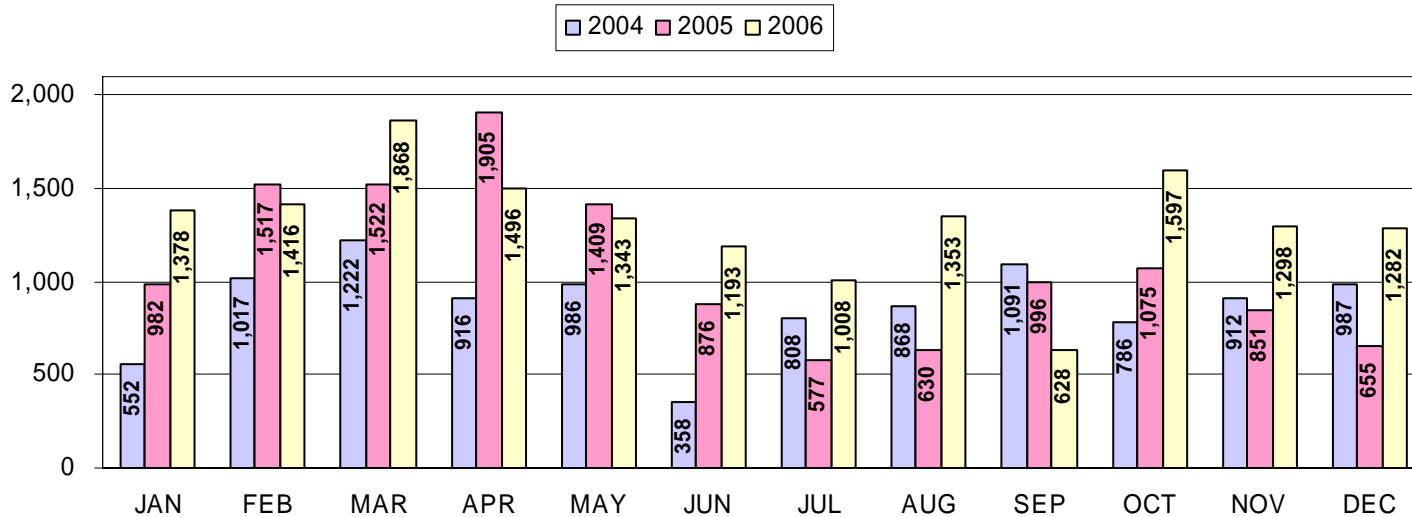


Parking & Telecommunications Division

2006 Year-to-Date Citations - Parking Management Citation Type and % of Total

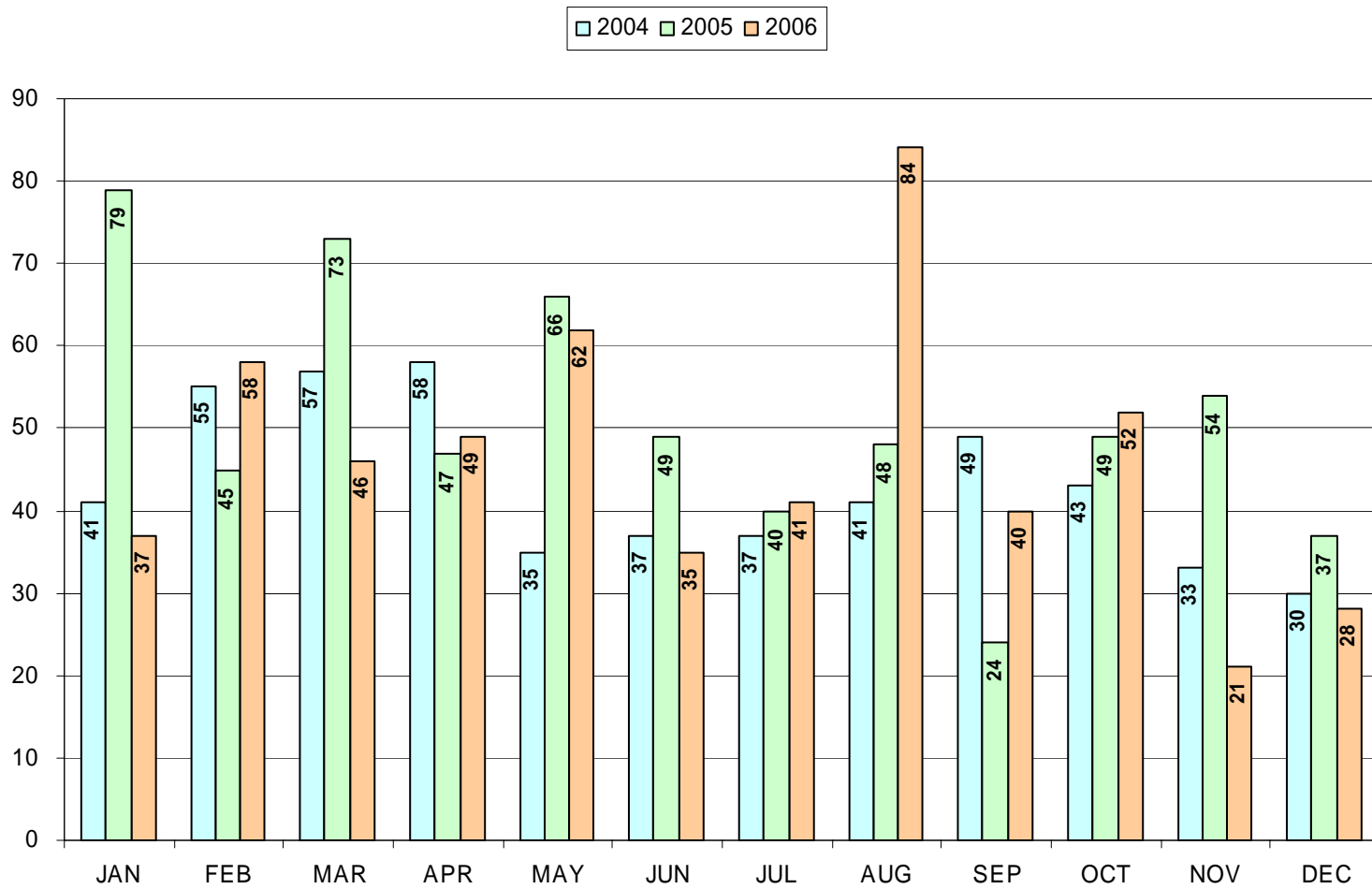


2004-06 Monthly Citations - Parking Management



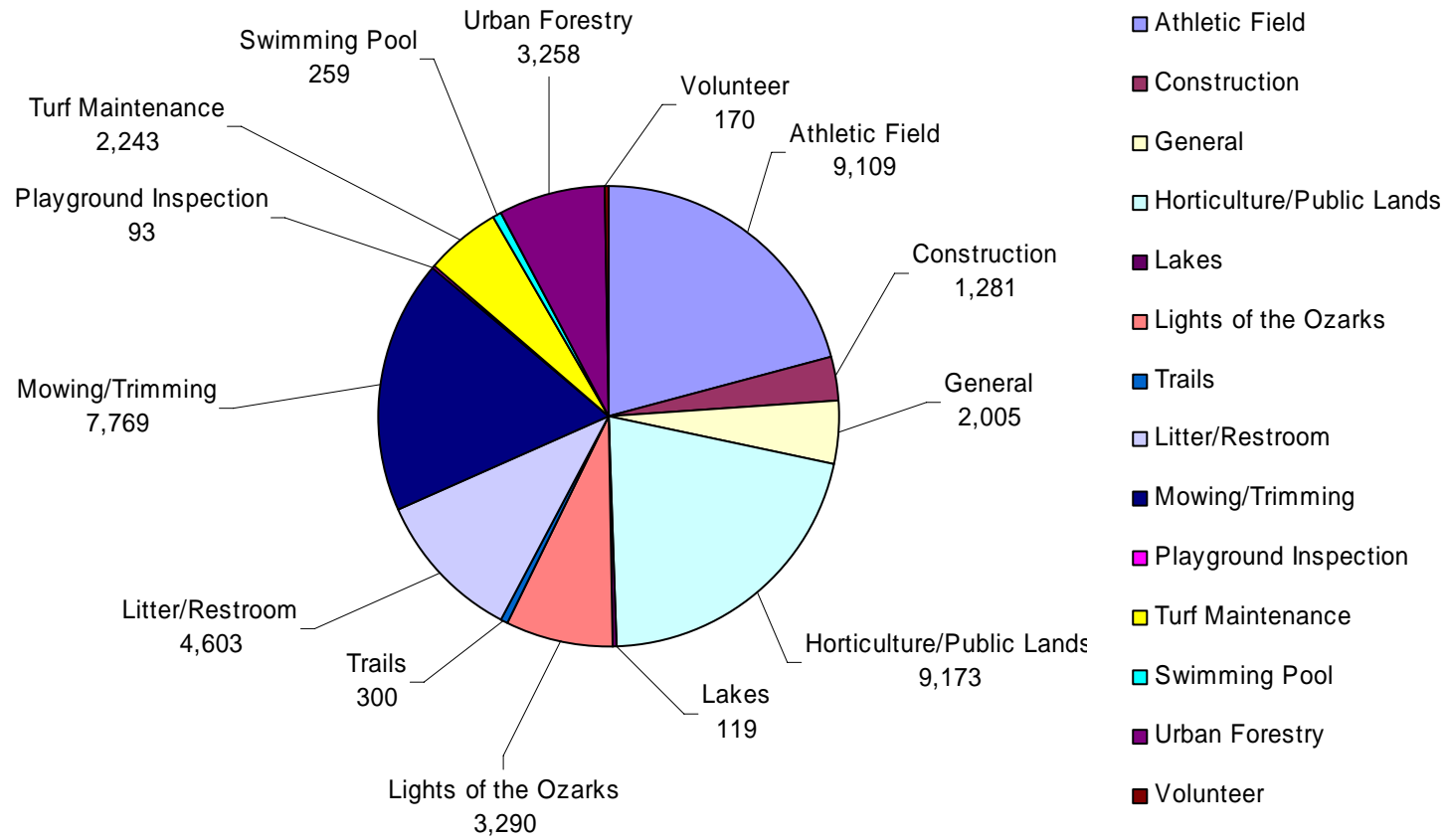
Parking & Telecommunications Division

2004-06 Monthly Service Requests - Telecommunications

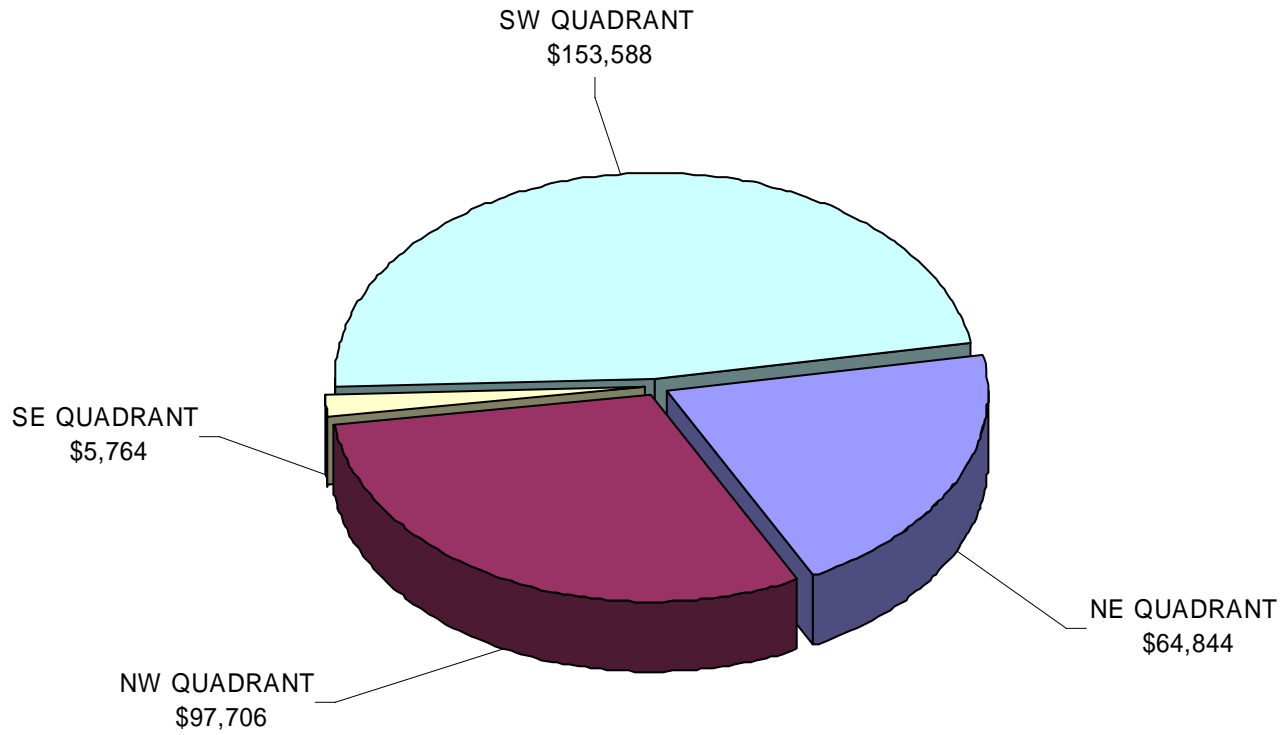


Parks & Recreation Division

Maintenance Hours Summary

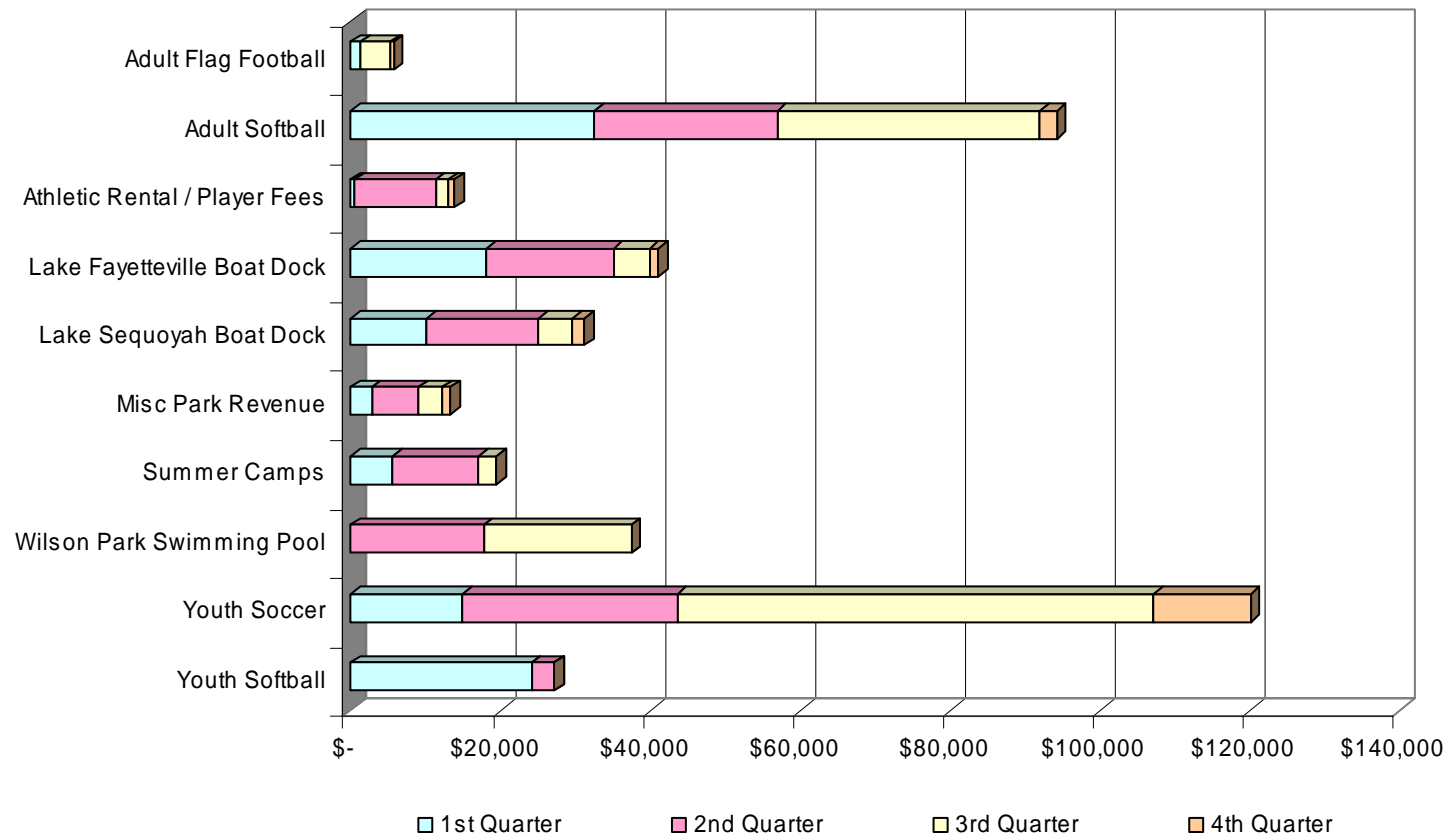


Parks & Recreation Division Park Land Dedication Revenues



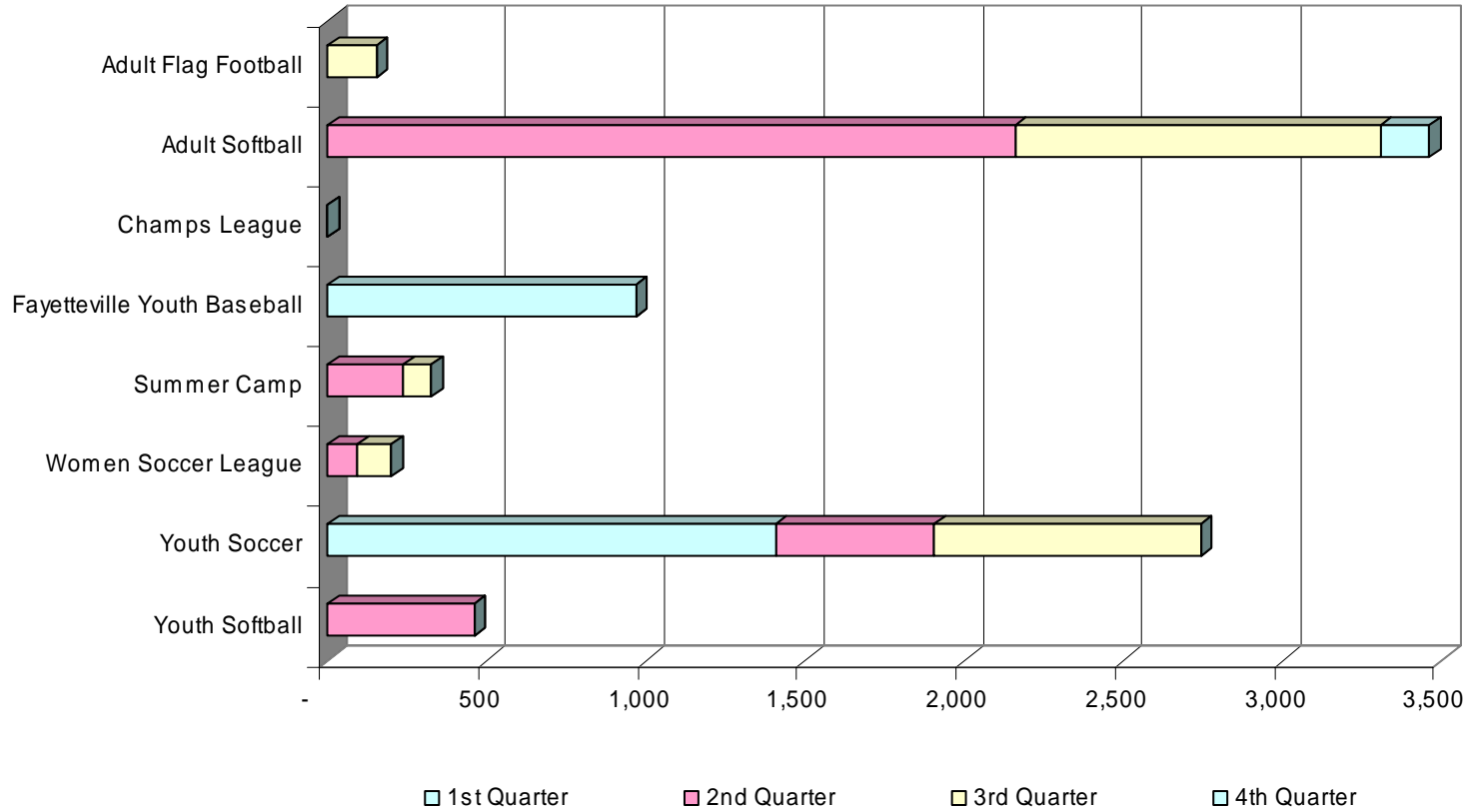
Parks & Recreation Division

Recreation Program Revenues



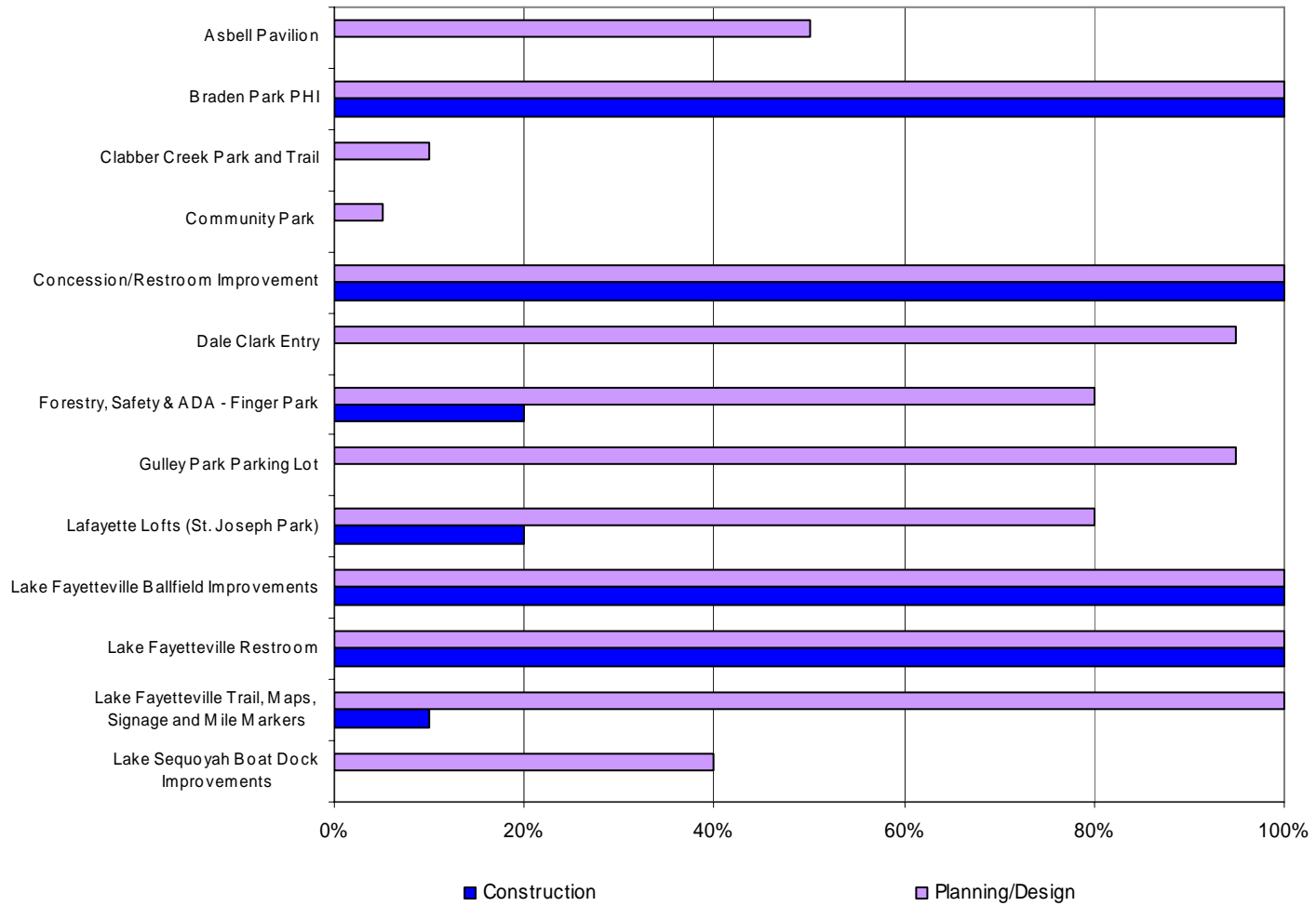
Parks & Recreation Division

Recreation Program Participation



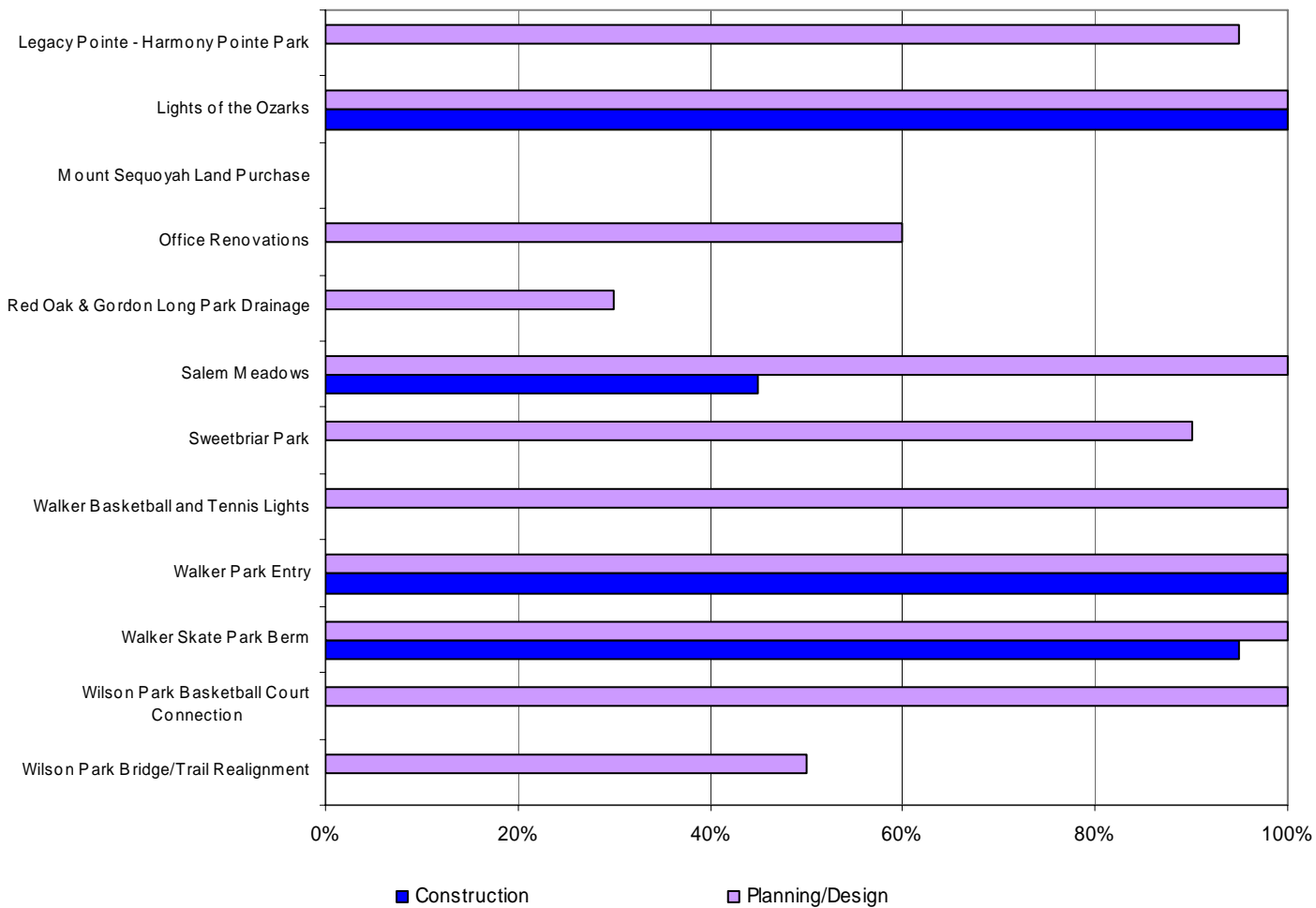
Parks & Recreation Division

CIP Status Summary



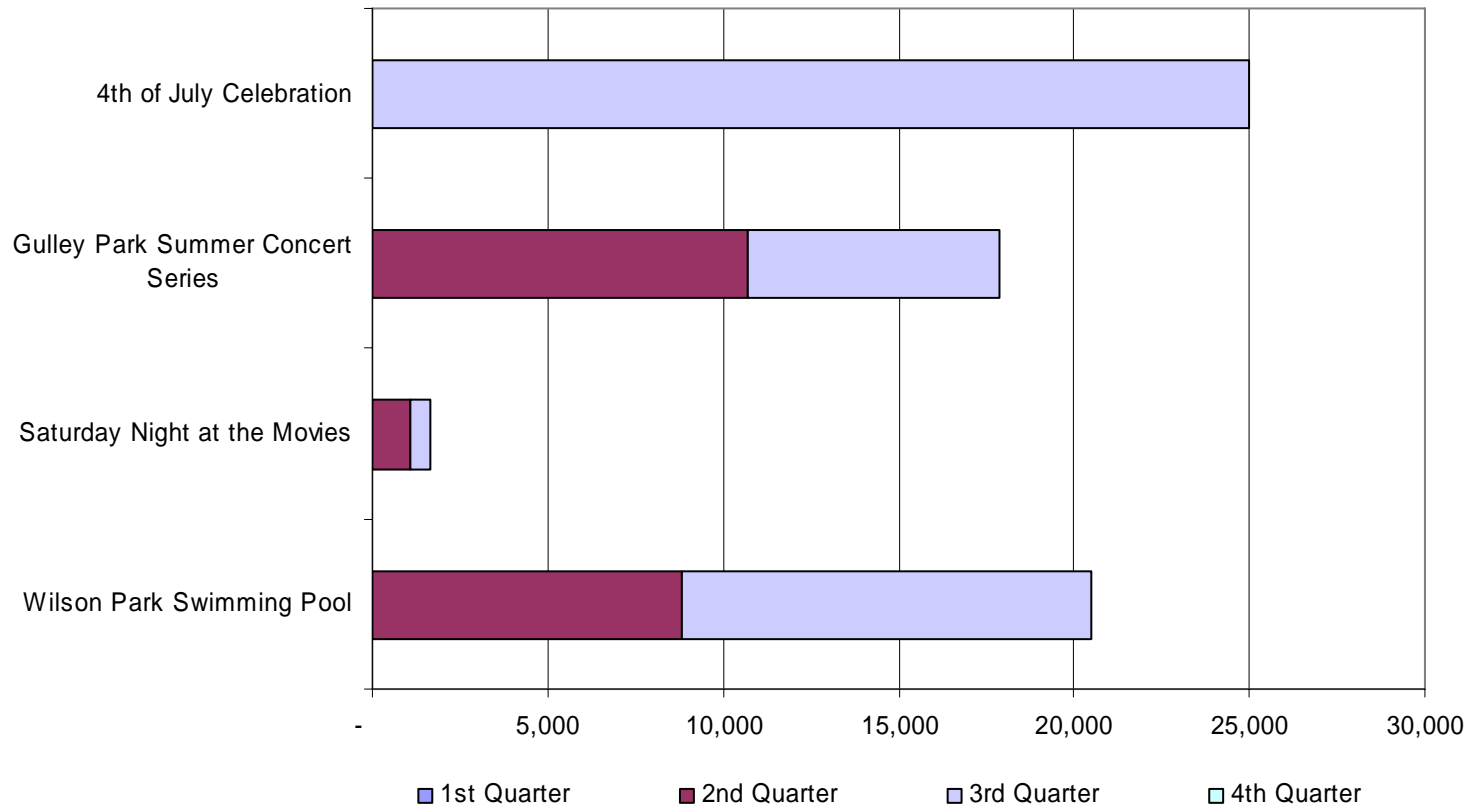
Parks & Recreation Division

CIP Status Summary - Continued



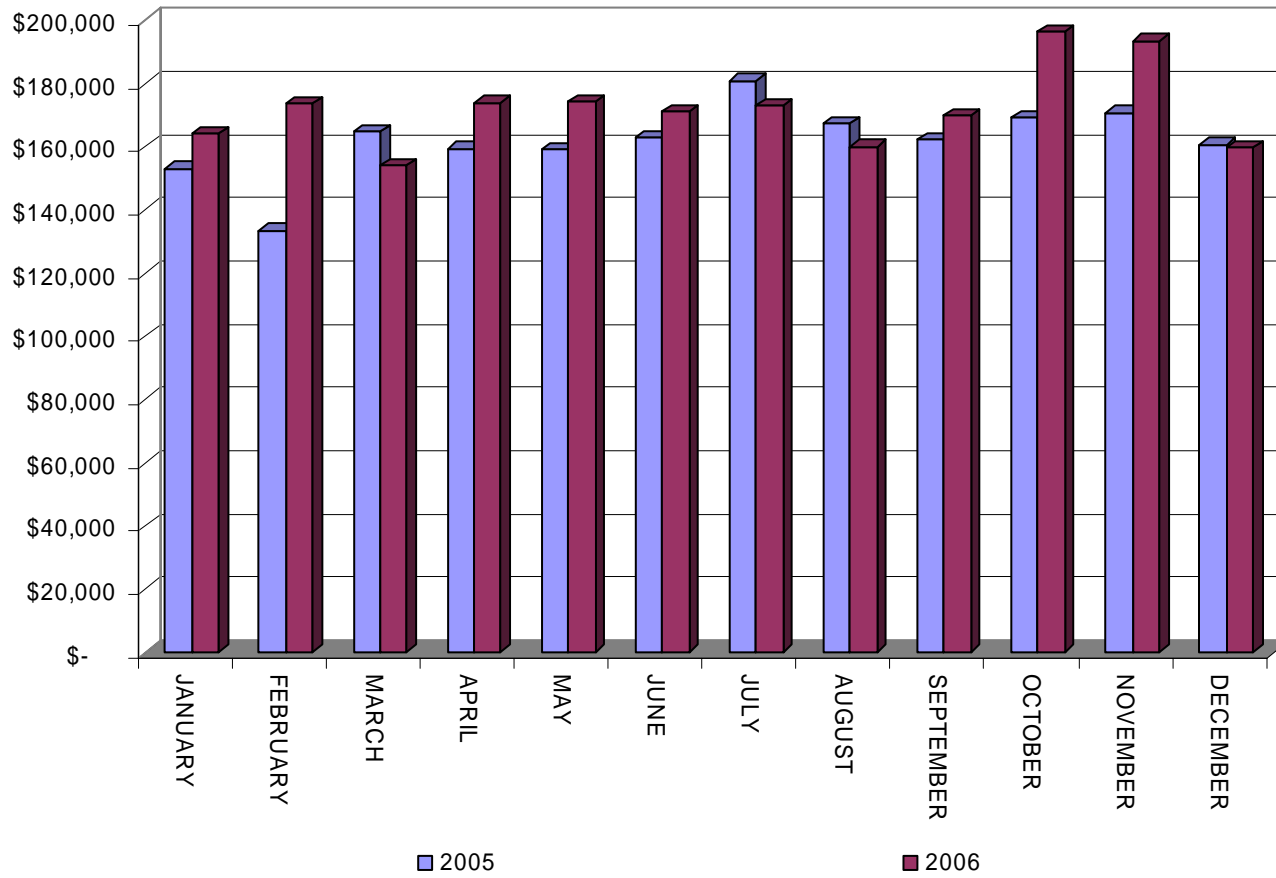
Parks & Recreation Division

Special Events Participation



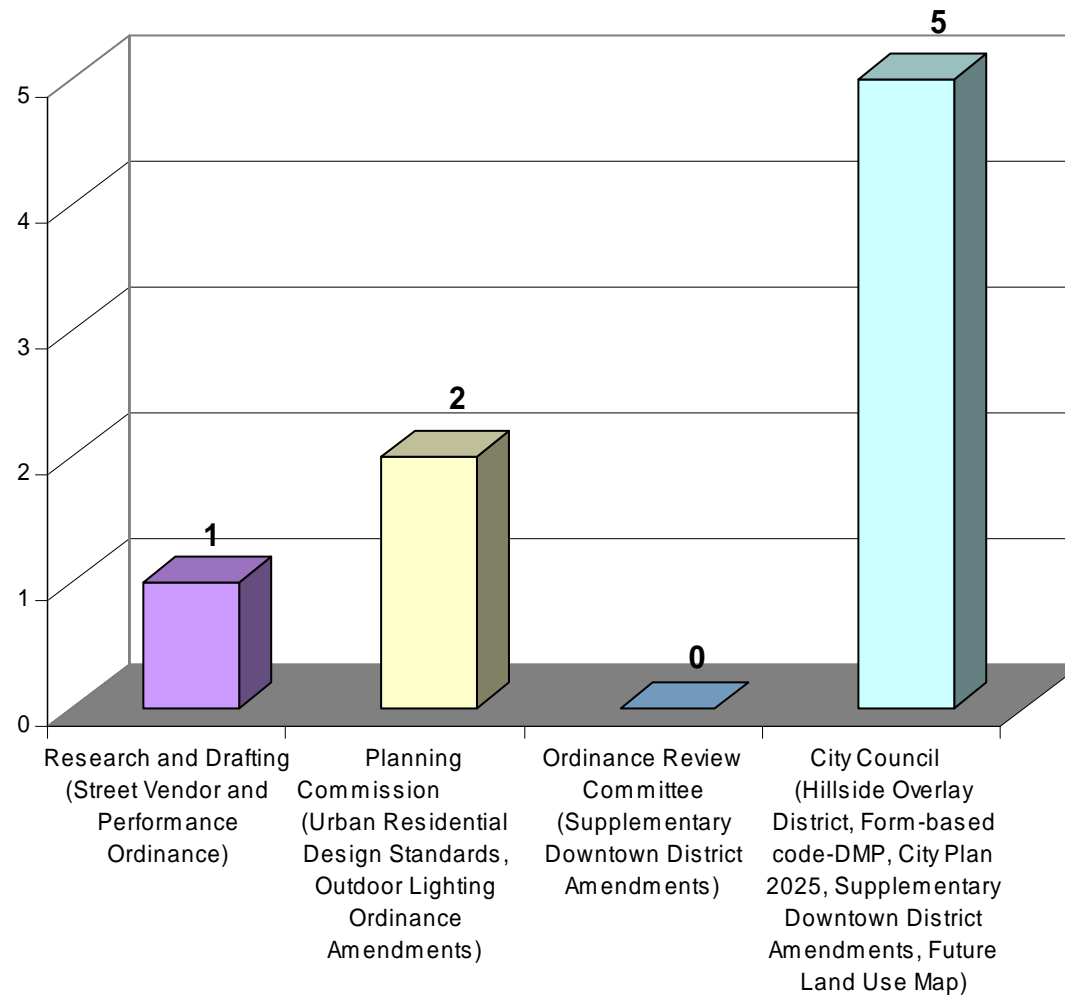
Parks & Recreation Division

HMR Comparison



Planning & Development Management Division

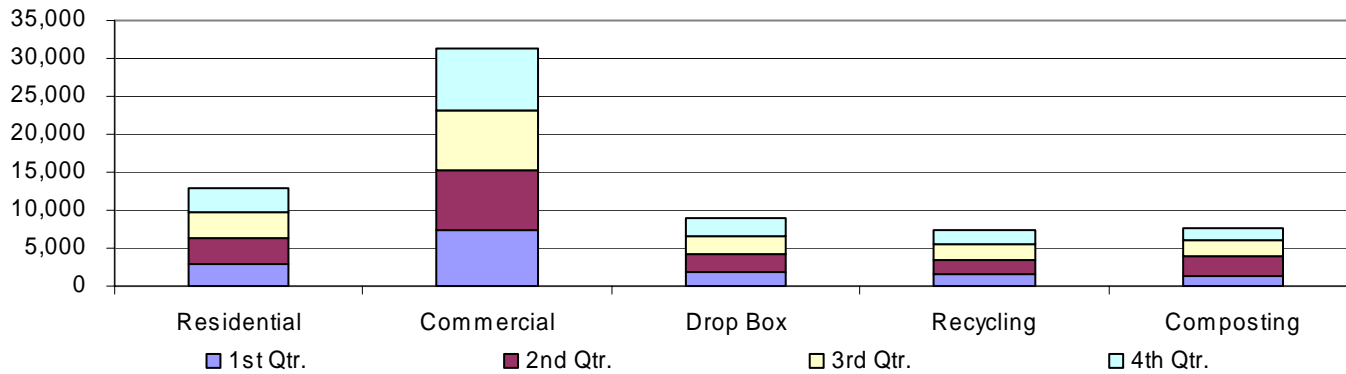
Number of Ordinances at Each Phase of the Process



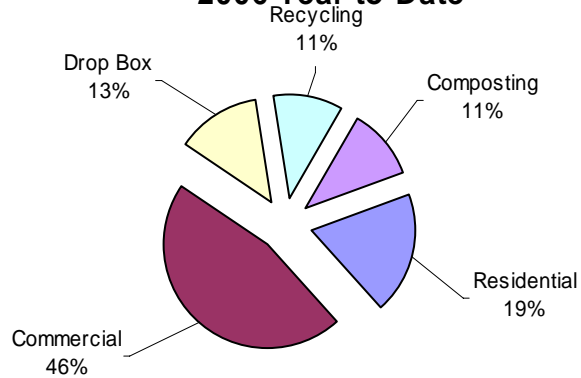
Solid Waste & Recycling Division

2006 Tonnage, Percentage of Waste Stream, and Revenues by Programs

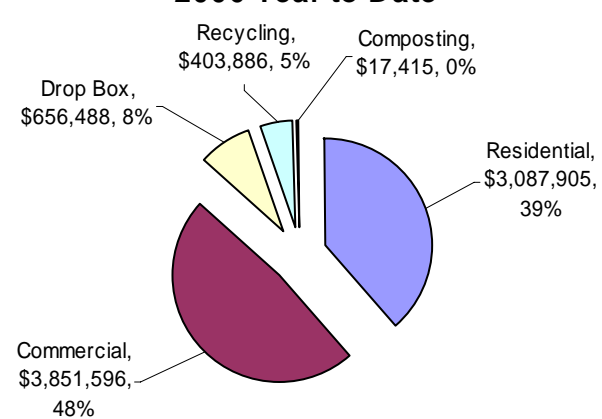
Tonnage by Program 2006 Year-to-Date



Program Percentage of Waste Stream 2006 Year-to-Date

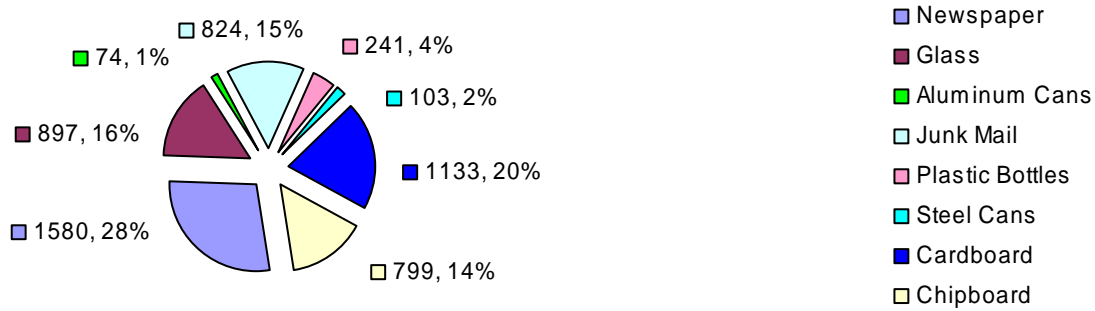


Program Revenues 2006 Year to Date



Solid Waste & Recycling Division

Recyclables Sold - Tons and Percentages

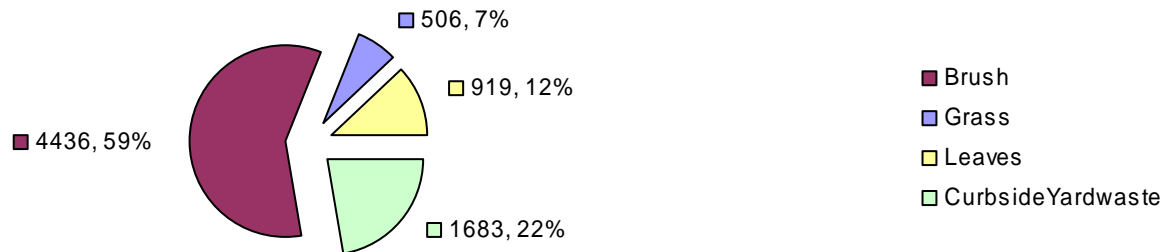


Composting Program Revenues	
Mulch	\$3,053.00
Compost Bulk	\$13,978.00
Compost Bags	\$384.00

Compost Spring Sale n/a
 Compost Bags Sold 96

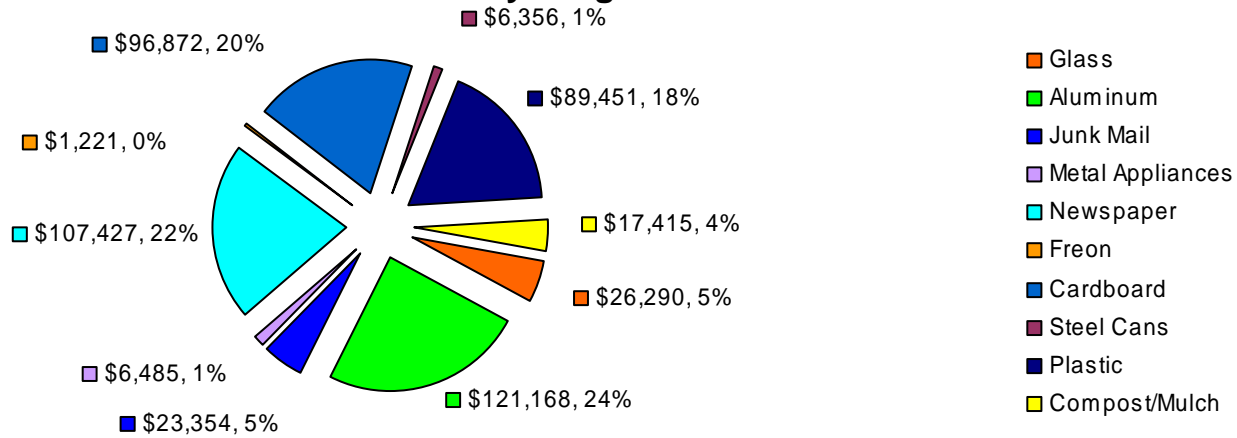
Mulch revenues include free give-aways in January, February, March

Yardwaste Collected by Tonnage and Percentage

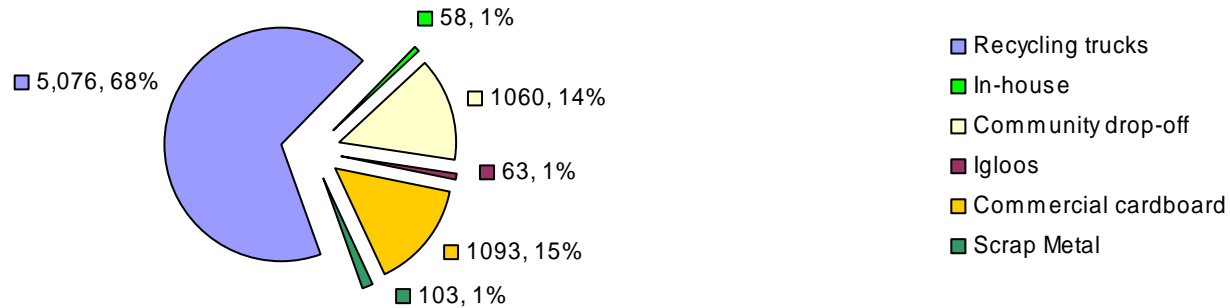


Solid Waste & Recycling Division

2006 Recycling Revenue and Percent



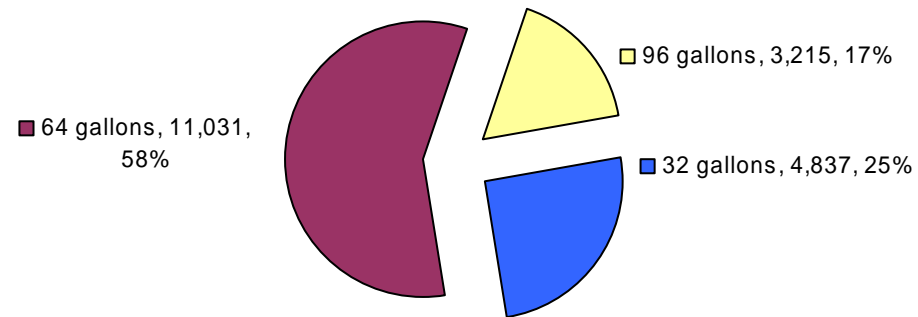
2006 Recycling Collections - Tons and Percentages



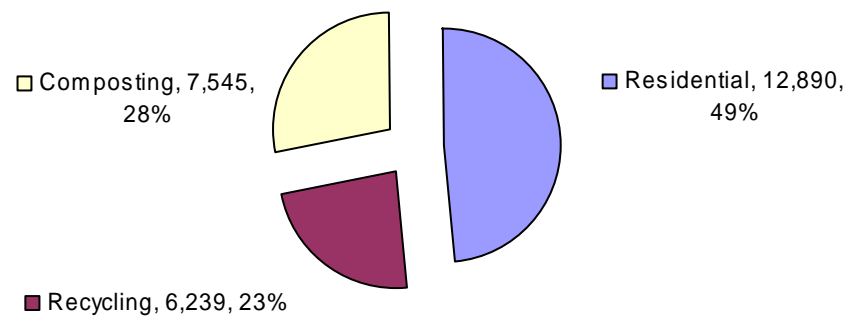
Collections consist of: In-house collections from schools and government offices, Igloos from commercial settings, Commercial cardboard from dumpster service, Community drop-off at Happy Hollow Road, and Curbside collections from normal routes.

Solid Waste & Recycling Division

Residential Pay-As-You-Throw Cart Count and Percentage

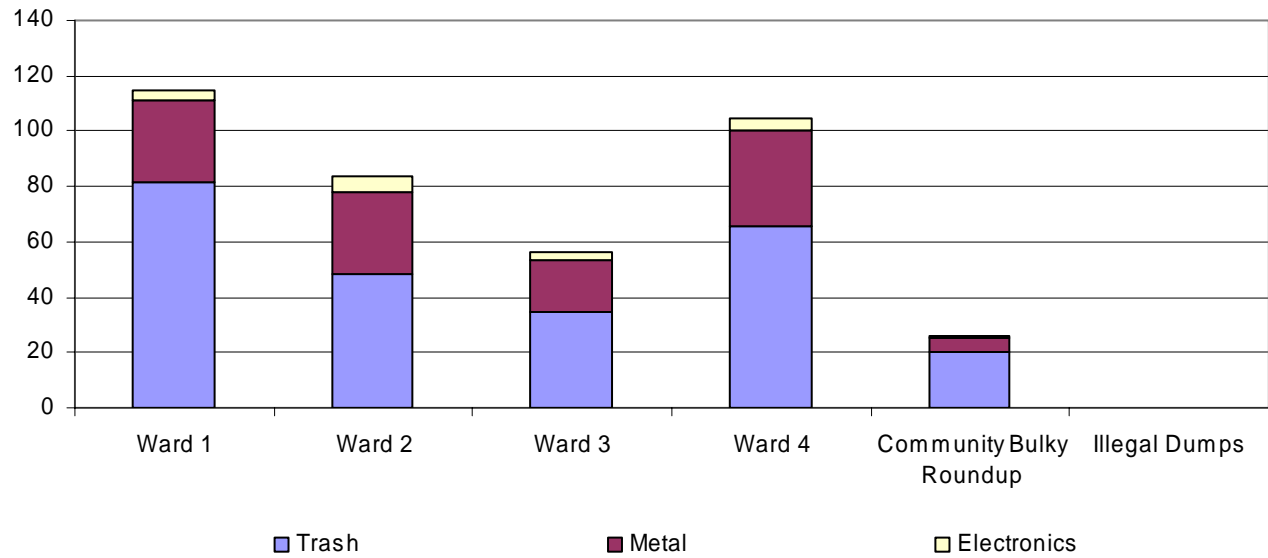


2006 Residential Waste Stream Tons and Diversion



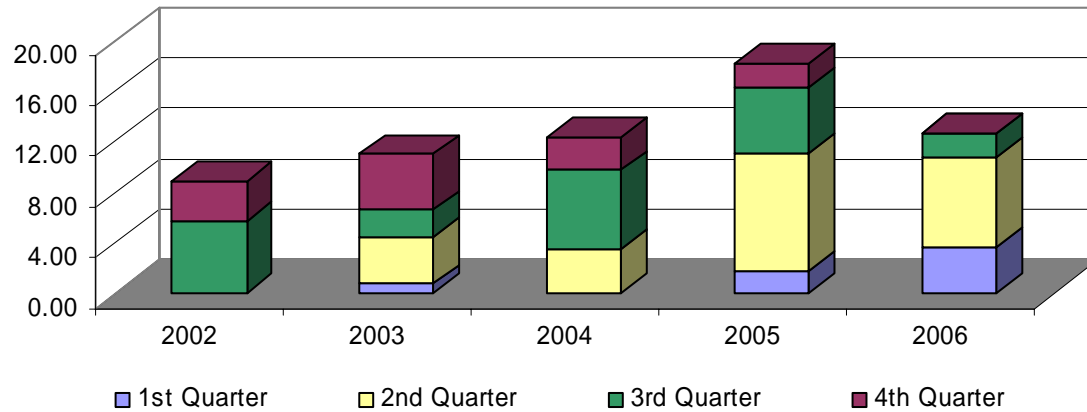
Solid Waste & Recycling Division

2006 Clean Ups in Tons

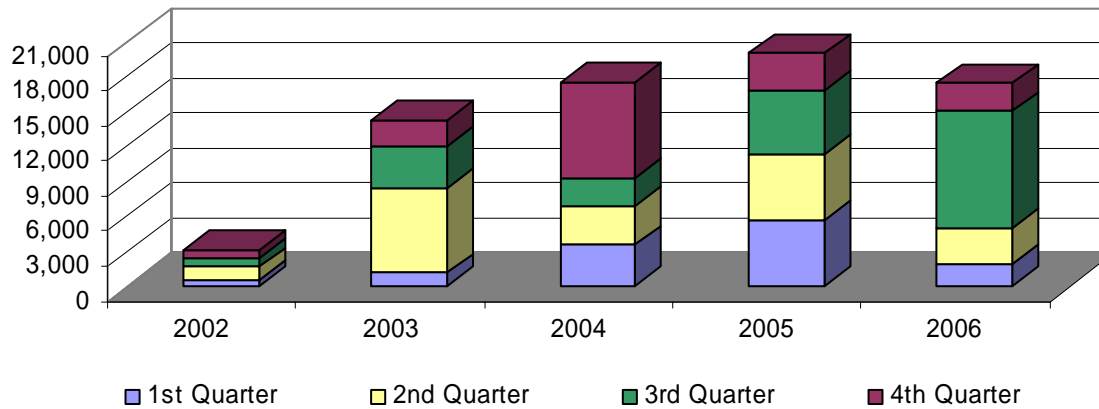


Event	Date	Tons Collected			Totals
		Trash	Metal	Electronics	
Ward 1 Spring	4/1/2006	48.55	13.69	1.98	64.22
Ward 1 Fall	10/14/2006	0.00	0.00	0.00	0.00
Ward 2 Spring	5/6/2006	28.47	9.47	3.08	41.02
Ward 2 Fall	9/16/2006	20.14	19.79	2.58	42.51
Ward 3 Spring	4/8/2006	20.71	11.88	1.49	34.08
Ward 3 Fall	11/4/2006	0.00	0.00	0.00	0.00
Ward 4 Spring	3/18/2006	39.03	24.48	2.68	66.19
Ward 4 Fall	10/28/2006	0.00	0.00	0.00	0.00
Community Bulky Roundup	4/15/2006	19.99	4.99	0.95	25.93
Illegal Dumps		0.00	0.00	0.00	0.00

Transportation Division Asphalt Overlay - Miles

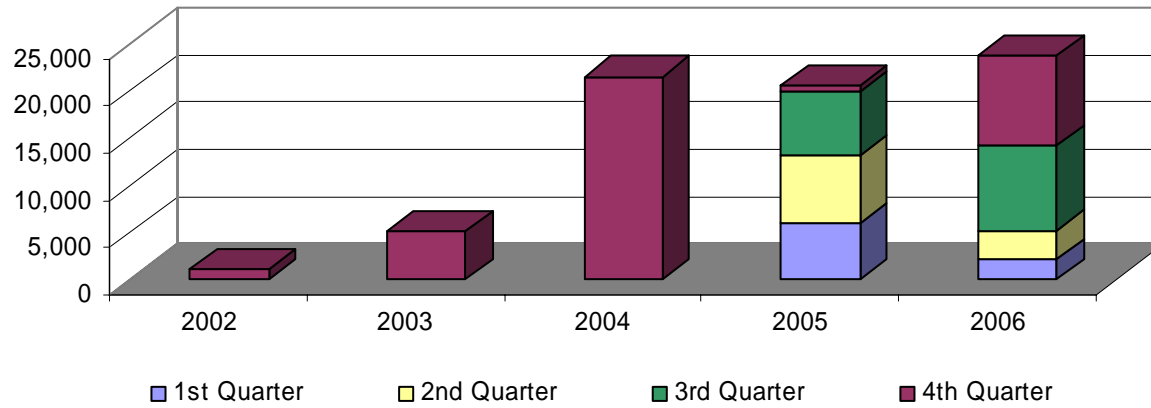


Sidewalk Construction - Linear Feet

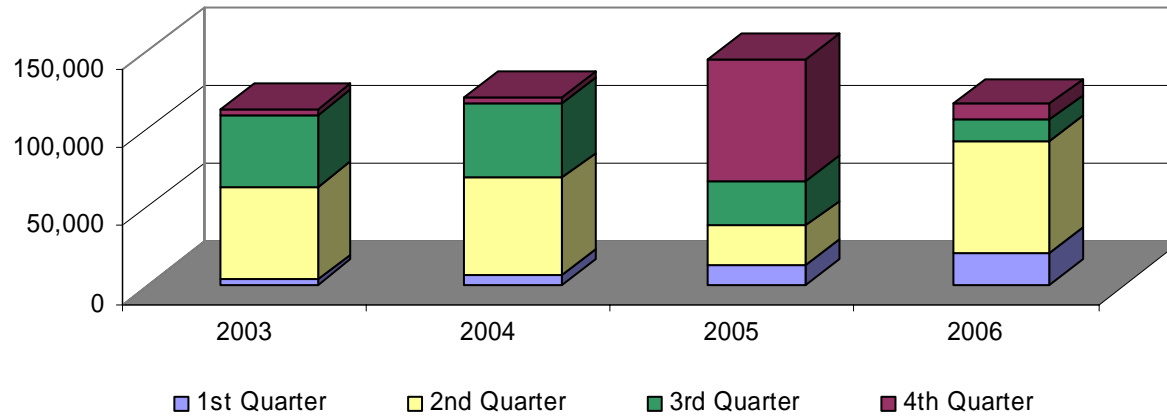


Transportation Division

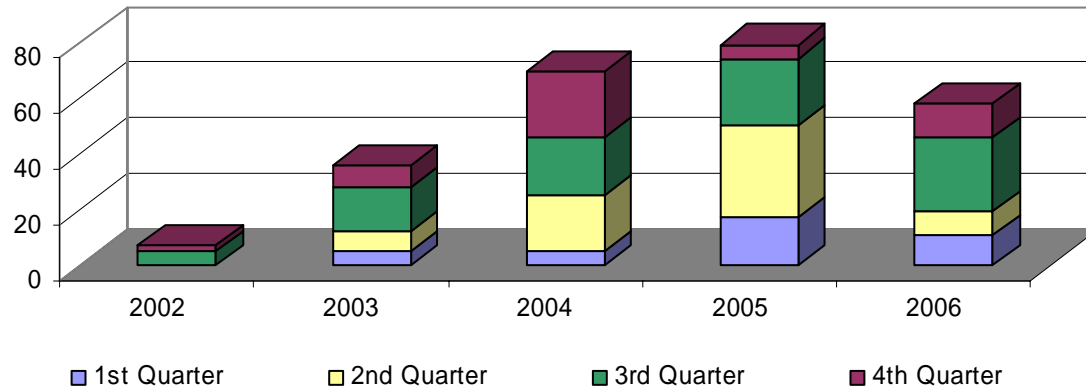
Curb & Gutter Construction - Linear Feet



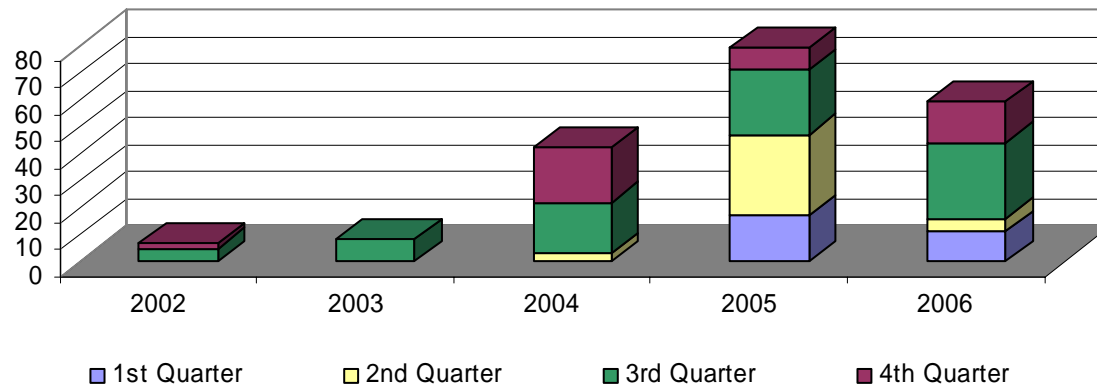
Litter Removal - Pounds



Transportation Division Access Ramp Construction



ADA Detectable Warning Tile Installation

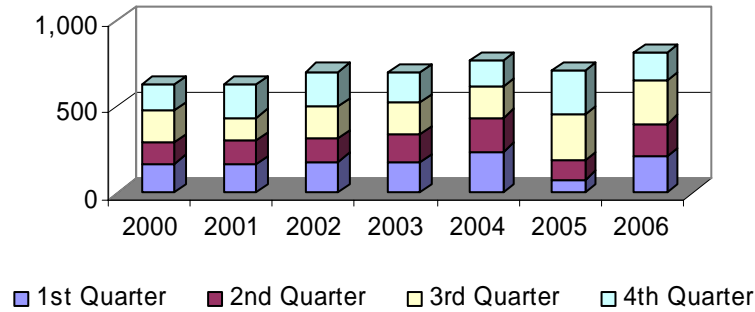


Water & Sewer Maintenance Division

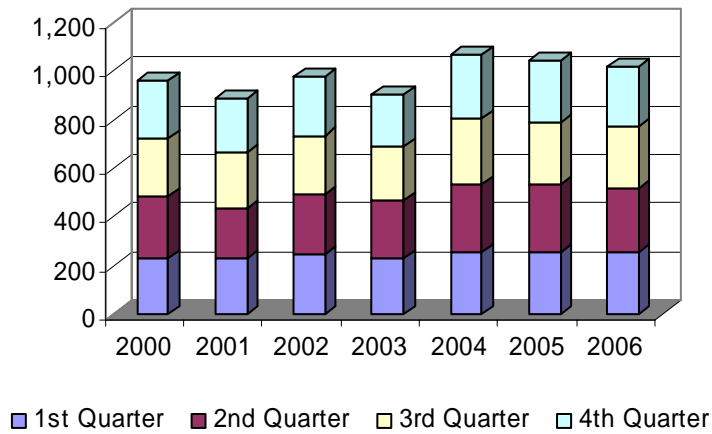
Water & Sewer Maintenance Performance Measures	Actual Year-to-Date 2005	Budgeted Year-to-Date 2006	Actual Year-to-Date 2006
Water Mains - Miles	605	605	605
Valves	7,700	7,700	7,700
Fire Hydrants	2,400	2,400	2,400
Water Service Accounts	36,134	36,400	33,919
Water Leaks Repaired	261	560	815
Water Line Constructed - Feet	2,770	8,000	7,404
Fire Hydrants Repaired/Installed	23	100	97
Water Tanks	14	14	14
Pump Stations/Wells	10	10	10
Water Pumps	21	21	21
Lake Dams	3	3	3
Storage - Million Gallons	29	29	29
Water Tank Maintenance Hours	197	720	886
Water Pump Station Repairs	13	360	102
Water Purchased - Average MGD	14.34	13.00	12.48
Water Samples Taken	248	1,000	1,023
Sewer Mains - Miles	500	500	500
Manholes	11,500	11,500	11,500
Sewer Service Accounts	30,378	34,000	30,528
Sewer Line TV Inspected - Feet	23,885	72,000	134,964
Sewer Lines Cleaned - Feet	190,139	1,200,000	1,212,133
Sewer Line Replace/Lined - Feet	385	8,000	5,511
Sewer Line Point Repairs	41	120	109
Manholes Repaired/Constructed	54	320	181
Sewer Overflows	25	100	263
New Water Connections Made	22	114	48
New Sewer Connections Made	30	97	31

Water & Sewer Maintenance Division Water Distribution/Storage System Maintenance

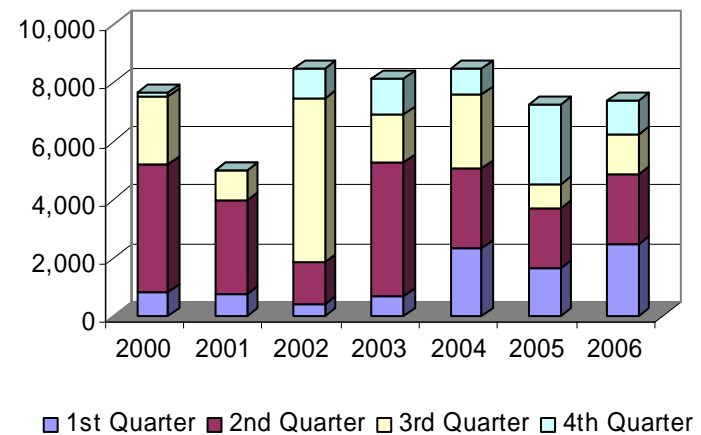
Water Leaks Repaired



Water Samples Taken

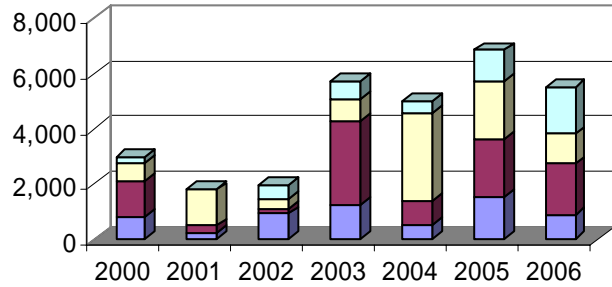


Water Line Constructed



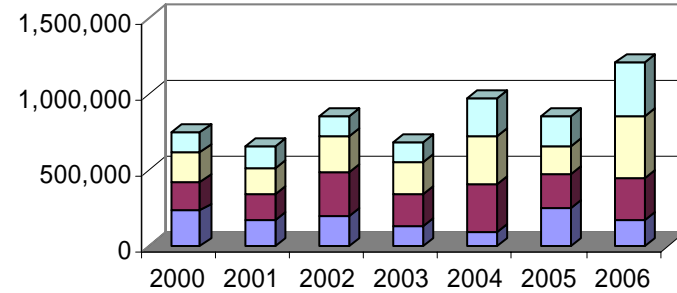
Water & Sewer Maintenance Division Sanitary Sewer System Maintenance

Sewer Line Constructed/Lined



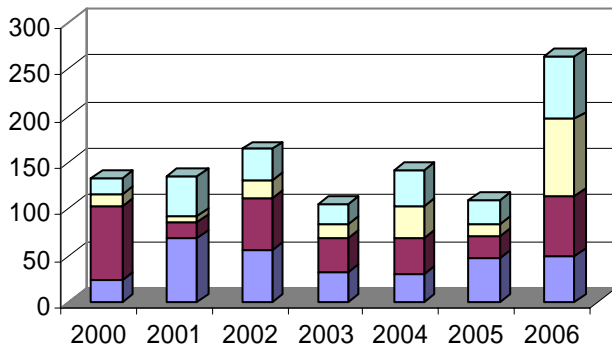
■ 1st Quarter ■ 2nd Quarter ■ 3rd Quarter ■ 4th Quarter

Sewer Line Cleaned



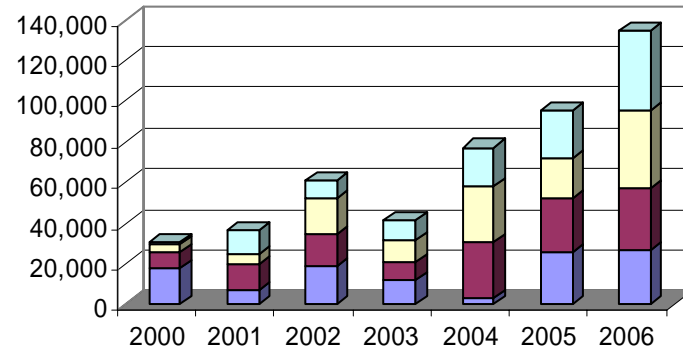
■ 1st Quarter ■ 2nd Quarter ■ 3rd Quarter ■ 4th Quarter

Sanitary Sewer Overflows



■ 1st Quarter ■ 2nd Quarter ■ 3rd Quarter ■ 4th Quarter

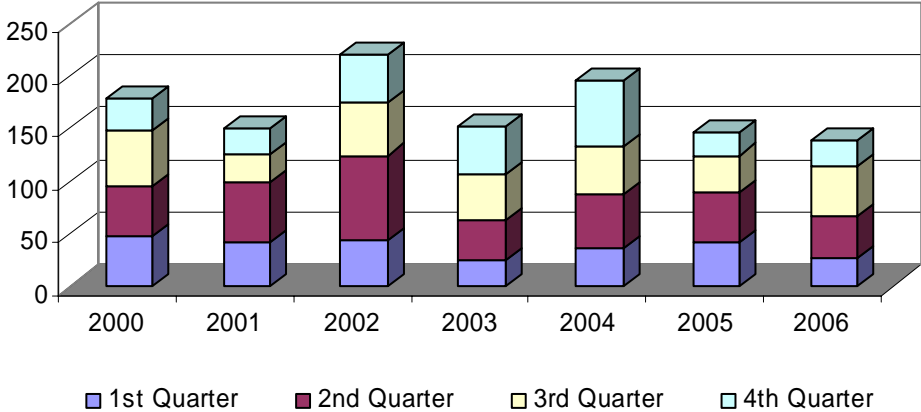
Sewer Line Televised



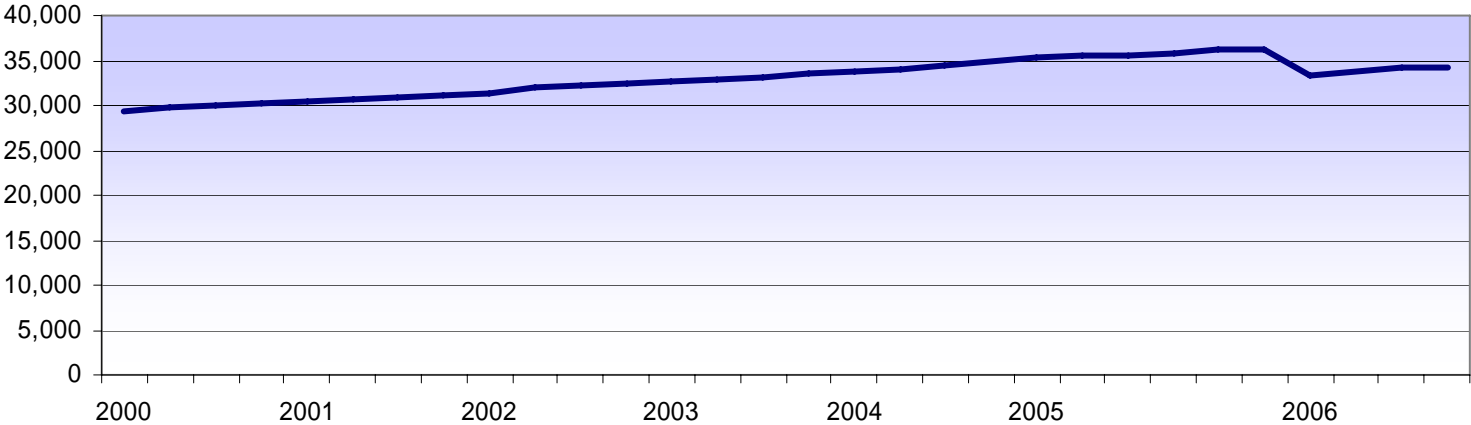
■ 1st Quarter ■ 2nd Quarter ■ 3rd Quarter ■ 4th Quarter

Water & Sewer Maintenance Division

New Water Connections Made

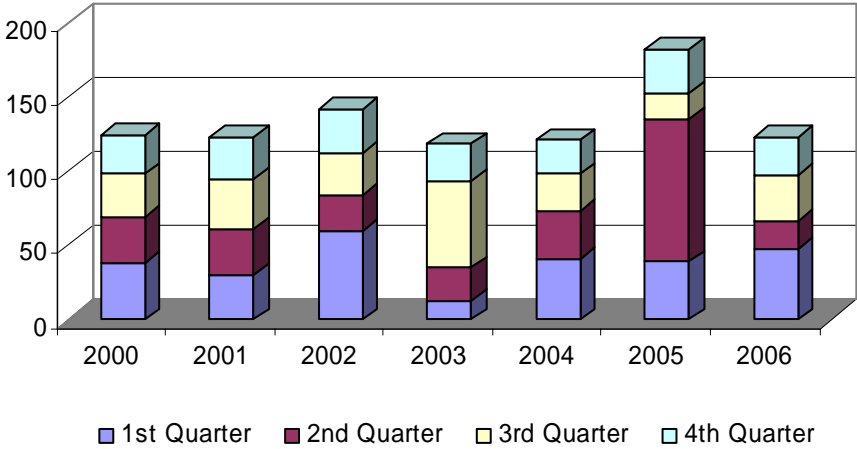


Water Service Accounts (Total)

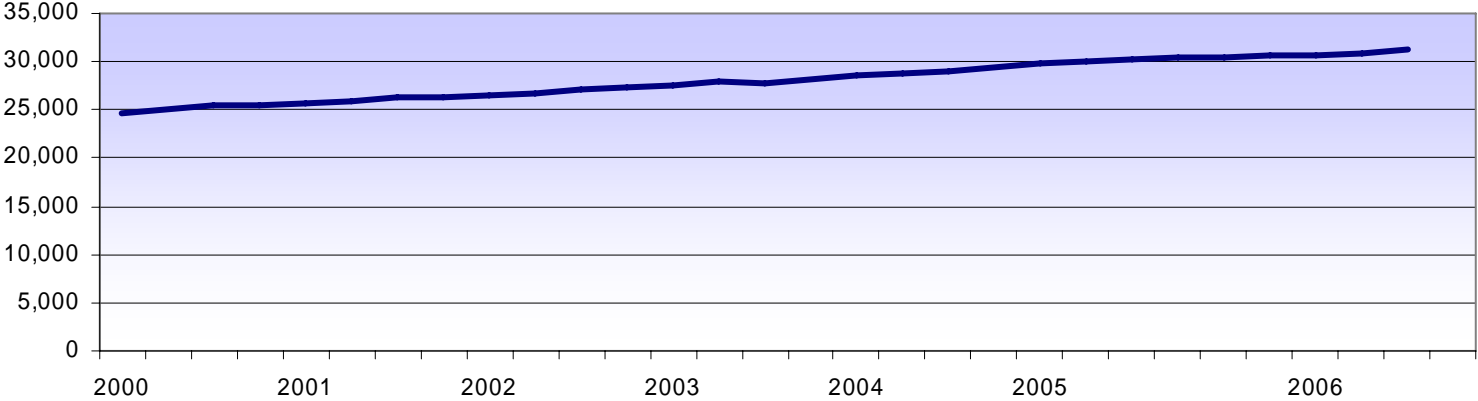


Water & Sewer Maintenance Division

New Sewer Connections Made



Sewer Service Accounts (Total)



Wastewater Treatment Plant

EFFLUENT CHARACTERISTICS (Average)

<u>PARAMETER</u>	<u>OCTOBER</u>		<u>NOVEMBER</u>		<u>DECEMBER</u>	
	<u>PERMIT</u>	<u>ACTUAL</u>	<u>PERMIT</u>	<u>ACTUAL</u>	<u>PERMIT</u>	<u>ACTUAL</u>
CBOD5, mg/l	5.0	1.8	5.0	2.2	10.0	3.7
TSS, mg/l	5.0	3.3	5.0	3.3	15.0	9.9
Phosphorus, mg/l	1.0	0.2	1.0	0.2	1.0	0.4
Ammonia Nitrogen, mg/l	1.6	0.1	2.0	0.1	4.1	0.2
Chlorine Residual, mg/l	—	—	—	—	—	—
Dissolved Oxygen, mg/l (min.)	8.0	8.2	8.0	9.5	10.0	10.5
pH, s.i. (minimum)	6.0	7.4	6.0	7.3	6.0	7.1
pH, s.i. (maximum)	9.0	7.8	9.0	7.8	9.0	7.7
Fecal Coliform	1,000	72	1,000	28	1,000	35
White River Discharge, MGD	—	5.8	—	6.0	—	7.5
Mud Creek Discharge, MGD	—	5.9	—	6.8	—	6.1
Storage Pond Change, MG	—	(18.0)	—	(6.0)	—	0.0
Irrigation to SMS, MG	—	0.0	—	0.0	—	0.0
White River Phosphorus, lbs/d	50	9	50	11	50	18
Mud Creek Phosphorus, lbs/d	50	9	50	10	50	21

Police Department

Greg Tabor, Chief of Police

2006 Management Agenda

- 1) Improved Mobility and Street Quality
 - a) Directed Traffic Enforcement: Staff has completed the procedures to improve the public and official perception of the advantages of police traffic services in crime control, collision, and injury management through public outreach, proactive traffic law enforcement, traffic related performance measures for officers, business and residential partnerships, and better use of state accident data. Actual results of this campaign will take some time to fully evaluate due to the necessary tracking of traffic enforcement data for historical analysis.

- 2) A Beautiful City – Clean and Green
 - a) Litter Prevention and Enforcement Program: Staff has implemented procedures to integrate shift and division litter enforcement efforts through directed patrol assignments and source investigations. This integrated approach included training on applicable ordinances and statutes, identifying specific littering and waste problems, and other environmental crimes. Furthermore, staff expanded this program to include an anti-graffiti element of deterrence and punishment. Staff expects to amend relevant ordinances to support our efforts of prevention and enforcement of litter and graffiti.

- 3) Strong Partnership with the University of Arkansas
 - a) Off-Campus Housing Guide and Public Awareness Campaign: Staff completed its work with the University of Arkansas School of Journalism and conducted a public awareness campaign focusing on community relationships and underage drinking. Staff continues to focus on under age drinking through parental awareness and educating minors on the detrimental affects of alcohol consumption.

- 4) Service Improvements
 - a) Police Call Management Policy: Staff has implemented a call management policy called the cross beat dispatch system which diverts low priority calls to less expensive responses in order to allow for more affective allocation of resources.
 - b) Cost of Police Service Analysis: Staff has implemented an employee overtime management protocol that uses historical data to project the personnel requirements of the community for a given period of time and/or event. This protocol is dynamic in nature and allows for immediate modifications in personnel resources to best suit the safety of the community. Furthermore, staff will begin receiving reimbursement of funds associated with traffic control requirements resulting from events held by the University of Arkansas.
 - c) Police Manpower Allocation Plan: Due to variations in call volumes, military deployment of patrol officers, and the inherent dangers for law enforcement personnel, staff has executed an active plan for efficient and effective deployment of available personnel to meet the growing demand for police services within the community.
 - d) Police Performance Based Evaluation Plan: The Human Resources Division has taken over management of this plan. Phase III implementation is expected to begin in the spring of 2007.
 - e) Attain Accreditation for Police Department from Commission on Accreditation for Law Enforcement Agencies, Inc.: Police Department is currently in the assessment stage of the accreditation process. Full accreditation from this commission is a five-year process and is very methodical in its evaluation of law enforcement agencies.

Service Improvements 2006-2007

Patrol

Although calls for services decreased slightly, Priority 1 calls (emergencies involving potential loss of life or property and require a multiple officer response) have increased 5.7% during the calendar year 2006. Most of the crimes reported to the police comprising this category are a result of citizen reports. Other contributors to this category include police officer on-view observations and police-initiated investigations. The reporting of priority one calls such as domestic disturbances involving a weapon vary according to situational factors related to individual crimes. Generally, citizens are more likely to report violent crimes in progress as an emergency rather than property crimes, crimes where there is personal injury, and crimes involving large monetary losses. These factors continue to contribute to an increase in calls for service and an overall increase in the City of Fayetteville's crime rate. Staff attributes these increases to several factors including expanded population and area served as well as the State of Arkansas' continued practice of early release and post-prison transfers.

The number of citations issued for traffic violations has increased in excess of 32% for the 2006 calendar year. Staff attributes this increase, partially, to the slight decrease in the number of calls for police service. Another contributing factor is an increased selective traffic enforcement program based on citizen complaints and collision reports. Collision reports involving personal injury has increased approximately 20% for the 2006 calendar year. This can be attributed to a number of factors including increased service area, population expansion, and traffic congestion/flow. The department has implemented high profile traffic campaigns such as Click it or Ticket seat belt and Over the Limit, Under Arrest impaired driving in an effort to reduce personal injury accidents.

Support Services

The Records Division is open to the public from 7:00 a.m. to 6:00 p.m., Monday through Friday for the collection of bonds and fines as dictated by the District Court. Furthermore, Support Services personnel maintains extended operating hours from 6:00 a.m. to 3:00 a.m., Monday through Friday and weekend hours of 10:00 a.m. to 3:00 a.m. for internal support to patrol and dispatch services. Support Services program processed over 50,000 records in 2006 which include creation of all case files, arrests and narratives supporting arrests, and data entry of all tickets and warrants. In excess of 6,000 misdemeanor arrests required double data entry into both the Police AS/400 computer system and the District Court virtual justice computer system. The budgeted records processed total reflected full utilization of digital imaging of current and archived records by using the City's document imaging system. Full utilization of digital imaging for support services documents is on hold until the ticket-scanning program can be completed and debugged by the City's Information Technology Division. The digital imaging project is current in the processing of the department's personnel and operational documentation for the 2006 calendar year.

Drug Enforcement

The Drug Enforcement program reflects the efforts of the Fourth Judicial District Task Force. Fiscal year 2006 drug cases and related arrests increased slightly over fiscal year 2005. The amount of methamphetamine seized decreased 13% this year due to a significant decrease in the number of lab seizures in 2006. State law limiting the purchase of key ingredients used to manufacture methamphetamine is attributable to the decrease in lab seizures. In addition, 2006 marijuana seizures increased by approximately 135%. Again, with the reduction of time spent investigating methamphetamine labs, increased investigative time has been given to other narcotics.

Central Dispatch

During the quarter, Police calls remained on track with 2005. Police self-initiated calls rate of increase remains at 14%. This increase can be partially attributed to increased traffic enforcement efforts. Due to the automated phone system, calls received by Dispatch personnel continue to decrease. This allows personnel to devote more quality time to training, emergency calls, and radio traffic. The dispatch center averages eighty-two (82) 9-1-1 calls per day. 76% of these calls are received from cell phones. The dispatch center has received \$216,976 in 9-1-1 salary reimbursement and CMRS funds so far this year.

Animal Services

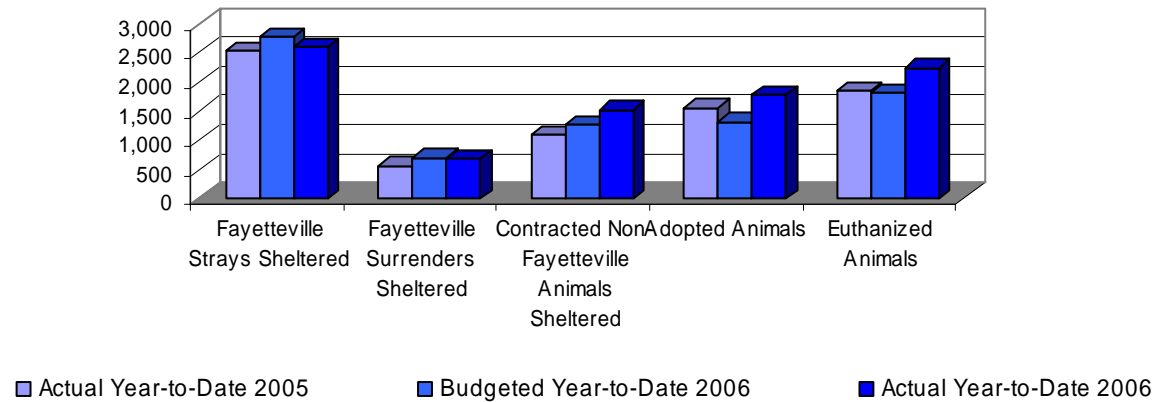
Warnings and citations written experienced a 55% increase due to zero tolerance of dogs and cats running at large without current rabies vaccinations and City license tags. The zero tolerance policy was implemented in 2005 due to 85 bites reported for the year. This practice has resulted in a 20% reduction in animal bite complaints. Shelter customers increased by over 30% for visitors who are looking for animals to adopt or lost animals. Citizens bringing in stray or surrendered animals and persons calling concerning general information are not included in these numbers.

Animal Services Division

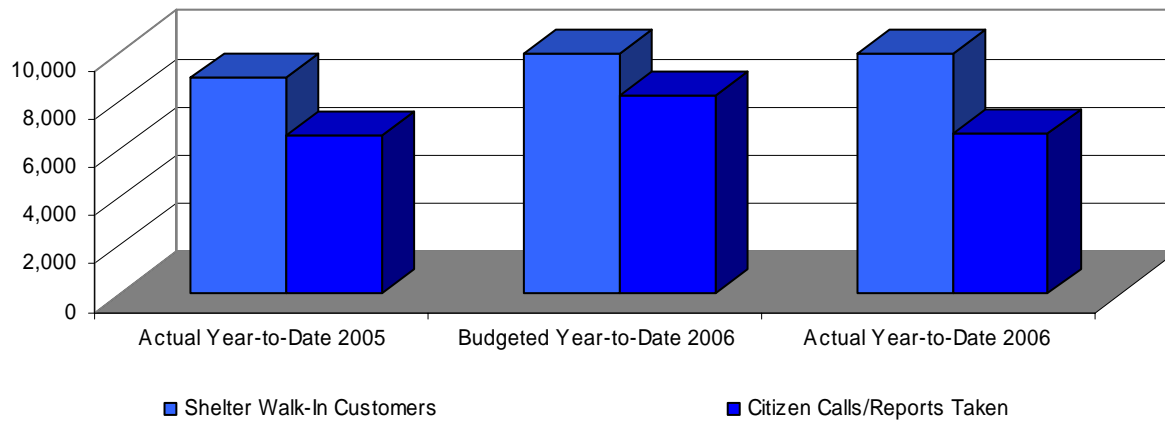
Animal Services Performance Measures	Actual Year-to-Date 2005	Budgeted Year-to-Date 2006	Actual Year-to-Date 2006
Citizen Calls/Reports Taken	6,607	8,248	6,690
Officer Emergency After Hour Responses	856	560	848
City Licenses Sold	2,845	3,000	2,643
Warnings/Citations Issued	207	140	321
Animal Bite Investigations	79	76	63
Animal Cruelty Investigations	170	200	415
Animals Reclaimed by Owner	740	752	778
Stray Animals Picked Up			
Domestic	1,483	1,500	1,380
Wildlife	284	300	232
Livestock	39	52	55
Fayetteville Strays Sheltered	2,529	2,752	2,593
Fayetteville Surrenders Sheltered	566	700	678
Contracted Non-Fayetteville Animals Sheltered	1,091	1,252	1,518
Adopted Animals	1,555	1,314	1,770
Euthanized Animals	1,850	1,800	2,239
Cost per Animal/Five Days Shelter	\$75.00	\$75.00	\$75.00
Shelter Walk-In Customers	8,989	10,000	11,711
Adopted Animals Sterilized	1,203	1,400	1,662
Low Cost Spay/Neuters Performed	1,124	1,500	458
Veterinarian Emergency After Hour Responses	36	36	23

Animal Services Division

Shelter Population

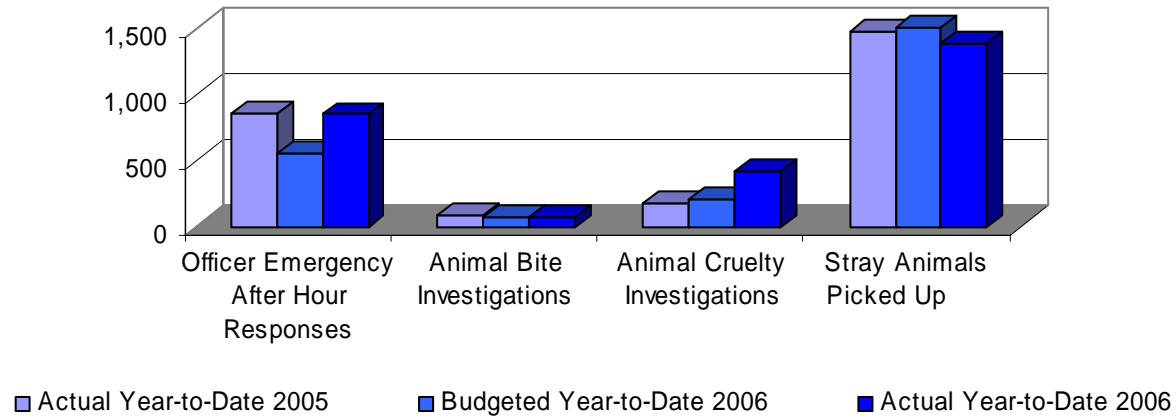


Citizen Contacts

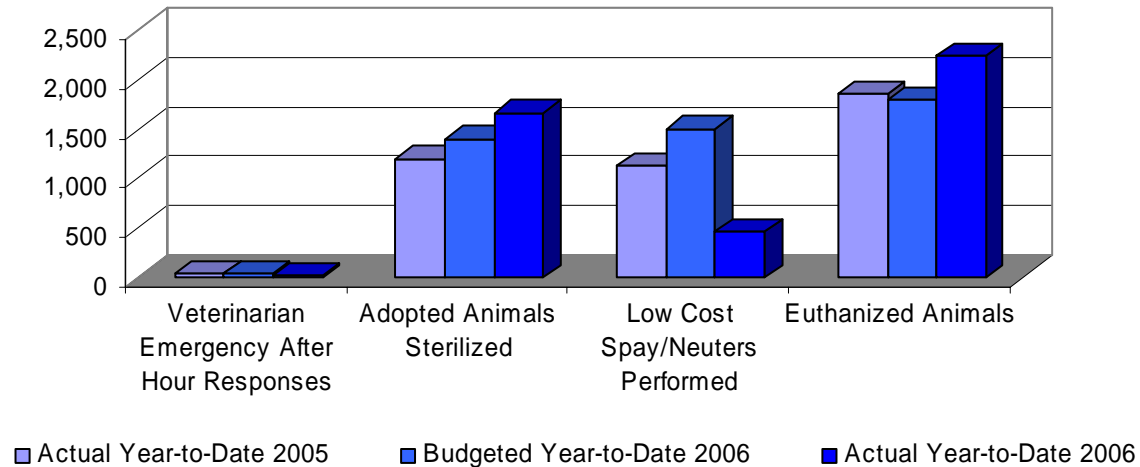


Animal Services Division

Actions Taken by Animal Services Officers



Procedures Performed by the Animal Services Veterinarian



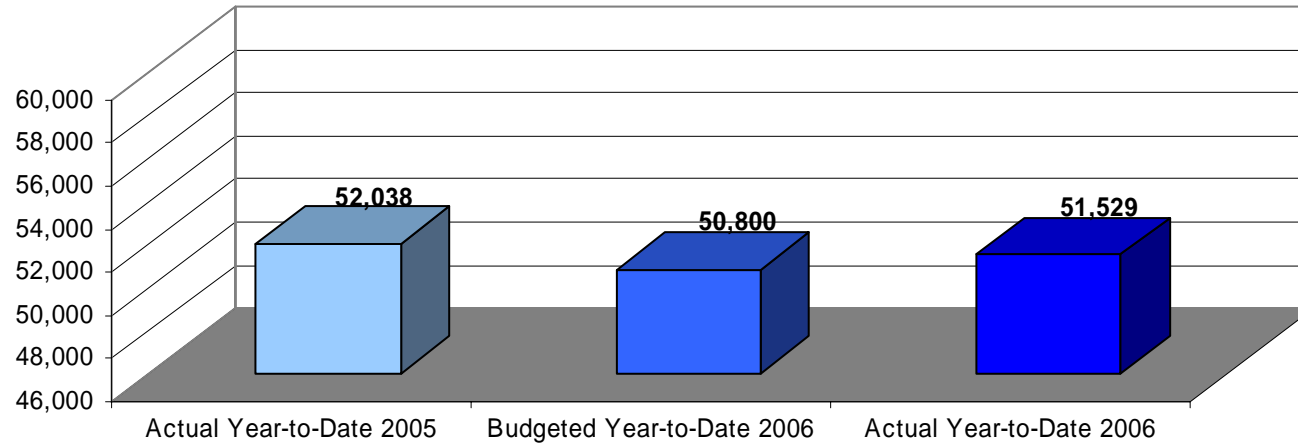
Central Dispatch Division

Central Dispatch Performance Measures	Actual Year-to-Date 2005	Budgeted Year-to-Date 2006	Actual Year-to-Date 2006
Total Calls for Service	52,038	50,800	51,529
Police	43,261	42,000	42,360
Fire	6,398	6,200	6,457
Citywide	2,487	2,600	2,712
Police Self-Initiated Calls	80,474	84,000	88,594
Telephone Calls (Minus 9-1-1)	153,057	150,000	139,177
9-1-1 Calls	31,716	32,000	30,836
Code 0 (Zero officers available to respond to calls)	1,352	NA	1,041
Overtime/Comp Time Hours	1,673	1,250	2880/715
9-1-1 Salary Reimbursement	\$232,842	\$245,428	\$171,797
Average Minutes Police on a Call	20	20	22
Average Minutes Fire on a Call	16	16	17
Average 9-1-1 Calls per Day	87	85	85

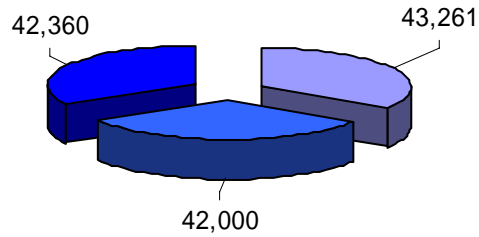
*Note: Overtime/Comp hours increased due to vacancies and Family Medical Leave

Central Dispatch Division

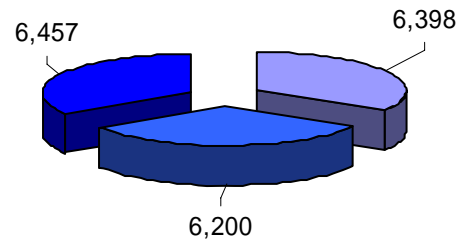
Calls for Service - Police, Fire, and Citywide



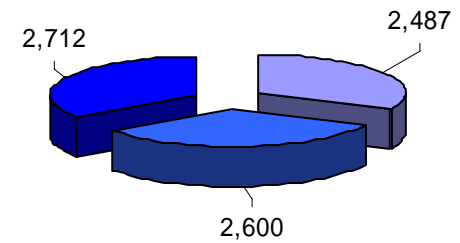
Police Calls for Service



Fire Calls for Service

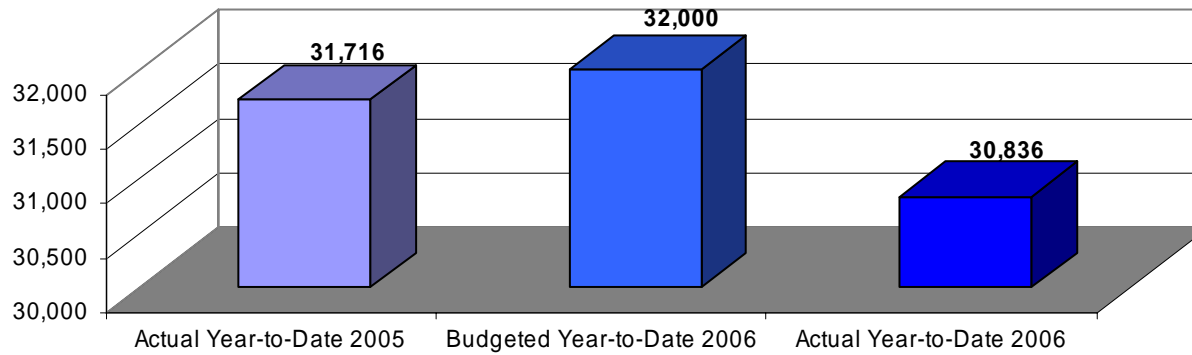


Citywide Calls for Service

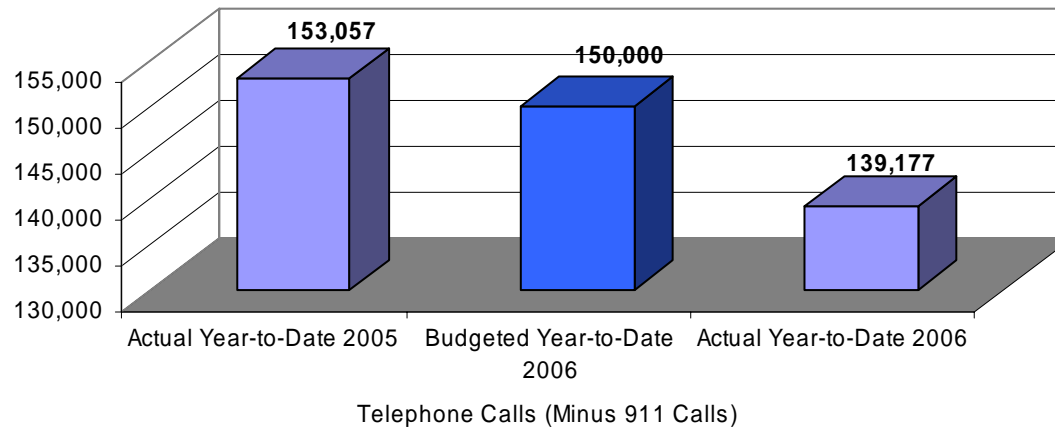


Central Dispatch Division

Fayetteville 911 Calls



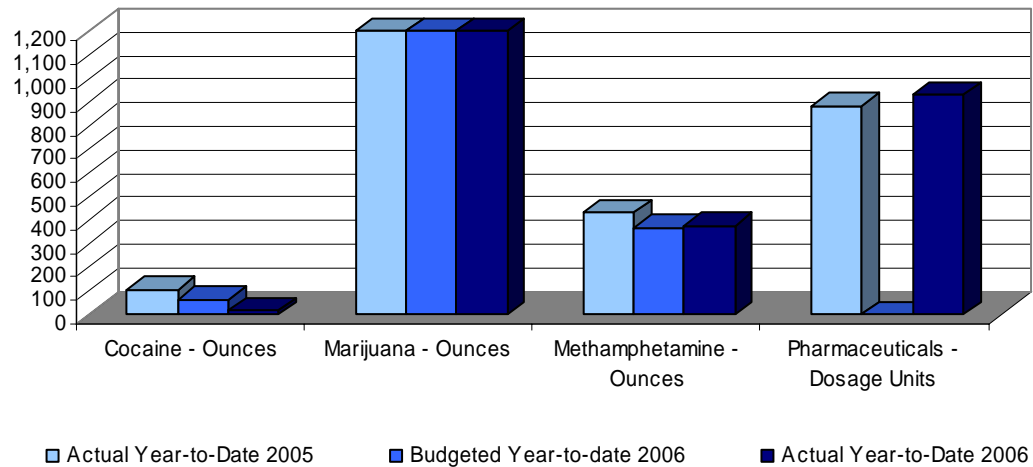
Police Business Telephone Calls



Drug Enforcement Program

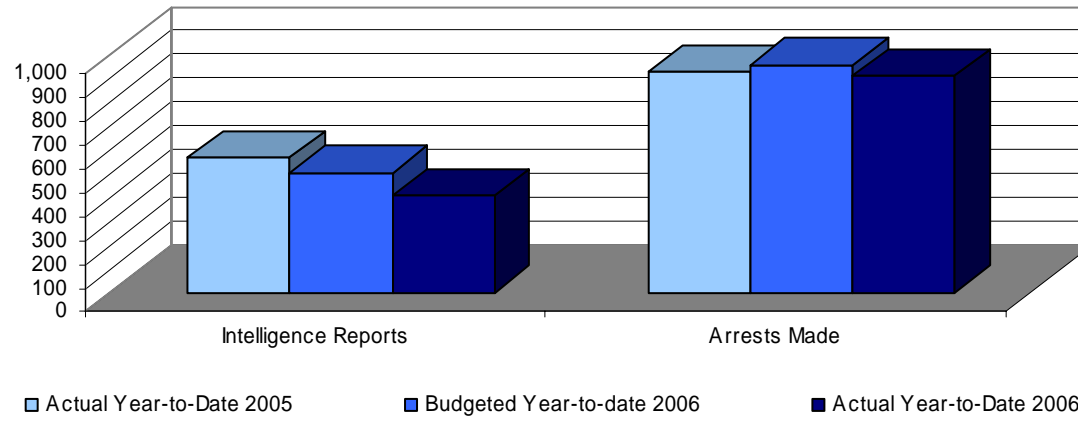
Drug Enforcement Performance Measures	Actual Year-to-Date 2005	Budgeted Year-to-Date 2006	Actual Year-to-Date 2006
Drug Cases	873	950	887
Intelligence Reports	560	500	407
Arrests Made	920	950	907
Case Clearance Rate	91.00%	97.00%	90.00%
Drugs Seized: Cocaine - Ounces	105.23	60.00	15.34
Marijuana - Ounces	1,368.87	1,458.32	3,202.07
Methamphetamine - Ounces	431.57	364.60	373.96
Pharmaceuticals - Dosage Units	885.75	N/A	931.00
Weapons Seized	72	N/A	62
Methamphetamine Hotline Calls	N/A	N/A	35

Illegal Drugs Seized

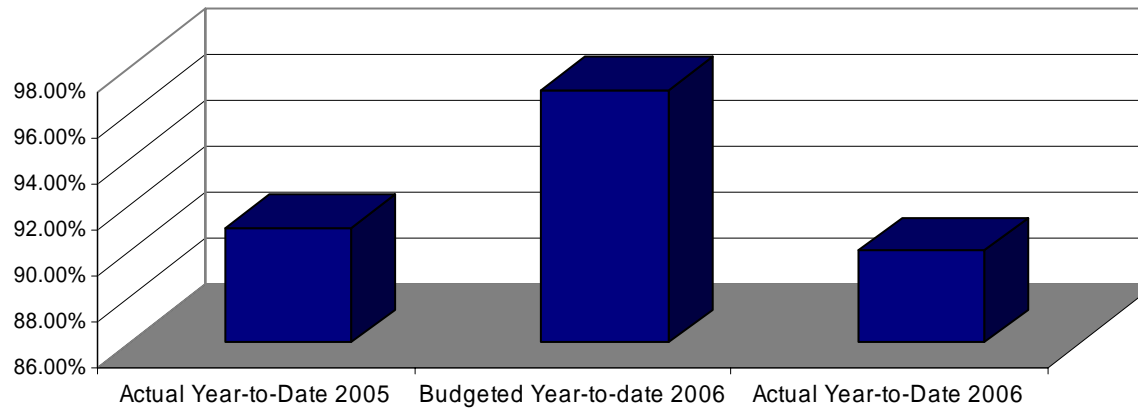


Drug Enforcement Program

Drug Enforcement Cases / Intelligence Reports

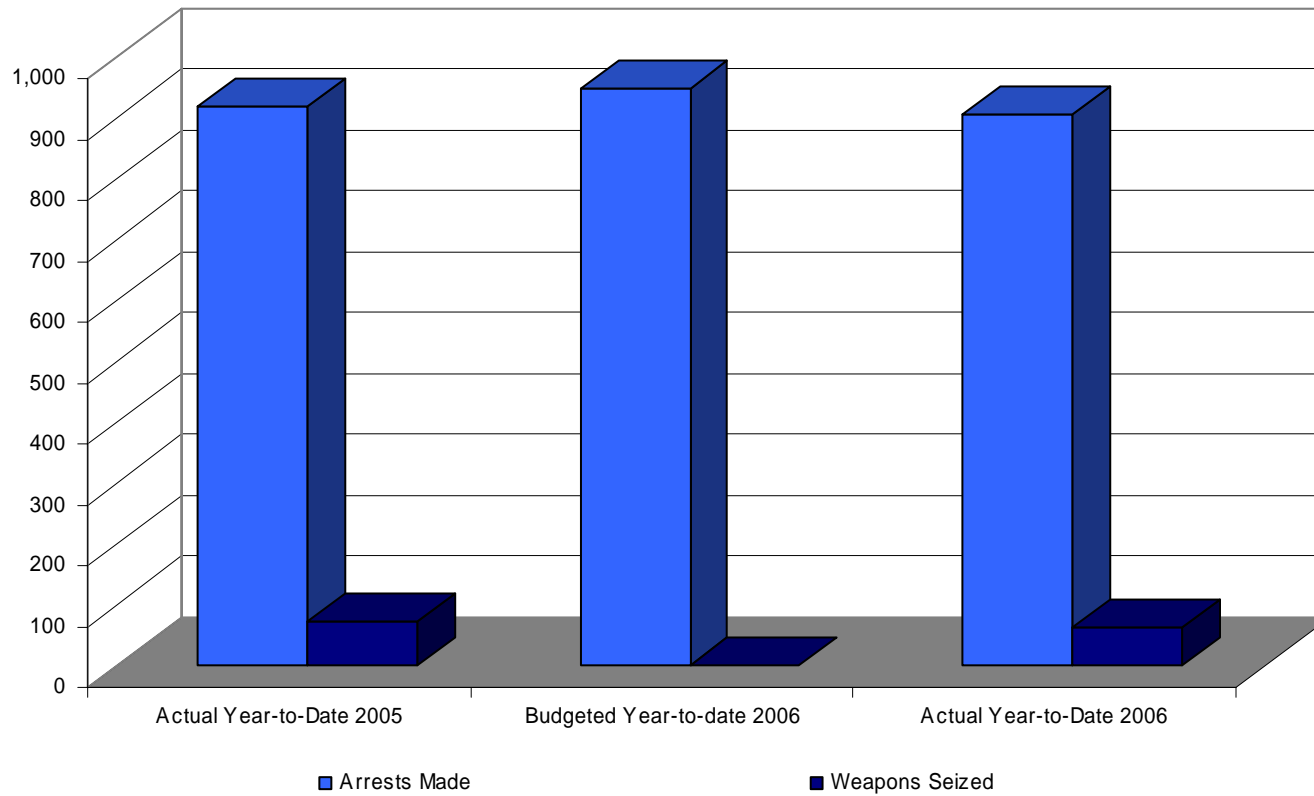


Drug Enforcement Case Clearance Rate



Drug Enforcement Program

Arrests Associated with Drug Enforcement Cases



Patrol Program

Patrol Program Performance Measures	Actual Year-to-Date 2005	Budgeted Year-to-Date 2006	Actual Year-to-Date 2006
Calls for Police Service*	43,261	42,000	42,360
Priority 1 calls	4,932	N/A	5,212
Priority 2 calls	17,852	N/A	17,877
Priority 3 calls	20,477	N/A	19,271
Traffic Accidents	3,291	3,148	3,195
Traffic Accidents with Injuries	773	860	932
Traffic Accidents with Fatalities	3	4	5
Total Citations Issued	17,613	25,000	23,297
Littering Citations	N/A	N/A	118
Loud Vehicle Stereo Citations	N/A	N/A	34
Seat Belt/Child Safety Citations	N/A	N/A	1,384 / 281
Warning Citations Issued	14,161	20,000	17,989
Arrests Made	7,325	6,948	5,530
DWI Arrests	715	684	1,126
Cases Assigned to/Cleared by CID	1,033 / 789	2,285 / 1,531	1,190 / 935
Alarm Responses/% of False Alarms	3,969 / 98.8%	N/A	3,851 / 99.1%
Emergency Response - Minutes (Priority 1 calls)	4:48	4:45	4:44

* Calls for Service

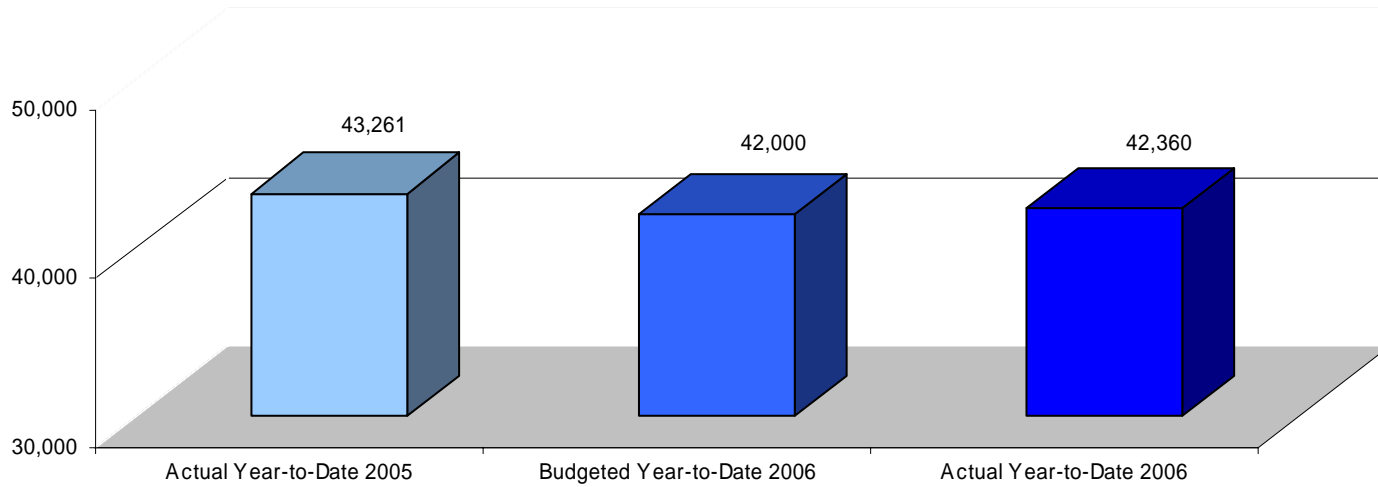
 Priority 1 Calls = Emergency calls

 Priority 2 Calls = Non-emergency calls with the potential to escalate to emergency calls

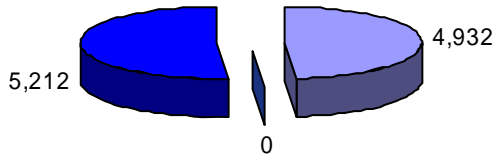
 Priority 3 Calls = Non-emergency calls

Patrol Program

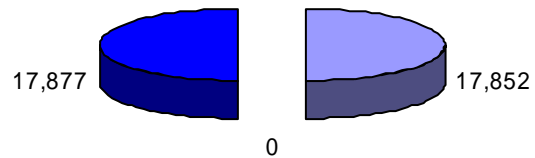
Calls for Police Service



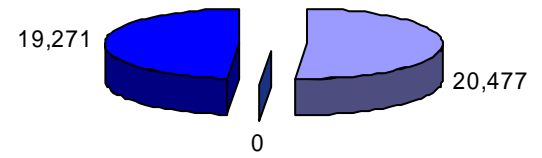
Priority 1 Calls



Priority 2 Calls

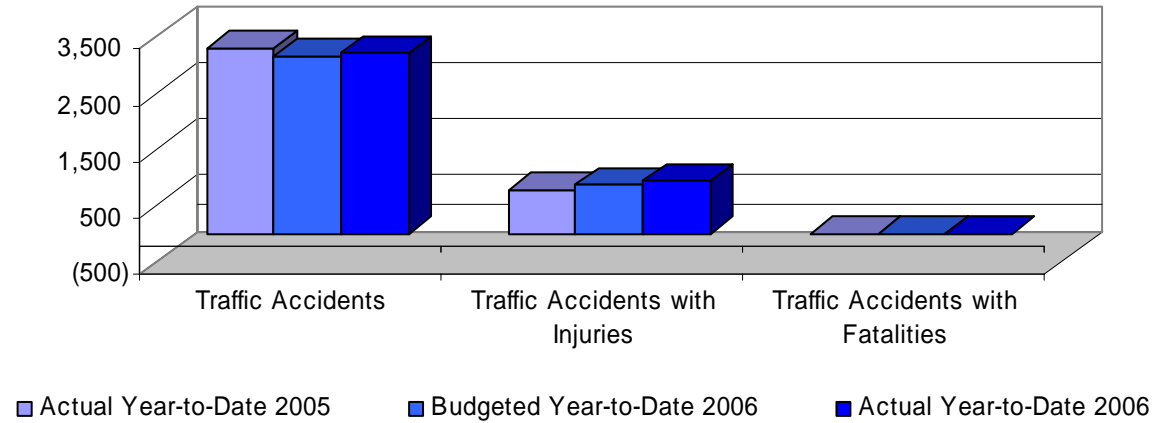


Priority 3 Calls

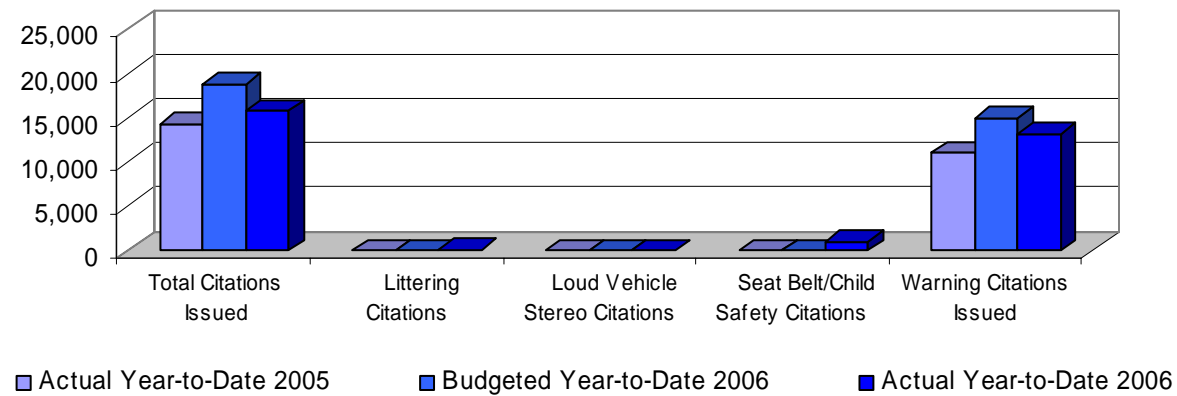


Patrol Program

Traffic Accidents

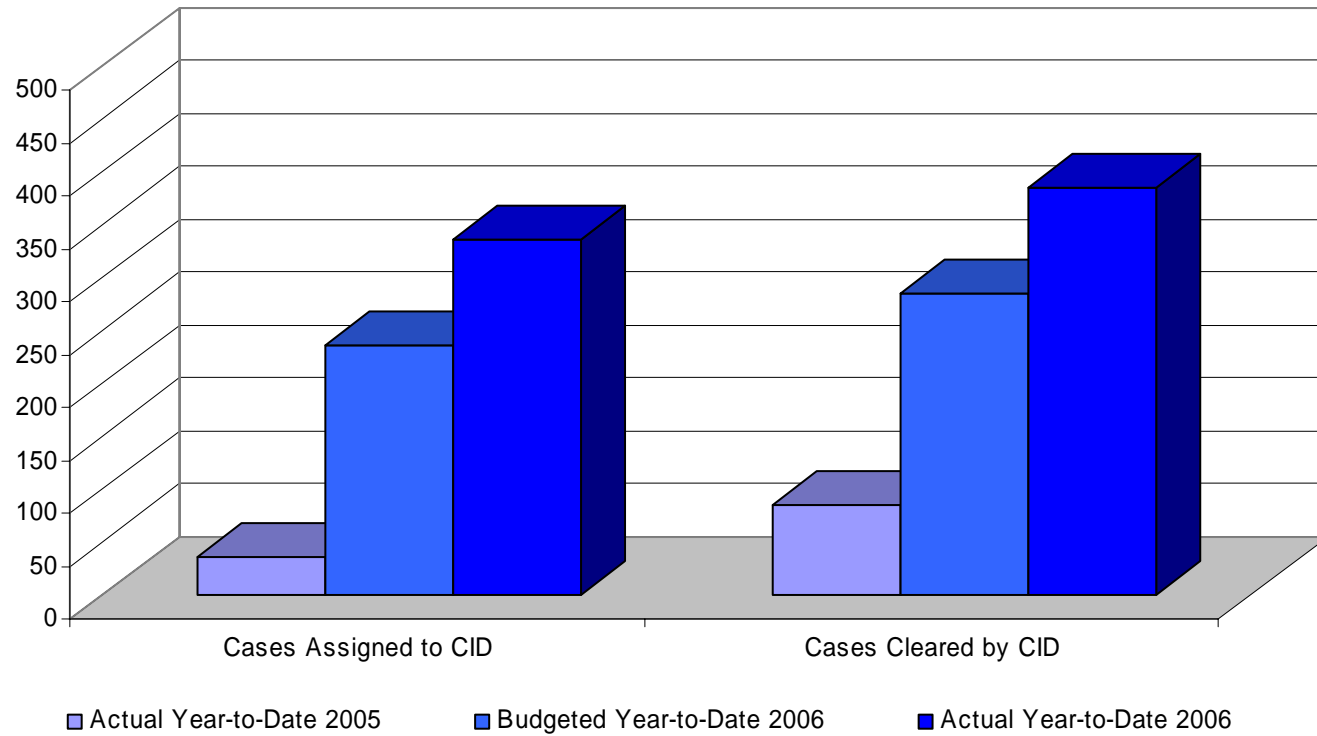


Tickets and Warnings Issued



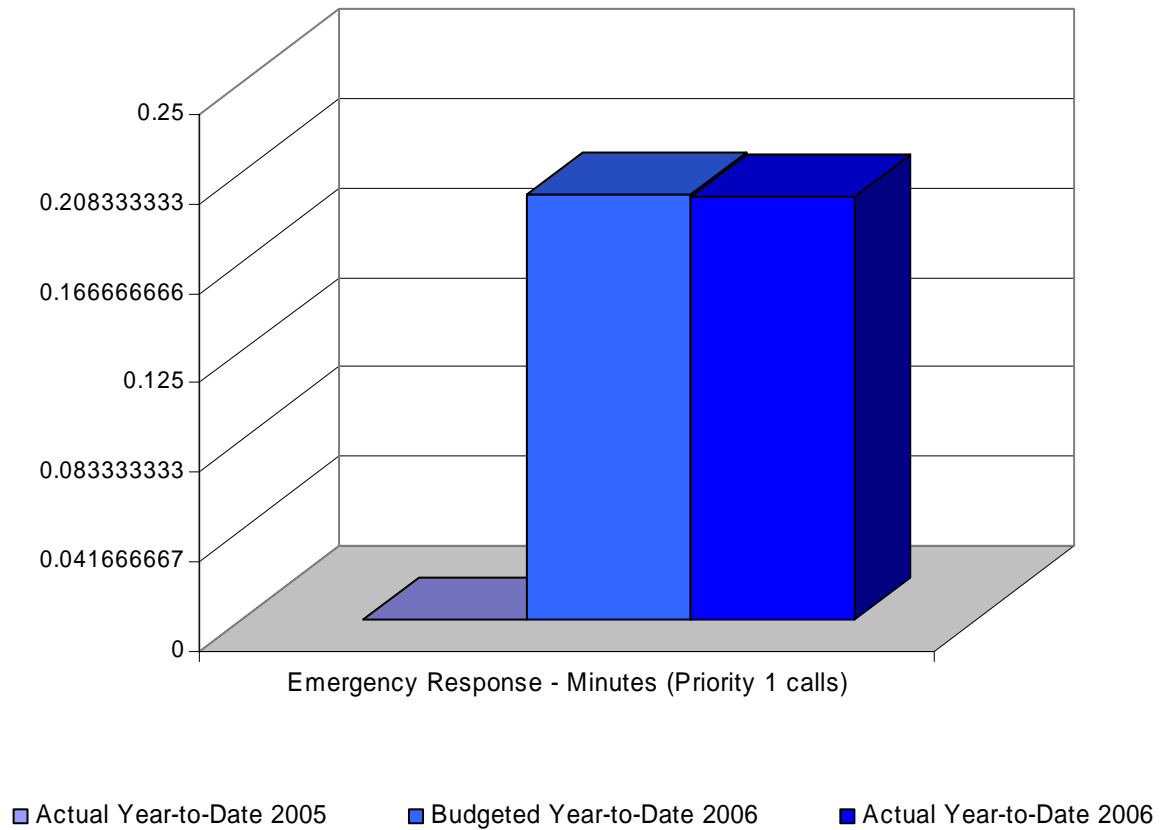
Patrol Program

Criminal Investigation Division Assigned and Cleared Crimes



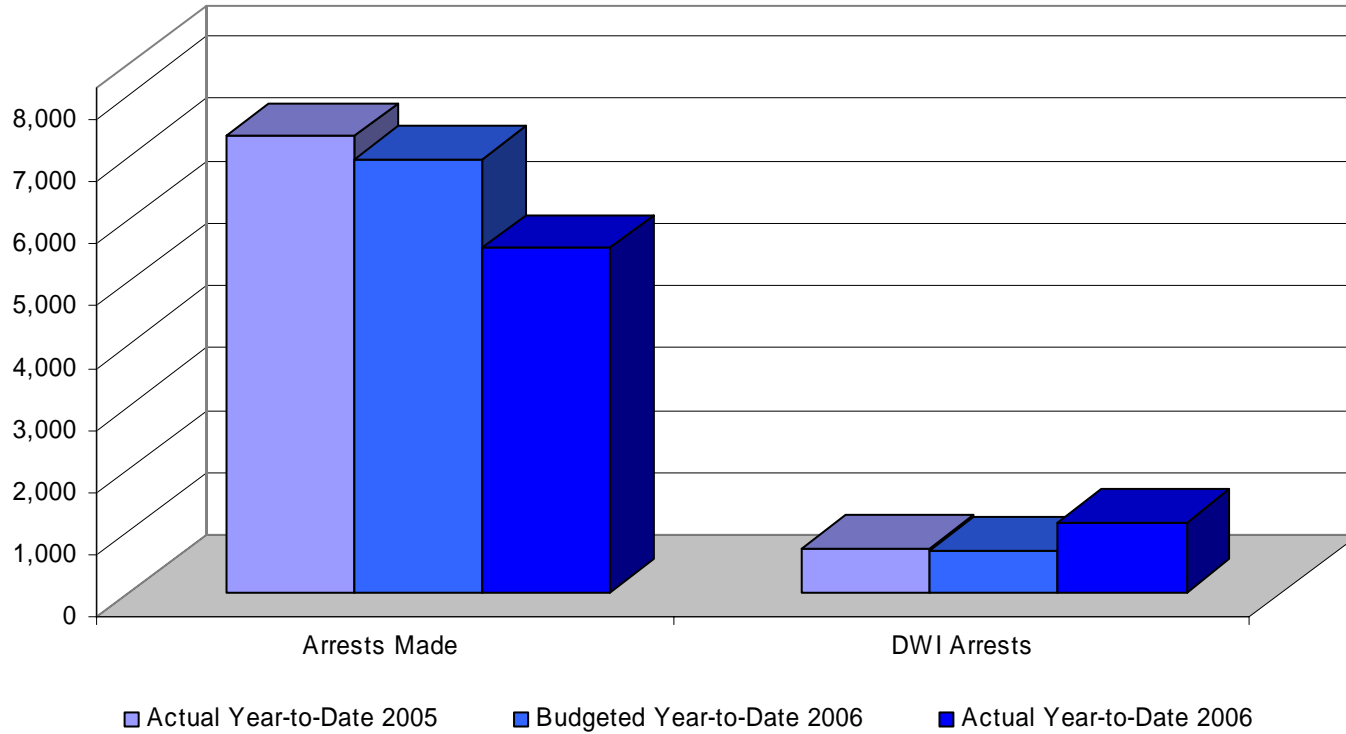
Patrol Program

Police Department Emergency Response Time High Priority Calls



Patrol Program

Arrests



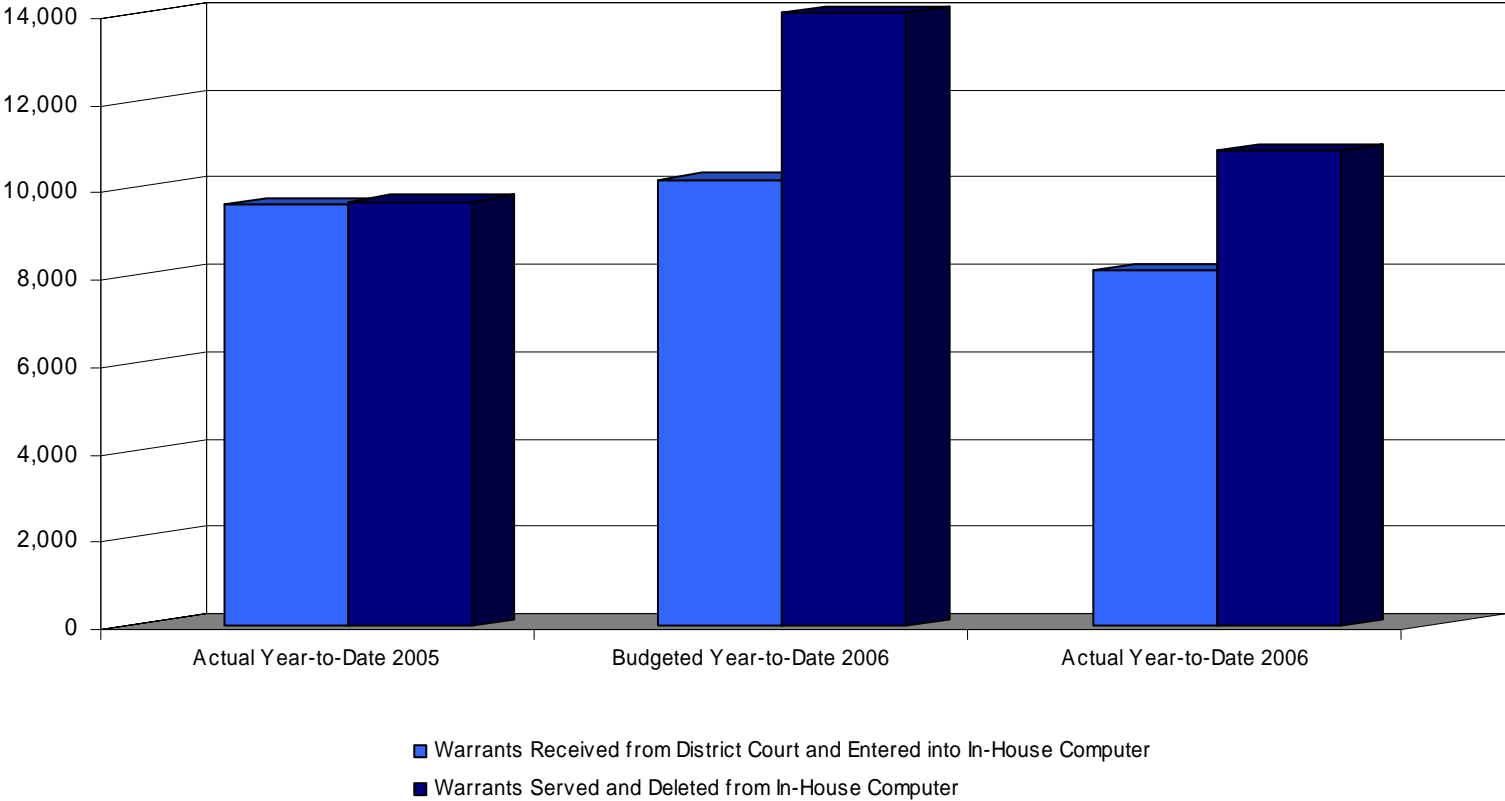
Support Services Program

Support Services Performance Measures	Actual Year-to-Date 2005	Budgeted Year-to-Date 2006	Actual Year-to-Date 2006
Funds Collected on Bonds and Fines	\$ 2,415,383	\$ 2,750,000	\$ 2,560,289
Records Processed	58,549	123,000	50,544
PACE Reports Transcribed	11,274	N/A	13,886
Accidents entered into In-House Computer	3,291	N/A	3,223
Traffic Citations entered into Court Computer	18,016	N/A	20,321
Criminal Citations entered into Court Computer	N/A	N/A	N/A
Arrests entered into In-House Computer	7,936	N/A	6,130
Arrests entered into Court Computer	4,317	N/A	6,984
Warrants Received from District Court and Entered into In-House Computer	9,632	10,200	8,127
Warrants Served and Deleted from In-House Computer	9,697	17,248	10,865
Property & Evidence Items Collected	9,603	10,500	9,922
Percentage of CALEA* Standards Met	N/A	N/A	57.00%
Grants Managed	6	6	5
Grants Awarded	\$ 240,000	\$ 510,000	\$ 374,275

*Commission on Accreditation for Law Enforcement Agencies, Inc. (CALEA)

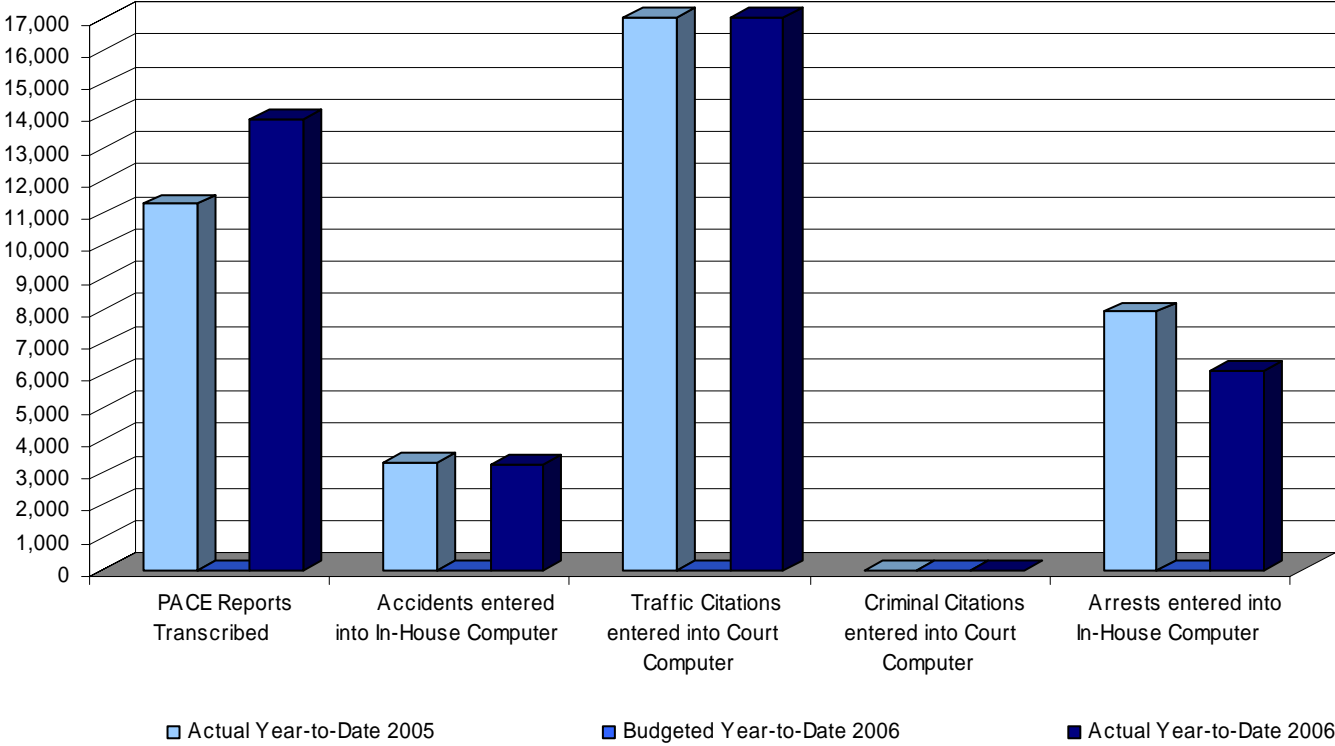
Support Services Program

Warrants Issued and Served



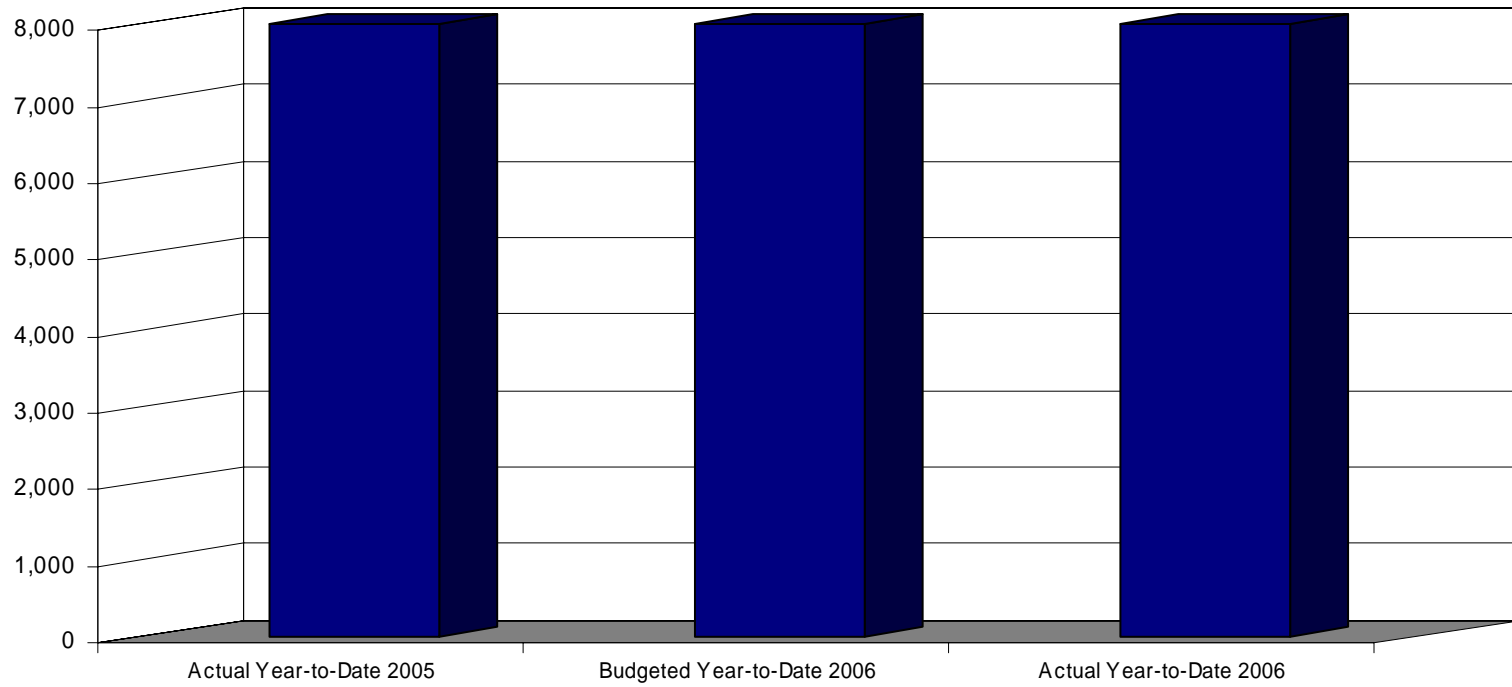
Support Services Program

Total Police Department Records Processed by Type



Support Services Program

Property & Evidence Items Collected



City of Fayetteville, Arkansas

- 2006 Budget Adjustments Requiring Use of Reserves (4th Quarter 2006)

Fund	Account Number	Project Number	Project Description	Date	Description	Budget Amendments	
						Amount	Adjustment
<i>Use of Fund Balance Items (All Funds):</i>							
1010	1010.0001.4999.99		General Fund	20061026	E: Correction to Close Out Fund	1	1
1010	1010.0001.4999.99		General Fund	20061107	D: Wilson Spings Funds for the Police/Ct Bldg.	1,100,000	1,100,000
1010	1010.0001.4999.99		General Fund	20061107	D: Cato Spings Sale Funds for Police/Ct Bldg.	937,797	937,797
1010	1010.0001.4999.99		General Fund	20061231	E: CEC Prorated Insurance Due to Sale	(2,092)	(2,092)
3170	3170.0917.4999.99		Arts Center Bond	20061026	E: Correction to Close Out Fund	(1)	(1)
3440	3440.0944.4999.99		Wastewater Improve. Sales Tax Bond Fund	20061231	E: Additional Principal Payments	2,335,754	2,335,754
4470	4470.0947.4999.99		Sales Tax Capital Improvement Fund	20061026	E: Correct Rebudget for 2006	8,497	8,497
4480	4480.0948.4999.99		Wastewater Improvement Construction Fund	20061026	E: Bond Proceeds from the RLF Loan	(16,000,000)	(16,000,000)
5400	5400.0940.4999.99		Water & Sewer Fund	20061121	D: 36"Water Increase to meet Safe Drinking Act	734,677	734,677
6800	6800.0980.4999.99		Police Pension Fund	20061227	E: Correct Pension Amounts Due to Retirements	400	400
6810	6810.0981.4999.99		Fire Pension Fund	20061030	E: Correct Expense Due to Retirements	44,750	44,750
6810	6810.0981.4999.99		Fire Pension Fund	20061227	E: Correct DROP Expense Due to Retirements	222	222
6810	6810.0981.4999.99		Fire Pension Fund	20061231	E: Correct Pension Amounts Due to Retirements	296	296
9700	9700.0970.4999.99		Shop Fund	20061019	E: Correct Account Numbers	(20,206)	(20,206)
9700	9700.0970.4999.99		Shop Fund	20061030	E: Reduce Depreciation Expense	(1,432,985)	(1,432,985)
9700	9700.0970.4999.99		Shop Fund	20061121	D: Increase Biodiesel Fuel Storage Project	256,738	256,738
							<u>(12,036,152)</u>
<hr/>							
<i>General Fund (1010):</i>							
1010	1010.0001.6602.17		Transfer from Arts Center Bond Fund	20061026	E: Correction to Close Out Fund	1	1
1010	1010.6600.7602.47		Transfer to Sales Tax Capital Impr. Fund	20061107	D: Wilson Spings Funds for the Police/Ct Bldg.	1,100,000	1,100,000
1010	1010.6600.7602.47		Transfer to Sales Tax Capital Impr. Fund	20061107	D: Cato Spings Sale Funds for Police/Ct Bldg.	937,797	937,797
1010	1010.0001.6602.69		Transfer from CEC	20061231	E: CEC Prorated Insurance Due to Sale	(2,092)	(2,092)
							<u>2,035,706</u>
<hr/>							
<i>Arts Center Bond Fund (3170):</i>							
3170	3170.9170.7602.01		Transfer to General Fund	20061026	E: Correction to Close Out Fund	(1)	(1)
							<u>(1)</u>
<hr/>							
<i>Wastewater Improvement Sales Tax Bond Fund (3440):</i>							
3440	3440.9440.5500.00		Principle Payments	20061231	E: Additional Principal Payments	2,335,754	2,335,754
							<u>2,335,754</u>
<hr/>							
<i>Sales Tax Construction Fund (4470):</i>							
4470	4470.9470.7602.70		Transfer to Shop Fund	20061026	E: Correct Rebudget for 2006	2,200	2,200
4470	4470.9470.7602.70		Transfer to Shop Fund	20061026	E: Correct Rebudget for 2006	6,297	6,297
							<u>8,497</u>
<hr/>							
<i>Wastewater System Improvement Project Fund (4480):</i>							
4480	4480.0948.6884.00		Proceeds from Bond Sales	20061026	E: Bond Proceeds from the RLF Loan	(16,000,000)	(16,000,000)
							<u>(16,000,000)</u>

City of Fayetteville, Arkansas

- 2006 Budget Adjustments Requiring Use of Reserves (4th Quarter 2006)

Fund	Account Number	Project Number	Project Description	Date	Description	Budget Amendments	
						Amount	Adjustment
<i>Water & Sewer Fund (5400):</i>							
5400	5400.4310.5216.00		Operational	20061121	D: 36"Water Increase to meet Safe Drinking Act	47,677	47,677
5400	5400.5600.5808.00	03018	Water Line Improvements	20061121	D: 36"Water Increase to meet Safe Drinking Act	687,000	687,000
					<i>Use of Reserves</i>		<u>734,677</u>
<i>Police Pension Fund (6800):</i>							
6800	6800.9800.5335.00		Operational	20061227	E: Correct Pension Amounts Due to Retirements	200	200
6800	6800.9800.5335.05		Operational	20061227	E: Correct Pension Amounts Due to Retirements	200	200
					<i>Use of Reserves</i>		<u>400</u>
<i>Fire Pension Fund (6810):</i>							
6810	6810.9810.5303.00		Operational	20061030	E: Correct Expense Due to Retirements	150	150
6810	6810.9810.5314.00		Operational	20061030	E: Correct Expense Due to Retirements	2,200	2,200
6810	6810.9810.5335.01		Operational	20061030	E: Correct Expense Due to Retirements	42,400	42,400
6810	6810.9810.5335.01		Operational	20061227	E: Correct DROP Expense Due to Retirements	222	222
6810	6810.9810.5335.01		Operational	20061231	E: Correct Pension Amounts Due to Retirements	296	296
					<i>Use of Reserves</i>		<u>45,268</u>
<i>Shop Fund (9700):</i>							
9700	9700.0970.6602.01	02086	Transfer from General Fund	20061019	E: Correct Account Numbers	(18,135)	(18,135)
9700	9700.0970.6602.01	02078	Transfer from General Fund	20061019	E: Correct Account Numbers	(1,540)	(1,540)
9700	9700.0970.6602.01		Transfer from General Fund	20061019	E: Correct Account Numbers	(531)	(531)
9700	9700.1910.5950.00		Depreciation	20061030	E: Reduce Depreciation Expense	(1,432,985)	(1,432,985)
9700	9700.1920.5801.00	02101	Operational	20061121	D: Increase Biodiesel Fuel Storage Project	256,738	256,738
					<i>Use of Reserves</i>		<u>(1,196,453)</u>
					<i>Use of Reserves - All Funds</i>		<u><u>(12,036,152)</u></u>

Project Accounting Summary - Fourth Quarter 2006

Project Title	Project Description	Current Status	2006 Budget	2006 Obligated	Remaining
Aviation & Economic Development Improvements					
Airport Expansion Equipment (AIP#21 REV)	Purchase of a small dump truck with snow removal blade, a skid steer with broom, and a front end loader and back hoe for airport use. The proceeds of the sale of the airport's snow blower will be used to purchase the new equipment.	As of December 31, all three vehicles have been received. Since the project funding was program income from the sale of Federally funded equipment, the remaining project budget is restricted to DOT/FAA Airport Improvement Program eligible expenses.	90,737	44,171	46,566
Airfield Re-striping	Re-paint airfield markings. The project is a requirement of FAA regulations for maintenance of Airfield standards.	No change.	9,650	-	9,650
Airport Master Plan Update	Through extensive research and analysis, the Master Plan will identify and examine the role of the airport within the region's system of airports. A strategic plan will be formulated that best represents the goals of the community and the airport and sets forth realistic and achievable direction and plan of action for the development of the airport and its environs.	A draft of the final report has been completed and accepted by the FAA on December 12, 2006. On December 13, the Airport Board directed staff to forward the document to the City Council for review and acceptance.	110,476	92,057	18,419
Airport Parking Lot Rehabilitation	To crack seal and rejuvenate asphalt. Repaint parking lot lines and ADA spaces.	As of December 31, the project is physically complete. Staff is waiting on the final invoice from the contractor.	36,546	33,439	3,107
East Corporate Hangars 60' x 60'	To build small corporate-style hangars suitable for twin-engine turboprop aircraft. The hangars will diversify and enhance the airport's facilities for support of General Aviation in the region.	No change as of December 31, 2006. The project will not go forward in the immediate future. Staff elects to change the project status to "Completed."	38,973	-	38,973
Economic Development Matches	There are no activities in this project at this time.	No activity this quarter.	48,835	-	48,835
Fire Sprinkler System - Air Museum	To replace the fire protection sprinkler system in the Arkansas Air Museum hangar.	The project is complete.	9,050	8,502	548
NW Ark Aviation Tech Center Funding	Funding to the Arkansas Aviation Technology Center for the purpose of developing their capability for national accreditation. The non-profit educational facility provides FAA certification training for airframe and power plant mechanics.	The project has been canceled and funds will not be expended.	18,704	-	18,704
Roof Maintenance Program	Repair roofs of Airport buildings.	All scheduled roof repair projects are complete as of December 31. This project is on-going.	38,676	37,976	700
Terminal Building Rehabilitation	To remodel the old terminal building. Conceptual plans were developed for the purpose of deciding how to best utilize the unused building area to generate revenue for the airport. The recent agreement with Million Air Inc. to perform the Fixed Base Operations function at the airport has created additional urgency to make modifications to the building. Other uses considered for the first phase of the project will include: aviation-related business, office space, commercial enterprise, educational, and other.	Project is physically complete. A final payment remains to be processed for an item to be received in 2007.	302,854	301,770	1,084
Terminal Improvements - Sky Venture	A portion of the Capital improvements to the tenants leased space in the terminal building will be reimbursed to the tenant through a monthly rent reduction.	The improvements have been completed and the tenant occupied the space in June, 2006. The project will remain active until the remaining budget has been utilized.	24,000	10,000	14,000

Project Accounting Summary - Fourth Quarter 2006

Project Title	Project Description	Current Status	2006 Budget	2006 Obligated	Remaining
West GA Hangars	Construction of two (2) 80X120 corporate type hangars on the new West GA ramp currently under construction. The project will leverage \$600,000 in Arkansas Department of Aeronautics grant funds. A portion of the project cost will come from City of Fayetteville General Fund in the form a loan to the Airport fund and will be repaid to the General Fund from the lease revenue.	Bids were accepted December 14, 2006. The contract and budget adjustment was forwarded to the City Council for approval.	105,500	-	105,500
West General Aviation Apron	To provide General Aviation Hangar Apron constructed to the north of the terminal building and to redesign the terminal parking lot entrance.	The project is physically complete. As of December 31, a final change order to reconcile differences in actual versus contract quantities is being prepared by the contractor and engineer. The change order will slightly reduce the contract amount.	848,735	848,711	24

Bridge & Drainage Improvements

AHTD Bridge Cost Sharing Program	AHTD bridge replacement program. The City's share is 20% of the cost. The Dead Horse Mountain Bridge has been selected by the Street Committee.	No activity this quarter.	555,017	35,000	520,017
Drainage Study/Phase II Stormwater Mgt	This project consists of numerous separate smaller projects that address the need for watershed drainage studies and compliance with the EPA's NPDES Phase II Stormwater Regulations.	No activity this quarter.	678,313	148,901	529,412
Other Drainage Improvements	Drainage improvements and cost shares as needed.	No activity this quarter.	524,135	128,474	395,661

Fire Improvements

Fire Apparatus Purchases	Purchase of apparatus and miscellaneous equipment.	Purchase of miscellaneous small equipment should take place in the first quarter 2007.	21,605	7,810	13,795
Fire Apparatus Lease Payments - BoA	Long-term lease purchasing agreement for fire apparatus.	Payments are for the financing of the 2003 and 2004 apparatus purchases and will continue through July, 2008.	505,208	494,926	10,282
Fire Equipment/Vehicles - Expansion	Expansion costs for unit #2079 which is a 2005 Chevy 1/2 ton pickup. This unit was originally scheduled as a 2005 replacement unit for #1049. Due to departmental vehicle requirements, an additional unit was necessary that was not anticipated.	This project is complete.	20,206	20,205	1
Fire Facility Maintenance	These improvements will reduce the overall utility and maintenance costs for fire facilities.	Renovations being made at central fire station and station #2.	14,165	7,936	6,229
Fire Records Management System	A GIS based communications system with mobile data terminals that will provide electronic mapping, vehicle tracking, infrastructure database (such as hydrant locations), hazmat database, fire preplans, aerial photography, and other computer aided dispatch information.	The equipment purchase should go for City Council approval in the first quarter of 2007.	354,200	-	354,200
Fire Station #3 - Expansion	Renovate the old Tyson facility to accommodate a fire station to replace the existing fire station #3 currently located at Drake field.	An architect has been selected and renderings furnished of the new fire station #3.	1,650,000	34,966	1,615,034
Fire Station #3/#5 - Lease Payment	Bond payments to finance the construction costs of the new fire station #3 and the relocation of fire station #5.	Bond issuance is complete.	440,575	427,524	13,051
Fire Station #5 - Relocation	To construct and furnish a new station in the northern portion of the City to replace the current fire station #5 located at Mission and Crossover.	Construction is 27% complete and the project is ahead of schedule.	1,846,716	464,709	1,382,007

Project Accounting Summary - Fourth Quarter 2006

Project Title	Project Description	Current Status	2006 Budget	2006 Obligated	Remaining
Grant - Firewise Mailout	This project is for the printing and mailing of Firewise Awareness brochures.	These brochures were mailed out with the September utility bills.	2,500	2,506	(6)
SCBA Refill System	This project is to add another compressor and fill station for the air bottles to be located at Fire Station 1.	This project is complete.	44,030	44,029	1

Information Technology Improvements

AS/400 Computer Upgrades	This project is for AS/400 iseries hardware and operating system upgrades. These upgrades are necessary to enhance performance, maintain system reliability, and provide adequate storage for expanding applications and data. New versions of software, coupled with an expanding user base, require increasing amounts of resources from the operating system and hardware. Periodic updates to the system allows utilization of technology advances and increases productivity of existing investments.	Specifications are complete for the replacement of the City Administration's AS/400. Project is currently on hold due to building electrical, cooling, and space limitations of the existing computer room.	126,112	10,262	115,850
Accessfayetteville Technical Improvement	This project provided updates and enhancement to the City's website.	Continued update/rebuild of the accessfayetteville content management system.	25,201	15,079	10,122
Citywide Software Upgrades	This project provide upgrades to the City's standardized software packages.	No significant activity during the quarter.	3,000	2,996	4
Document Imaging System	This project is for a document management system to provide digital storage and retrieval of the City's official documents. Prior to this project, the City's documents were stored on film, which had a single point for access and retrieval. The document management system provides management of the City's documents and multiple access points for input and retrieval including lookup and view access for citizens from the City's web site.	Continued developing and working through final testing of new document applications, report applications, and Teleform applications. Currently, there are approximately 95,000 documents stored in this system contributed from Accounting, Utilities, Purchasing, Planning, City Clerk, and Police. Purchased and installed wide format document scanner during the quarter.	71,252	43,236	28,016
Geographic Information System	Build and maintain the City's Geographic Information System.	Continued updating Hansen Assets from the GIS geo-databases. Completed implementation/configuration of Spatialdirect software. Spatialdirect software allows end users to download spatial data in a format of their choice. Completed first phase implementation/update of the ArcIMS Data Delivery System to assist with data dissemination via the City's website. Expanded the GIS downloads available to the public via the City's website. Installed and configured four GIS workstation replacements.	100,227	57,344	42,883
Local Access Network (LAN) Upgrades	Build and maintain the City's Network Infrastructure.	Completed migration of user accounts from NDS to Active Directory. 100% of all users are now using Active Directory accounts. Continued project planning and configuration of an Enterprise System Management Server. Configured and ordered Tele-works replacement server. Configured and ordered Backup Tape drive replacement.	100,000	60,722	39,278
Microcomputer Replacements	To keep user PC hardware up with standards.	Continued purchasing and installing replacement PCs.	47,176	41,781	5,395

Project Accounting Summary - Fourth Quarter 2006

Project Title	Project Description	Current Status	2006 Budget	2006 Obligated	Remaining
Municipal Management System	This project provided a single vendor solution of a Municipal Management System. The system provides management solutions for the City's infrastructure, such as streets, water and sewer lines, vehicles, buildings, etc. and solutions for managing the City's customer/citizen requests, building inspections, and planning processes.	Continued the migration of Water & Sewer assets from AutoCAD/GIS to Hansen and the migration of street segments and developing integration with GIS and AS/400. Continued modifying and fine tuning Case, Permit, and Project applications.	23,345	-	23,345
New World Systems Supplemental Software	These add-on software modules to the City's New World Systems software help leverage the investment in existing software by giving added functionality.	Purchased Microsoft Word Interface Module that allows Word documents to be attached to New World applications.	12,834	8,000	4,834
Printer Replacements	This is an ongoing project to purchase system and network printers. Several system and network printers have exceeded their expected life. These printers are essential for daily operations. This project ensures that replacement printers can be purchased when needed.	No activity during the quarter. The two large blue bar system printers were planned to be purchased during 2006 were postponed because the existing printers that were scheduled for replacement have exceeded expected useful life.	38,204	3,505	34,699

Library Improvements

Library Computer Replacements	This project provides computer resources for the public and staff. This project provides for the replacement of 20% of the library's computers, as well as funding for computing infrastructure replacement.	Project is complete, no rebudget requested.	1,175	1,162	13
Library Materials Purchases	This project funds the core library service--materials which includes books and audiovisual items provided to the public.	All materials were purchased by year end.	298,000	298,000	-
New Main Library Building	This on-going project funds approximately 80% of the new 88,000 square foot main library and 212 car parking garage at 401 W. Mountain. The remainder is funded with private donations.	Building was completed in the second quarter of 2006.	3,818	3,817	1

Other Capital Improvements

Automated Field Inspection System	To replace field units that were not Y2K compliant and to provide for the purchase of the Hansen Internet Portal and/or other features to improve customer service. Replacement was delayed until the Hansen project was implemented so compatible hardware/software could be determined and bid.	All software and hardware is in place and inspectors are using the system. The project is complete.	48,020	-	48,020
Building Improvements	Repair and maintain roofs, HVAC, plumbing, and other systems.	Activity during the quarter included roof work at the Animal Shelter Facility and renovation of leased space in the GCM Building. Renovation work to be done to the City Administration Building's elevator was bid during the quarter and should commence in the spring of 2007.	400,497	281,849	118,648
Building Improvements - Leased Buildings	This project addresses unforeseen issues for leased buildings, repair and maintenance of roofs, HVAC, and other major building systems.	The Sang Center, now vacant, was weatherized and work was done on the roof of the Headstart Building.	15,750	2,340	13,410
Cityplan 2025 Study	The City Plan 2025 will serve as a guide for planning and development over the next 20 years. Dover, Kohl and Partners, an urban design firm, will facilitate the public participation process and create a vision for Fayetteville as well as conduct an economic and transportation analysis.	The City Council adopted City Plan 2025 on July 17, 2006 and the Future Land Use Map on December 5, 2006. Staff is now preparing an update to the Master Street Plan and a charrette for a complete neighborhood plan.	246,946	239,565	7,381
Copier Purchase Replacements	Copier additions and replacements.	This project is complete.	18,530	18,336	194

Project Accounting Summary - Fourth Quarter 2006

Project Title	Project Description	Current Status	2006 Budget	2006 Obligated	Remaining
District Court Software Improvements	<p>Project to purchase a new District Court software system. The current court software was written in the early 1980's and the current hardware was purchased in 1992. There is no outside support for the current software and little support for the current hardware which requires a proprietary chip for the current software to run. It is expected that this project will be implemented in multiple phases. Phase 1 is dedicated to upgrading Court software and servers and is expected to be complete by year end 2006. Subsequent phases will include development of electronic interfaces with the City's public safety system and financial system.</p> <p>Total cost for Phase 1 is \$245,000.</p>	Phase I of the project was completed as of year end 2006.	245,000	216,606	28,394
Emergency Ops Center - Wash Co.	City participation with Washington County for the establishment of a combined emergency operations center to be housed in an existing County facility.	Fayetteville, Springdale and Washington County jointly funded a combined emergency operations center and it is operational. This project is complete.	30,000	30,000	-
Flood Damage Repair - 2004	This project addresses the areas affected by the flooding in the Spring of 2004.	Bids have been received for the damage to the water pier at the White River Baseball Park. A contract has been signed with Mobley Contractors.	29,246	6,148	23,098
Hwy 71 East Square Redevelop Dist. No. 1	This project included the demolition (or gutting) of six buildings located on West Center Street. The leveled and graded lot is now the building site for a fourteen story hotel to be constructed by private developers. In conjunction with the razing of the buildings, was the relocation of primary and secondary utilities on the site. Also associated with this project will be the construction of some three miles of new and replacement sidewalks and curbs and gutter. This work will be completed by city crews, and the costs reimbursed from project funds.	There is no activity to report for the quarter.	207,909	-	207,909
Impact Fee Study - Street/Fire/Police	This project updated the road impact fees based the street bond program and estimated costs.	This project is complete. The update was distributed to the Fayetteville Street Committee in May 2006.	1,600	1,600	-
P.E.G. Television Center - Equipment	Replace equipment up to 14 years old and expand equipment capability; add two editing systems, editing room construction, field cameras, studio cameras, cable casting equipment, character generation equipment, lighting system, VCR replacement, DVD equipment, monitors, and computers.	Worn and obsolete cameras, switchers, recorders, lighting, video monitors, and computers still need to be replaced.	80,547	17,525	63,022
Replacement Copier Funds	Project to replace copiers as existing leases are completed or City owned machines have reached their useful life span.	Currently all copiers are in good condition. District Court was replaced during the quarter due to new software requirements.	142,246	16,674	125,572
Shelter Quarantine Upgrade	A new exhaust system installed in the cat room, cat quarantine and dog room area of the shelter. The exhaust fan system was placed low at the floor, assisting the flow of air out of the designated areas. The system assists in preventing upper respiratory infection and kennel cough along with other airborne diseases. The exhaust fan was installed in the cat room after new cat adoption cages were installed. A sink was installed in the cat room for additional sanitation and disease control. A window was added to the cat room.	The project was completed in June.	9,471	6,100	3,371

Project Accounting Summary - Fourth Quarter 2006

Project Title	Project Description	Current Status	2006 Budget	2006 Obligated	Remaining
Special Census - 2005	The City has contracted with the Census Bureau to conduct a Special Census for Fayetteville. The total cost of this effort is expected to be approximately \$962,000 and is predicted to return approximately \$3 million in additional state turnback funds between October 2006 and May 2010. The Street Fund is expected to receive approximately \$2.0 million and General Fund is expected to receive \$1.0 million.	The Special Census for Fayetteville has been completed. Reports were transmitted to the City in September.	474,540	474,434	106
Telecommunication Systems Upgrades	This is a telecommunications system upgrade for the Transportation and Parks facilities. The City currently has 13 telecommunications systems located throughout various facilities and five of those systems are outdated and are no longer supported by Nortel Technologies. Upgrades to these systems are essential to ensure no "down time" due to failing software and/or hardware. If any of these systems fail, these facilities will be without telephones until a new system can be acquired and installed. The systems affected by this upgrade are located at the Shop/Park facilities, Engineering and Planning Building, Central Fire Station, Airport, and the Animal Shelter.	Installation of a new telecommunications system at Central Fire Station was scheduled for the fourth quarter of 2006. However, staff is now planning for a whole new city-wide system. The new system will be implemented over a four-year period beginning in 2007. Funds from this 2006 project will be re-budgeted in 2007 for the initial purchase of the base system.	28,253	-	28,253
UA Economic Development Data Analysis	To provide data collection and expert analysis of data elements related to economic development efforts to recruit new, and support expansion of existing businesses and industries in Fayetteville. Subject to availability, data elements to be collected and analyzed include: Demographic, socio-economic, labor force, employers by sector, newly located companies, research & development activity, education, labor costs, unionization, transportation & infrastructure, taxation, utilities, and housing. Database maintenance and website support to provide public availability of the data, as well as economic impact analysis of economic development prospects are also features of the project.	The time of contract performance was October 1 - December 31, 2006. This time has been extended for an undetermined amount of time to early 2007 in order to complete the data collection.	11,165	-	11,165
User Fee and Cost Allocation Plan	This project is to conduct a comprehensive user fee study that will provide City Council and City staff the full cost of services. This will be the first user fee conducted for the City since 1991.	Staff will be presenting various ordinances adopting user fees for specific areas throughout the first quarter of 2007.	4,060	3,100	960
Wash Bay & Covered Storage Improvements	Installation of an additional drive-thru wash bay and a storage shed at Fleet Operations. This project will be completed in conjunction with project 06012 Automatic Vehicle Wash System.	The second RFP was rejected as none were filled out correctly. A third revision is being drafted by Purchasing.	35,360	-	35,360

Parks & Recreation Improvements

Botanical Gardens/Lake Fay. State Grant	A grant from the Arkansas Department of Parks and Tourism will assist with the construction of Phase 1A of the Botanical Gardens at Lake Fayetteville. Phase 1A includes completion of the Administrative Offices, a Great Lawn, several themed gardens, a trail around the facility, and a parking lot.	Grant project is currently under construction. Grant deadline for completion is April, 2007.	115,128	35,940	79,188
---	--	--	---------	--------	--------

Project Accounting Summary - Fourth Quarter 2006

Project Title	Project Description	Current Status	2006 Budget	2006 Obligated	Remaining
Community Park Development	<p>Purchase and develop a multi-purpose Community Park according to the Parks and Recreation Master Plan. Cummings property was selected for the community park site by PRAB and Park Staff. On September 7, 2004, a resolution approving the mayor to enter into a contract with SouthPass Development was approved. This included the donation of 200 acres and 1 million dollars for the development of the park.</p> <p>Terracon Consultants, Inc. completed a work plan that described all necessary studies needed to determine the impact of the 33-acre landfill located within the property. Estimated cost of the complete study is \$50,000. Staff is working with ADEQ for potential funding of land fill remediation.</p>	The City has received a deed for the landfill. Staff is working with ADEQ to begin the process for remediation. South Pass has contracted professional services for a Master Plan of the development and to determine the 200 acre park location.	1,689,970	217	1,689,753
Forestry, Safety, & ADA Compliance	Funds were used for the Celebration of Trees give-away, a tree inventory, the Community Tree Planting Initiative program, and grants. Funds also to be used for unforeseeable emergencies occurring due to inclement weather, vandalism, replacement, or renovation of park amenities to meet ADA Safety standards.	2007 City wide tree replacement schedule is in process. The remaining funds are to be used on ADA compliance for the AR Outdoor Recreation Grant projects at Sweetbriar, Davis, and Gulley Parks. Only partial grant funding was awarded.	101,356	50,436	50,920
Gordon Long/Red Oak Improvements	Trail and drainage improvements are needed at Red Oak and Gordon Long Parks. Water runoff from adjoining subdivisions discharges into the lower valley of Red Oak Park creating an erosion problem for the park trail, tree root erosion, and various park amenities. Gordon Long Park has two low water bridges that need to be renovated. This project will improve the safety and usability of the bridges over Scull Creek. The trail at Gordon Long also needs improvements.	Gordan Long Park is on hold until Gregg Street improvements are completed. Red Oak is currently being designed by the Arkansas Game and Fish Stream Team. City Engineers are assisting with this project.	145,954	-	145,954
Gulley Park Improvements	Funds will be used to add a parking area in Gulley Park.	A grant was received through the Arkansas Urban Forestry Commission. Parks staff is working with the University of Arkansas Landscape Architecture Department to prepare bid documentation.	80,079	3,906	76,173
Lake Fayetteville/Sequoyah Improvements	An ADA accessible restroom will be installed to the Lake Fayetteville Boat dock recreation area. The Lake Sequoyah boat docks are being evaluated for replacement/renovation. \$12,000 was approved to replace the bleacher cover at Field # 3, re-sod ball field access, concession building renovations, and restripe the parking lot at the Lake Fayetteville Softball Complex.	Evaluation of the Lake Sequoyah boat dock project is scheduled to be completed in the second quarter of 2007. Lake Fayetteville completed projects include the restroom, replacement of a bleacher cover, concession building renovations, re-sodding of fields, and the parking lot stripping.	165,199	35,071	130,128
Lights of the Ozarks	Lights of the Ozarks is a display of more than 400,000 lights on the downtown square that runs from Mid-November until New Years.	Design was completed and the lights were ordered in September. The installation began on October 2. The lighting ceremony was held on November 18. Removal is to start the first week of January, 2007.	45,826	25,113	20,713
Mount Sequoyah Land Purchase	The City of Fayetteville purchased 68 acres on Mt. Sequoyah in 2003 for \$700,000 with 3% interest until paid. This park is Mt. Sequoyah Woods located at 100 N. Summit Avenue.	Property has closed. The payment plan extends five years to 2008. In 2006, \$153,000 will be paid. Two remaining payments will be made in 2007 for \$148,000 and in 2008 for \$144,000. The remaining funds of \$400 are to be used for the DePalma land donation survey.	153,000	152,600	400

Project Accounting Summary - Fourth Quarter 2006

Project Title	Project Description	Current Status	2006 Budget	2006 Obligated	Remaining
Neighborhood Park Development	Funds are used to develop new neighborhood parks. St. Joseph Park, Salem Meadow, Asbell Pavilion, Dale Clark Park, Walker Park Lighting, and Harmony Pointe Park.	St. Joseph Park is receiving donations for trees from the neighborhood. In addition, a dogpot waste system has been purchased and installed. Salem Meadows Park is under construction. Asbell pavilion continues in the design phase. Dale Clark Park signage design was approved on October 2, 2006 by PRAB. Walker Park lighting design is complete and in the bid process. Harmony Pointe construction documents are in process. The Master Plan and funding from Park Land Dedication SW Quadrant was approved by PRAB on October 2, 2006.	516,107	171,255	344,852
Other Park & Safety Improvements	Improvements to Wilson Park east bridge and renovations to the Parks and Recreation Office.	Wilson Park bridge design is in process. The Parks & Recreation office renovation design has been completed but is under review with the consideration of the approval of new personnel.	165,004	-	165,004
Park Beautifications	Additional flowerbeds were requested at several of the Parks and Recreation Master Plan public meetings.	Walker park entry sign is complete. Remainder of funds are to be used for Happy Hollow intersection flower beautification and new park entry features. A standard entry feature has been approved. Entry features will need to be constructed as the five new parks are opened in 2007.	97,234	44,767	52,467
Playground & Picnic Improvements	Replacement of old equipment at playgrounds and picnic areas.	Funds are to be used for a partial 50/50 matching Arkansas Parks and Tourism Outdoor Recreation Grant. Bid documents have been completed as part of the grant process for Sweetbriar, Davis, and Gulley Parks. Grant funding was awarded through the Arkansas Parks and Tourism Outdoor Recreation Grant Program for playground replacement, toddler playground equipment, and a basketball court for Sweetbriar and Davis Parks. Finger Park Playground is complete.	254,700	149,226	105,474
Skate Park	The construction of a new skate park facility located at Walker Park.	Skate Park Construction complete. Parks Maintenance staff has constructed the berm. The irrigation is being installed and will be completed in January 2007. Trees were planted on the berm in December 2006.	12,931	529	12,402
Tennis/Basketball Surface Renovation	Renovation of Wilson and Walker Park Tennis and Basketball Courts. The resurfacing of the basketball courts at Wilson Park has been completed. In 2006, staff will complete the walkway from the west parking lot to connect the basketball court. At Wilson Park benches/bollards will also be added in summer 2006. This project includes resolving retention and drainage issues.	Walkway construction is scheduled to begin in January 2007. Design has been completed for the walkway and drainage issues. Boulders have been secured to provide seating for the basketball court.	10,517	-	10,517
Walker Park Senior Complex	This project is for the new senior center at Walker Park.	Maintenance work was done on the building's plumbing system.	23,550	5,467	18,083
White River Baseball Complex Improvement	Replace ball field lights on two fields at the White River Baseball Complex. These are the original lights installed at the complex. The lights do not meet current standards for recreational or competitive play, which creates a hazard for players, coaches, and umpires. The remaining funds will be used to demolish the dugouts, old concession building, replace the old dugouts, and install a new storage shed.	Project is complete.	13,627	13,624	3

Project Accounting Summary - Fourth Quarter 2006

Project Title	Project Description	Current Status	2006 Budget	2006 Obligated	Remaining
---------------	---------------------	----------------	-------------	----------------	-----------

Police Improvements

Police/Courts Facility Expansion	The funds are to construct a 30,000 square feet, multi-story building adjacent to the City Administration Building. This facility will house Police, District Court, and the Prosecutor's Office.	Wilson/Estes has started the schematic design of the building. James Estes will be in Fayetteville in February (2007) to present his schematic design to the User Group.	2,737,797	1,956	2,735,841
Police Building Improvements	This project includes the following: the addition of electrical service residing on the emergency generator; making the front entrance handicap accessible and replacing exterior locks; and the improvement of the flooring. The floor tiles have become loose, cracked and uneven causing unsafe conditions.	The handicap entrance and new security locks were installed. The carpet in the front of the Records Division was replaced. Plans are being developed to improve signage on the front of the building for easier citizen recognition.	32,351	27,969	4,382
Police Electronic Ticketing			176,016	73,036	102,980
Police Expansion Vehicles-Transfer to Shop			11,172	-	11,172
Police Technology Improvements	This project provides for the upgrade and replacement of computer and networking equipment which is obsolete and malfunctioning or additional computers and software to support on-going Police Department needs. By providing updated equipment, officers will be kept informed of pertinent records.	The main frame upgrade was ordered in late December. The balance of these funds will be used to upgrade and provide additional equipment as needed.	54,000	41,208	12,792
Police Unmarked Vehicles	The Police Department utilizes unmarked vehicles for a variety of tasks, such as gathering intelligence. Other tasks include the following: conducting pre-raid intelligence for ERT deployment; conducting narcotics operations; patrolling for vandals; patrolling for burglars and thieves; conducting alcohol enforcement patrols; conducting surveillance for all the above activities; and any activity that must be kept covert.	Vehicle purchased.	12,200	12,200	-
Specialized Police Equipment	Items charged to this project will be the replacement of surveillance equipment as new technology becomes available, funding to complete the mobile video project and additional equipment for patrol such as tasers, night vision and gas masks.	Mobile video project for the motorcycles has been purchased. The installation is complete and the backup network is functioning.	2,818	2,817	1

Solid Waste Improvements

Composter/Mulcher ADEQ Grant Purchase	Grant funding of \$40,000 from the Arkansas Department of Environmental Quality passed through the Boston Mountain Solid Waste District to purchase bagger equipment to sell compost and mulch by the bag and \$8,000 in grant funding to purchase storage containers for recyclable commodities.	A change order to the Boston Mountain Solid Waste District and the ADEQ was accepted and existing funds left in the account will be used to purchase a baler if approved in the 2007 budget.	8,029	-	8,029
Composting Site Improvements	Improvements to the compost site are needed to expand the capacity of the operation due to increases in the volumes of yard waste collected. The Arkansas Department of Environmental Quality has cited the facility for non-compliance in the past concerning improper rain run-off at the site. The compost site needs new equipment and operating pad improvements. The composting office area and approach are in need of concrete and asphalt as well as grading around the building.	Staff is working with the Transportation Division to build concrete roads in between rows to help drain the pad and abide by the Storm Water Pollution Prevention plan as adopted by the Division when securing the permit for storm water at the compost site.	35,648	16,474	19,174

Project Accounting Summary - Fourth Quarter 2006

Project Title	Project Description	Current Status	2006 Budget	2006 Obligated	Remaining
Recycling Improvements	The SAC recycling trucks need modifications to the storage bins located on the truck body. These design improvements will enable employees to more efficiently handle and process the growing volume of recyclable materials generated through the weekly curbside service.	No work was performed during the quarter. Additional work for modifications may occur in the future.	22,620	-	22,620
Roll-Off Recycling Boxes ADEQ Grant	Grant funding provided by the Arkansas Department of Environmental Quality and passed through the Boston Mountain Solid Waste District to purchase roll-off style recycling boxes for the Community Recycling Drop off area.	A change order to the Boston Mountain Solid Waste District and the ADEQ was accepted and existing funds left in the account will be used to purchase a baler if approved in the 2007 budget.	3,251	-	3,251
Solid Waste Radios	Radios are needed to replace broken radios and for more communication needs.	Radios were ordered and received. This project is complete.	5,600	5,323	277

Street Improvements

Duncan/California/Harmon Intersections	This project is for the addition of turn lanes for the intersections of Duncan Avenue and Center Street and Harmon Street and California Boulevard.	This project is currently on hold.	80,000	-	80,000
Fayetteville Economic Corridor	The City of Fayetteville received a grant from the Federal government for \$9,000,000 to improve the primary economic corridor of Fayetteville. This area is identified as the Northwest Arkansas Mall and the CMN Business park.	The study is expected to be completed in the first quarter of 2007.	202,000	38,016	163,984
Garland - I-540 to Howard Nickell	This project is for the widening of State Highway 112 (Garland Avenue) from the interchange at Interstate 540 north to the intersection with Howard Nickell Road. The project is included in the Transportation Bond Program. The total estimated project cost is \$3.66 million. Additional funding is in Transportation Bond Project.	Design is in progress.	168,000	148	167,852
Gregg - Fulbright to Township ROW	This project is to purchase right-of-way to widen Gregg Avenue approximately 6,200 feet from Township Road to the Fulbright Expressway, as part of an Arkansas Highway and Transportation Department (AHTD) road-widening cost share project.	Project is complete.	616,723	800,000	(183,277)
Highway 265 ROW, Mission to City Limits	Right-of-way acquisition for the widening of Hwy 265 from Mission to the northern city limits from three lanes to five lanes. The City has agreed to a 50/50 cost share arrangement with the AHTD. The estimated cost of the City's portion is \$7 million. The funding is proposed to come from the transportation bond issue.	The AHTD has scheduled this project for 2007.	-	-	-
Huntsville - Happy Hollow to Stonebridge	This project is to widen sections of State Highway 16 (Huntsville Road) from the intersection of Happy Hollow Road east to Stonebridge Road. Total estimated project cost is \$2.8 million. AHTD is participating in the amount of \$1.7 millions. The remainder of funding is included in the Transportation Bond Program.	To be designed and constructed with City cost participation. Additional project funding is in Transportation Bond Project.	200,000	-	200,000
Huntsville & Happy Hollow - Intersection	This project is for intersection improvements at Huntsville Road and Happy Hollow Road, including reconfiguration of the intersection and the installation of a traffic signal. This project is recommended by the citywide traffic study.	The construction is substantially complete and final payment is pending.	1,380,445	1,316,027	64,418
Kings Drive Improvements	This project is to repair the portion of Kings Drive located from the intersection with Lakeside Drive northward approximately 750 feet.	Construction is scheduled to begin in January of 2007.	516,503	77,468	439,035

Project Accounting Summary - Fourth Quarter 2006

Project Title	Project Description	Current Status	2006 Budget	2006 Obligated	Remaining
Morningside Dr & 15th St - Signalization	Intersection improvements and signalization at the intersection of Morningside Drive and 15th Street. The project will be designed and constructed by City staff.	AHTD has approved the proposed signal at this intersection and issued a permit for construction. Right of way acquisition is underway.	220,530	64,502	156,028
Mount Comfort & Shiloh - Right-of-Way	This project is for right-of-way acquisition and preliminary design of a major intersection and re-alignment of Mount Comfort Road at the intersections with Shiloh Drive, Deane Solomon Road, and I-540. Construction for this project is included in the Transportation Bond Program. Estimated project cost is \$5.4 million. This project has been combined with the Mount Comfort Road project.	Funds to be transferred to the Transportation Bond Street Improvements, Mount Comfort at Shiloh and Deane Solomon.	400,000	-	400,000
Mount Comfort Road - Widening & Turn Lane	This project will widen Mount Comfort Road from Ruppel Road to Shiloh Drive to Futrell Drive from two to four lanes. This project is included in the Transportation Bond Program. The total estimated project cost is \$6.2 million. This project will be combined with the Mount Comfort & Shiloh project.	Project is part of the Transportation Bond Project. Additional funds are in the Transportation Bond Street Improvements, Mount Comfort (Ruppel to Alpine) project.	550,000	82,401	467,599
Other Intersection Improvements	This project will allow for miscellaneous intersection improvements where needed and identified in 2006.	No projects have been identified to date.	-	-	-
Ruppel Road - Wedington to Mt. Comfort	This project is for the widening of Ruppel Road to a four lane boulevard section from Wedington Drive to Mount Comfort Road. This includes the realignment at Mount Comfort Road to line up with Ruppel Road north of Mount Comfort Road.	Currently on hold pending approval of cost-sharing agreements with developers along Ruppel Road.	500,000	-	500,000
Street ROW / Intersection / Cost Sharing	Street ROW, intersection projects, and cost shares with private development as needed.	No cost shares this quarter.	1,718,794	1,248,233	470,561
Township Widening - Gregg to N College	This project will expand Township Road from two to three lanes for approximately 2,400 feet between Gregg Avenue and North College Avenue and includes anticipated right-of-way acquisition and the expansion/replacement of the crossing over Sublet Creek.	This is a multi-year project that began in the third quarter of 2005. The project is scheduled to be bid in mid 2007.	2,053,810	59,411	1,994,399
Transportation Bond Street Improvements	Overall project number for the Transportation Bond Program.	Varies with each project.	24,581,590	-	24,581,590
Transportation Bond Trail Improvements	This on-going project will primarily consist of the completion of Scull Creek Trail. This five mile trail will be the backbone of the trail system.	The first 0.7 mile long section of Scull Creek Trail is complete. Property acquisition and design is underway for the remaining 4.3 miles of the trail.	812,615	-	812,615
Van Asche - Gregg to Garland	This project is the extension of Van Asche Drive as a four lane boulevard from Gregg Avenue to Garland Avenue.	The funding for this project has been transferred to the Van Asche Boulevard project by resolution number 160-06.	320,000	-	320,000
Van Asche Boulevard - Cost Sharing	This project is the extension of Van Asche Boulevard approximately 1,600 feet from Gregg Avenue to the existing street located in the CMN Business Park. The City will be reimbursed 50% of the costs from the developers of the CMN Business Park upon sale of 75% of the property in Phase I.	Construction is underway.	1,877,538	208,934	1,668,604

Project Accounting Summary - Fourth Quarter 2006

Project Title	Project Description	Current Status	2006 Budget	2006 Obligated	Remaining
<u>Transportation Improvements</u>					
In-House Pavement Improvements	Overlay and street improvements needed to preserve the infrastructure.	The overlay crews assisted the Trail Program by doing the trail preparation and base work for the Clabber Creek Trail west of Ruppel Road during the quarter.	1,462,293	1,325,624	136,669
Lake Fayetteville Trails	Projects include developing trail maps, mile markers, signs and kiosks.	Brochures will be printed in January 2007. Kiosk design is expected in the first Quarter of 2007. Trail Mile Markers have been received and will be installed in January 2007. Sign and Kiosk installation is an ongoing task as trails and park development	60,800	3,473	57,327
Parking Deck Rehabilitation	Rehab on the municipal parking deck located on the east side of the Radisson Hotel.	This project was completed during the fourth quarter of 2006.	195,527	150,670	44,857
Parking Management System	This project is to purchase, install, and implement a new parking management software system and new handheld citation equipment.	The development of the interface is underway and scheduled for completion by the first quarter of 2007.	3,310	-	3,310
Parking Lot Equipment Improvements	Parking access and revenue control equipment replacement in the downtown area. The equipment provides access control into all three levels of the municipal parking deck and three surface parking lots. It also includes revenue control equipment at two levels of the municipal parking deck. Equipment includes four proximity card readers, two magnetic card readers, two revenue control stations, eight parking gates, all entrance and exit detectors and loops, one system server, and all related software to provide a fully integrated and modular system.	This project was completed in the third quarter of 2006.	59,895	59,034	861
Parking Lot Improvements and Overlays	The City currently has 12 public parking lots that are in the Downtown Square and Dickson Street areas. These are all asphalt surface lots that periodically require general maintenance such as crack seal, seal coat, re-striping, pot hole patching, and bumper block replacement. These lots also require a complete asphalt overlay on a less frequent basis. This parking lot maintenance schedule will provide an overlay of one parking lot annually and general maintenance of the other lots as needed.	The employee parking lot located on West Mountain Street is scheduled for repair in 2006. This work was scheduled to begin late-summer, but staff discovered more extensive repairs are needed. 2006 funds will be combined with 2007 funds to cover the needed repairs next year.	23,000	-	23,000
Scull Creek Trail Corridor	Multi-Use Trail-design and construction of approximately 5.5 miles along Scull Creek. This trail will run from Dickson Street to Mud Creek Trail. This project will include multiple bridges, grade separated street crossings, and trail amenities.	The Scull Creek Trail section between Gordon Long Park and Fulbright Expressway was completed.	650,500	469,035	181,465
Sidewalk Improvements	To continue improving sidewalk connectivity throughout the City.	During the quarter, 2,399 linear feet of sidewalk, 9,551 linear feet of curb, and 12 ADA access ramps were completed. Some of the new sidewalks were constructed on Fletcher and Appleby. Also during the quarter, the sidewalk crew assisted the Trail Program by pouring the section of Scull Creek Trail in the low area along Scull Creek.	710,563	558,564	151,999
Traffic Signal Improvements	Includes two M.U.T.C.D. signal installations per year as warranted, a project to install battery back up systems and overhead video detection at critical intersections.	Completed signal system software upgrade, installed five uninterrupted power supplies at 15th and School, Zion and College, 6th and Sang, Mall and Van Asche, and Huntsville and Crossover, and assisted the AHTD in the upgrade of the Razorback and Hwy 180 traffic signal. Ordered all of the equipment for the Morningside and 15th traffic signal installation.	365,059	145,167	219,892

Project Accounting Summary - Fourth Quarter 2006

Project Title	Project Description	Current Status	2006 Budget	2006 Obligated	Remaining
Trail Development	Funding is needed for trails and/or for the purchase of additional park land according to the Parks and Recreation Master Plan and the Alternative Transportation and Trails Plan. As new trail project contracts are approved by City Council, funding is taken from this project to a new project number in order to track the new trail. Upon completion of the trail, the funding is transferred back to this project to be held in one account.	The pedestrian bridge was installed on the Town Creek trail, the base was completed and concrete work has begun on the Clabber Creek trail west of Ruppel Road, and work has begun on clearing and base work for the next phase of the Lake Fayetteville Trail.	1,700,556	768,028	932,528
Trimmer/Slipform Paver & Curb Machine	This project will purchase a trimmer/slipform machine which installs curb and gutter along streets or sidewalk sections. This equipment will increase productivity and efficiency of the Transportation Division's overlay and sidewalk programs by reducing the reliance on outside contractors that assist in the installation sidewalk and curbing projects. Control over timing of installation of curb will allow for shortening the overall length of projects, resulting in less disruption to public transportation.	The rebudget funds will be used to purchase an additional form for the slipform paver.	195,000	176,700	18,300

Vehicles & Equipment Improvements

Automatic Vehicle Wash System	Purchase and install an effective automatic wash system for large City vehicles. This system will replace a system that has been in place for eight years that is provided at no charge under an exclusive chemical purchase contract. The contract has expired. The proposed system will provide a superior quality of wash at a lower overall cost of ownership and operation than the existing system. The wash system will be installed in an existing bay in the Fleet Maintenance building that houses the current system.	The second RFP was rejected as none were filled out correctly. A third revision is being drafted by Purchasing.	170,000	175	169,825
Backhoe/Loader - Expansion	The purpose of this project is to purchase approved expansion backhoes and loaders. The Water & Sewer Maintenance Division will be receiving one front end loader in 2006.	The loader has been received.	135,000	113,800	21,200
Emergency Response Team Vehicle	An Expansion Emergency Response Team vehicle for the Police Department.	Project is complete.	190,635	190,635	-
Fire Vehicles/Equipment - Replacement	Unit #1049 is scheduled for replacement for the Fire Department.	This unit is in service.	25,000	21,757	3,243
Fleet - Back Hoe/Loaders	Fleet will be replacing a loader, unit 639 for the Transportation Division and a backhoe, unit 641 for the Parks & Recreation Division.	Project is complete. The units have been received.	208,500	157,197	51,303
Fleet - Construction Equipment	In 2005, Fleet scheduled unit 943, a forklift for replacement for Water & Sewer Division. This will be ordered in 2006.	Unit has been ordered.	423,645	404,255	19,390
Fleet - Light/Medium Utility Vehicles	In 2006, Fleet will be replacing the following units with small pickup trucks: unit 142 for Fleet Operations; unit 239 for the Wastewater Treatment Plant; units 240, 241 and 2006 for the Engineering Division; unit 244 for Parking & Telecommunications Division; units 248 and 2025 for the Water & Sewer Maintenance Division; unit 250 for the Building Services Division; units 254 and 2005 for the Parks & Recreation Division; units 256, 275, 2004, 2007, and 2019 for the Meter Operations Division; and units 317, 732, and 733 for the Transportation Division.	All replacement units (except for units 317 and 733) have arrived and are assigned. Fleet is obtaining quotes on a truck body for the replacement of unit 317 as well as bids on the cab and chassis. Replacement for unit 733 is ordered.	623,367	466,616	156,751

Project Accounting Summary - Fourth Quarter 2006

Project Title	Project Description	Current Status	2006 Budget	2006 Obligated	Remaining
Fleet - Medium/Heavy Utility Vehicles	In 2006, Fleet Operations will be replacing unit 717 for the Water & Sewer Maintenance Division and unit 723 for the Transportation Division. Fleet will also be purchasing four trucks for the Transportation Division/Trail Project - expansions approved in 2005 which have also been ordered. A truck tractor unit for OMI will be purchased from this project.	Truck tractor unit for OMI (#751) will arrive early in January of 2007	749,357	554,287	195,070
Fleet - Other Vehicles/Equipment	Units scheduled for replacement in the 2005 budget are: 84 a sweeper for the Transportation Division - funds were rebudgeted. In 2006, Fleet is replacing unit 82, a water pump for the Wastewater Treatment Plant and unit 79, a Jet wash truck with one Self Propelled concrete saw.	Fleet is getting specifications on these units. Units should be ordered in the first quarter of 2007.	396,421	135,237	261,184
Fleet - Police/Passenger Vehicles	Units scheduled as "most likely to be replaced" for the Police Department in 2006 are: 1022, 1024, 1034, 1037, 1044, 1075, and 1082. These will be replaced with Police Crown Interceptors. Unit 118 for the Water & Sewer Division, unit 1002 for the Aviation & Economic Development Division, unit 1023 for Fleet Operations, and unit 1048 PD K-9 unit will be replaced. Unit 215 for Current Planning Division and units 234 and 1009 for community Resources and Code Compliance Division are to be replaced with Honda Elements.	2007 Crown Interceptors will be ordered in first quarter of 2007. Replacements for units 118, 1002, 1023, 1048, 215, 234, and 1009 have arrived.	542,939	279,687	263,252
Fleet - Sanitation Vehicles/Equipment	Two front load refuse trucks (#443 & #445) were due for replacement in 2004 - funds were rebudgeted. Two rear load refuse trucks (#446 and #447) are due for replacement in 2005 - funds were rebudgeted. Three recycle trucks (#448, #449, and #450) are scheduled for replacement in 2006.	Recycle trucks have been ordered and should arrive in the second quarter of 2007.	1,589,622	823,285	766,337
Fleet - Tractor/Mower	In 2006, several units are scheduled for replacement: Units 552, 561, 568, 569 and 949 for the Parks & Recreation Division; Unit 559 for the Aviation & Economic Development Division; and Units 556 and 9004 for the Wastewater Treatment Plant.	Funds for Unit #556 for the Wastewater Treatment Plant will be rebudgeted to 2007. The Wastewater Treatment Plant has decided that they do not need to have unit #9004 replaced at this time. Funds will be rebudgeted to 2007.	188,000	107,805	80,195
Fuel Storage Improvements - Replacement	Upgrades and repairs to fuel pumps and equipment. A re-evaluation of the entire fuel delivery process has been conducted. Above ground fuel tanks and pumps are going to be installed at the Fleet Operations location. Fleet will begin using a diesel/bio-diesel blend. The Gasboy fuel system will be replaced with a new system.	A contractor has been selected and construction has begun.	276,638	15,034	261,604
Light/Medium Trucks - Expansion	The purpose of this project is to purchase approved expansion light and medium trucks. In 2006, two expansion pickups have been approved for the Water and Sewer Improvement Project managers.	The trucks have been assigned to the user division.	31,836	30,754	1,082
Other Vehicles/Equipment Under \$10,000	Non Motor Pool equipment that costs less than \$10,000.		80,237	16,449	63,788
Police/Passenger Vehicles - Expansion	This project has \$55,000 to cover two Taurus expansions - one for the Police Department and one for the Fire Department and one expansion Harley Davidson Police Motorcycle.	The motorcycle has been ordered.	64,029	50,853	13,176
Solid Waste Equipment - Expansion	The purpose of this project is to purchase approved expansion sanitation vehicles and equipment. The Solid Waste Division will receive two side arm refuse trucks in 2006. A Box Van for Solid Waste will be purchased from this project.	The two side arm trucks have arrived and are in use. The box van has been ordered and will be received early in 2007.	450,000	397,958	52,042

Project Accounting Summary - Fourth Quarter 2006

Project Title	Project Description	Current Status	2006 Budget	2006 Obligated	Remaining
---------------	---------------------	----------------	-------------	----------------	-----------

Wastewater Treatment Improvements

Computer System Upgrades - W.W.T.P.	Replace SCADA workstations at water and sewer and wastewater plant control rooms and database computers for maintenance and operations at the wastewater plant.	No activities in this project during the quarter.	6,000	-	6,000
Plant Pumps and Equipment - W.W.T.P.	To purchase and/or repair aerator motors and aerator gear boxes. The equipment is essential for the treatment process.	Items purchased and received in the quarter: Four ABB VFD for RAS pumps and a large electric transfer switch for PIP generator. Another large electric motor (50/37.5 HP) was ordered, which is expected to be delivered in January 2007.	107,929	64,740	43,189
Testing Equipment - W.W.T.P.	Replace outdated or obsolete laboratory equipment.	No activities in this project during the quarter.	12,267	6,733	5,534
Upgrade/Replace Lift Stations - W.W.T.P.	Repair, replacement, and improvement of pumps and equipment for lift stations.	Funds were spent toward the Greenland lift station upgrades. The 10 microwave radios were received in 2006 and the rest of the equipment (control panel and rotating assemblies, seals, and motors for the pumps) are expected to be received in January 2007.	122,683	35,307	87,376
W.W.T.P. Building Improvements	Repair, improvement, and replacement of buildings.	No activities in this project during the quarter.	41,000	-	41,000
Wastewater System Improvements Project	The Wastewater System Improvement Project (WSIP) significantly increases the City's wastewater system capacity. The design is expected to treat the wastewater for 115,000 people, increasing wastewater treatment capacity from 12.6 to 21.4 million gallons per day, and reduce the number of sewer system overflows due to rain and ground water. It also improves odor control facilities system wide. The project is funded through a combination of a \$42 million sales tax bond issue approved in September, 2006, a \$125 million sales tax bond issue approved in November, 2001, system revenues, developer impact fees, and the sale of land at the West Side WWTP site.	Construction is complete for: i) force mains from the Hamestrung Lift Station to the new WWTP; ii) Broyles Road Water Line. Construction is underway for: i) West Side Wastewater Treatment Plant substantial completion May 2008; ii) Noland Wastewater Treatment Plant substantial completion May 2007; iii) WL-3, Gravity Line from Porter Road to Hamestrung Lift Station, substantially complete; iv) WL-1, Gravity Line from Old Wire Road to Gregg Avenue, substantial completion in March 2007; v) WL-4, Gravity Lines and Force Main from Gregg Avenue Lift Station to Hamestrung Lift Station, substantial completion in October 2007; vi) WL-6 Hamestrung lift station estimated completion December 2007; vii) The electrical line relocation on Broyles Road, substantial completion in April 2007, viii) WL-6, Hamestrung Lift Station, substantial completion December 2007; ix) WL-2, Gravity Line from North Street to Gregg Avenue, substantial completion in Nov 2007. Bids will open on WL-7, Gregg Ave Lift Station and EP-1 Noland Wet Weather Improvements in March 2007. Easement acquisition is underway for the east side lines.	144,159,967	43,614,125	100,545,842

Water & Sewer Improvements

24" Waterline Improvements & Replacement	Install approximately 2,000' of 24" water main in the north-south easement west of and parallel to West Custer and 3,000' of 24" water main parallel to Lewis Lane, off Morningside Drive, to replace the existing 24" water line that has experienced numerous leaks due to external corrosion. An additional 1,000 feet of pipe was added to this scope of work because it needed to be lowered for sewer line construction, and it will cost the City much less to do all of the 24" line work under one contract. The additional cost will be borne by the WSIP project.	A contract was awarded and construction is underway with completion in mid 2007.	1,081,050	506,344	574,706
36" Waterline Replacement & Protection	Analysis of the corrosion problems on the main 36-inch water supply line from Beaver Water District including the recommendation and construction of appropriate action and corrective measures.	The surge tank repainting and waterline improvements are under contract.	1,649,326	245,216	1,404,110

Project Accounting Summary - Fourth Quarter 2006

Project Title	Project Description	Current Status	2006 Budget	2006 Obligated	Remaining
Broyles Road Extension Improvements	The widening and improvement of Broyles Road from Persimmon to Sellers Trail to comply with Fayetteville development requirements and to provide a suitable access to the west side wastewater treatment plant.	This road construction portion is deferred until after the heaviest portion of the WWTP construction is completed. Exact scheduling is dictated by the WWTP design.	110,897	-	110,897
Collection System Capacity Management	Project involves updating a computerized sanitary sewer collection model for the Fayetteville system and performance of a specific number of analyses for new developments. The model evaluates the ability of the system to accommodate a particular loading increase.	The analyses of the additional scenarios will occur as developments warrant. Funds remain for a few more runs of the analysis due to major developments in 2007.	13,764	-	13,764
Farmington Sewer Rehabilitation	This project is a cost share with Farmington based on the arbitration agreement. This project reduces sanitary sewer overflows and reduces wastewater flows to the treatment plant. The work being done in this project will not be abandoned when the new plant goes on line. This is a sub-project to the City-wide sanitary sewer rehabilitation project.	Pipeline design is approximately 100% complete and being reviewed by the Health Department, USEPA and ANRC to ensure that the project qualifies to use STAG grant funding. Bids will be opened in the first quarter of 2007.	541,831	113,554	428,277
Gregg - Waterline Relocation	The relocations and improvements of a 12" and an 18" water main along Gregg Avenue between Sycamore Street and Van Asche Boulevard, including a new interconnection underneath the Fulbright Expressway between the CMN Business Park and the Medical Center.	Although this project is complete, some minor adjustments will be required that can be accomplished only after AHTD has completed the highway construction. Also, there may be some changes in the AHTD's plans that may require additional adjustments.	267,587	222,237	45,350
Gregg Street Lift Station Remediation	Remediation of the underground storage tank ferrous chloride leak at the Gregg Avenue sewer lift station. Per approval from the Water/Sewer Committee and the full City Council, this scope of work was expanded to include the removal of all Water/Wastewater underground storage tanks that were no longer required.	All tanks at the lift stations and the Noland WWTP have been removed. Staff is still awaiting soil sample results to ensure there was no ground contamination (none was evident). All water sites are being evaluated to determine if any tanks need to be removed at these locations.	150,469	34,709	115,760
HWY 62 Waterline Relocation Farmington	The work relates to the relocation of the water mains along Highway 62 in Farmington. The Fayetteville water main is in conflict with the planned highway widening and improvement.	Although this project is complete, some minor adjustments will be required that can be accomplished only after AHTD has completed the highway construction. Also, there may be some changes in the AHTD's plans that may require additional adjustments.	709,577	343,720	365,857
Mount Sequoyah Pressure Plane Impvs	Water distribution improvement project to correct deficiencies in the Mount Sequoyah Pressure Plane. Private development activities will install water piping and contribute funds to construct new storage in partnership with the City to address the pumping and storage needs of this subsystem.	The selection of alternatives were approved by the Water/Sewer Committee. An engineering contract will be awarded in early 2007 for the design of the pumping, piping, and storage requirements.	1,095,883	117,334	978,549
Mount Sequoyah W&S System Upgrade	A study and design project to replace numerous leaking and outdated water and sanitary sewer mains on Mount Sequoyah, in particular those currently under houses and outside known easements and to ensure that existing residences have legal service connections.	It is anticipated that the design will be completed in the second quarter of 2007.	1,722,613	474	1,722,139
North College Waterline - Maple to North	Relocations and improvements of the water mains along North College Avenue and the adjoining neighborhoods between Maple Street and North Street.	Project is now completed. However, some very minor adjustments may still be needed.	1,461,207	1,359,012	102,195
Razorback Road Utility W/S Relocation	This project is for the relocation of the water and sewer utility lines associated with the widening by the AHTD of Razorback Road between 6th Street and 15th Street.	Although this project is complete, some minor adjustments will be required that can be accomplished only after AHTD has completed the highway construction. Also, there may be some changes in the AHTD's plans that may require additional adjustments.	968,042	807,366	160,676

Project Accounting Summary - Fourth Quarter 2006

Project Title	Project Description	Current Status	2006 Budget	2006 Obligated	Remaining
S.C.A.D.A. System Upgrade	To improve controls on the City's water transmission lines.	Final design is complete for the work required on the 36" transmission lines. The surge tank painting is 50% complete. The line work construction contract was awarded and construction will commence in the first quarter of 2007 with completion in mid 2007. The SCADA system will be installed at the same time as the pipe construction is completed. The SCADA hardware has all been purchased.	13,925	13,262	663
Sanitary Sewer Rehabilitation	This project reduces sanitary sewer overflows and reduces wastewater flows to the treatment plant. The work being done in this project will not be abandoned when the new plant goes on line. This is an on going multi-year project.	a) The Sanitary Sewer Rehabilitation project for Illinois River Basins 1-5, is complete, although a change order has been added to the project. This project uses approximately \$1.1 million State Tribal and Assistance Grants for 2003 and 2004. b) Sewer Manhole Rehabilitation was completed in Farmington, per the arbitration agreement. c) Design is complete for the Farmington area line replacement and is being reviewed by the Health Department. This will bid in the first quarter of 2007. d) Design of the Hamestring sewer basin construction plan is almost complete. These projects will bid in mid-2007. e) Manhole rehabilitation for basins I-15, W-2 and W-6 should begin in early 2007; and f) the 2006 cured-in-place term contract was awarded in the fourth quarter of 2006 and construction is underway.	7,498,907	2,470,359	5,028,548
WSIP Project Management	This is a subset of the Wastewater System Improvement Project, and involves hiring a two person project management team.	This program originally consisted of three employees, but staff feels the mission can be accomplished with two employees.	186,875	43,037	143,838
Water and Sewer Cost Sharing	Cost shares, as needed, associated with private developments.	No activity this quarter	424,740	127,741	296,999
Water Impact Fee Cost Sharing Projects	Cost-share projects involving the upsizing and upgrading of water mains as required by increased development.	No cost shares this quarter.	118,425	73,328	45,097
Water Line Projects as Needed	This will provide funding for relatively small projects and improvements that will be identified on an as needed basis. Projects that will be selected are those that exceed the in-house staff's ability to repair, but meet an immediate need based on the frequency of leaks, looping requirements, and relatively small location work requiring contractor capabilities. Once defined, each project will be submitted to the Mayor for approval.	Project is complete.	-	-	-
Water & Sewer Operations Center Building	The purpose of this capital project was the construction of an adequate facility and compound for the Water & Sewer Maintenance and the Meter Operations divisions of the City. The compound has been built in the Industrial Park, near Pump Station Road.	At this point, it is up to the Contractor (Marinoni) to do what is required to finish final documentation and to submit the final request for payment.	248,551	226,886	21,665
Impact Fee Update - Water & Wastewater	This project is to update the existing water and sewer impact fees based on the estimated cost of the capital facilities including calculating several fees for the wastewater collection system.	The project to update the water and sewer impact fees will be completed by the end of the first quarter of 2007	122,300	19,000	103,300
Water System Master Plan Study	Update of the City's Master Water Study Plan and computer model by McGoodwin, Williams & Yates.	The update and expansion of the computer model is complete. Staff is currently negotiating a change order to update the model to include the developments over the past year.	36,841	-	36,841
Wedington Utility W/S Relocations	This project is for the relocation of the water and sewer utility lines associated with the widening of Wedington Drive from Meadowlands Drive to Double Springs Road by the AHTD.	Although this project is complete, some minor adjustments will be required that can be accomplished only after AHTD has completed the highway construction. Also, there may be some changes in the AHTD's plans that may require additional adjustments.	1,958,077	1,679,501	278,576

Project Accounting Summary - Fourth Quarter 2006

Project Title	Project Description	Current Status	2006 Budget	2006 Obligated	Remaining
<u>Water & Sewer Services Improvements</u>					
Backflow Prevention Assemblies	This project is for installation or replacement of backflow prevention assemblies on City facilities to meet a backflow prevention mandate order by the Arkansas Department of Health.	Staff has finished installing these assemblies at facilities where they are needed. The annual inspection, testing, and maintenance of all backflow preventers currently installed at City facilities has begun and will continue.	17,553	1,063	16,490
Business Office Improvements	This project involves upgrades to the Business Office to improve customer service.	Purchases are on hold pending the outcome of the recommendations of the Space Adjacency Committee. Status remains the same.	49,261	-	49,261
Meter & Equipment Parts Cleaning Machine	The purpose of this project is to purchase a meter and equipment parts cleaning machine used to clean water meters prior to maintenance and testing. Meter maintenance personnel currently clean 1,800 to 2,000 meters per year, and will increase to approximately 3,000 in the near future. At present, water meters and parts are cleaned manually; this machine will allow these items to be cleaned automatically and more efficiently. The machine will also be used for cleaning other equipment and tools used in the Meter Operations and the Water & Sewer Maintenance divisions.	This cleaning machine should be purchased and installed by the end of the first quarter of 2007.	24,000	-	24,000
Utility Rate Review and Analysis	This project consists of issuing an outside contract for a professional consultant to review existing rates and issue findings and analysis. This study will determine appropriate rates to be charged to the various classes of customers of the system that will provide adequate revenue to meet the financial needs of the system.	The City's professional consultant is in the process of developing the comprehensive cost-of-service rate study for review by City Staff and the Fayetteville Sewer Committee.	163,591	69,655	93,936
Water & Sewer Rate/Operations Study	A rate study to comply with Federal EPA standards due to the City's participation in the SWCC Revolving Loan Program for financing the Wastewater System Improvements Project.	The Water & Sewer Rate Audit has been completed and was presented to the City Council along with several customer groups. The Operations Report is complete. A rate study is currently in process with a completion date of first quarter 2007.	16,500	14,601	1,899
Water Meters	Automation of meter reading is driven by the need for increased efficiency in managing a large number of accounts with a minimum of administrative costs. The meter replacement program also enhances revenues by minimizing unaccounted for (unbilled) water amounts.	This is an on going project.	430,776	412,784	17,992
TOTALS			231,122,528	70,019,114	161,103,414